

# MISSOURI BALANCE OF STATE CONTINUUM OF CARE

## 2014 WINTER POINT-IN-TIME SHELTERED AND UNSHELTERED HOMELESS COUNT



Prepared By



*Strength, Dignity, Quality of Life*  
**MISSOURI HOUSING**  
DEVELOPMENT COMMISSION



Missouri Association  
for Social Welfare  
Since 1901

# TABLE OF CONTENTS

METHODOLOGY

1

BALANCE OF STATE CONTINUUM OF CARE MAP  
AND TOTAL FIGURES

2-3

REGION ONE

4-5

REGION TWO

6-7

REGION THREE

8-9

REGION FOUR

10-11

REGION FIVE

12-13

REGION SIX

14-15

REGION SEVEN

16-17

REGION EIGHT

18-19

REGION NINE

20-21

REGION TEN

22-23

BALANCE OF STATE SHELTERED INFORMATION  
BY COUNTY

24

BALANCE OF STATE UNSHELTERED INFORMATION  
BY COUNTY

25

BALANCE OF STATE TOTAL HOMELESS INFORMATION  
BY COUNTY

26

BALANCE OF STATE DOUBLED UP TOTALS  
BY COUNTY

27

JANUARY 2014

# METHODOLOGY

The data in this report is gathered from 101 counties in the Missouri Balance of State (BoS) Continuum of Care (CoC). Social service agencies and community volunteers in each county complete a survey for each unsheltered homeless individual and family located in the CoC. Unsheltered homeless is defined by the U.S. Department of Housing and Urban Development (HUD) as “An individual or family who lacks a fixed, regular, and adequate nighttime residence, meaning: Sleeping in a place not designed for or ordinarily used as a regular sleeping accommodation, including a car, park, abandoned building, bus or train station, airport camping ground or other place not meant for human habitation.”

In addition, sheltered data is gathered from social service agencies and organizations providing shelter (hotel/motel, emergency shelter, transitional housing, and safe havens) to households within the BoS CoC. Together, the sheltered and unsheltered data make up the total number of homeless individuals and families identified in the BoS CoC.

When tabulating data for unsheltered homeless persons, age, gender and race percentages were calculated using the total of all unsheltered persons surveyed. The veteran percentages were calculated using the total of all unsheltered adults surveyed. The disability, victims of domestic violence, chronically homeless and unaccompanied youth percentages were calculated using household information.

When tabulating data for sheltered homeless persons, age, gender and race percentages were calculated using the total of all sheltered persons. The disability, victims of domestic violence, and veteran percentages were calculated using the total of all sheltered adults. Chronically homeless percentages were calculated using the total of all households sheltered to account for both chronically homeless individuals and chronically homeless families. Unaccompanied youth percentages were calculated using the total number of children sheltered.

The “unknown/no...” category was used to represent information unknown at the time of entry into a shelter program or answers left blank or marked “no” on the survey administered to unsheltered homeless individuals and families.

Individuals surveyed may be represented in more than one disability category. Individuals may have more than one disability documented; therefore, the totals in the disability sections of the unsheltered or sheltered responses may not equal one-hundred percent.

The numbers in the following report may slightly vary from those reported to HUD in January 2014 due to HUD data quality requirements and the legal definition of homelessness. For example, HUD only recognizes individuals with professional diagnosis as suffering from severe mental illness or substance abuse. This report reflects the total number of households who reported during our survey that they are experiencing mental illness or substance abuse. Also, HUD doesn’t recognize the doubled up population as homeless and in this report you will find a page dedicated to the doubled up population.

For more information on the Point-in-Time Count, please visit the Governor’s Committee to End Homelessness (GCEH) website at [www.mo-ich.org](http://www.mo-ich.org).



# BALANCE OF STATE

## SHELTERED INFORMATION

### **TOTAL SHELTERED HOMELESS:**

1,339

#### **AGE**

Under 18: 30.77%

18-24: 8.89%

25+: 60.34%

Unknown: 0.0%

#### **GENDER**

Female: 51.9%

Male: 48.1%

Transgendered: 0.0%

Unknown: 0.0%

#### **RACE**

Other: 0.0%

White: 73.34%

Black or African American: 22.40%

Two or more races: 3.21%

American Indian or Alaskan Native: 0.90%

Asian: 0.15%

Native Hawaiian or Other Pacific Islander: 0.0%

Unknown: 0.0%

### **DISABILITIES BY CATEGORY**

HIV/AIDS: 0.54%

Mental Illness: 13.16%

Substance Abuse: 26.21%

Physical: N/A

### **DOMESTIC VIOLENCE**

Domestic Violence: 28.8%

None/Unknown: 71.2%

### **CHRONIC**

Chronic Adults : 25.43%

None/Unknown: 74.57%

### **UNACCOMPANIED YOUTH**

Unaccompanied Youth: 4.13%

None/Unknown: 95.87%

### **VETERANS**

Male Veterans: 11.22%

Female Veterans: 0.86%

None/Unknown: 87.92%

## UNSHelterED INFORMATION

### **TOTAL UNSHELTERED HOMELESS:**

243

#### **AGE**

Under 18: 20.58%

18-24: 16.05%

25+: 61.73%

Unknown: 1.65%

#### **GENDER**

Female: 30.04%

Male: 62.55%

Transgendered: 0.0%

Unknown: 3.29%

#### **RACE**

Other: 3.70%

White: 73.25%

Black or African American: 13.58%

Two or more races: 1.23%

American Indian or Alaskan Native: 0.41%

Asian: 0.0%

Native Hawaiian or Other Pacific Islander: 0.41%

Unknown: 7.41%

### **DISABILITIES BY CATEGORY**

HIV/AIDS: 0.0%

Mental Illness: 25.16%

Substance Abuse: 26.42%

Physical: 15.72%

### **DOMESTIC VIOLENCE**

Domestic Violence: 5.66%

None/Unknown: 94.34%

### **CHRONIC**

Chronic Adults : 22.01%

None/Unknown: 77.99%

### **UNACCOMPANIED YOUTH**

Unaccompanied Youth: 6.0%

None/Unknown: 88.0%

### **VETERANS**

Male Veterans: 7.18%

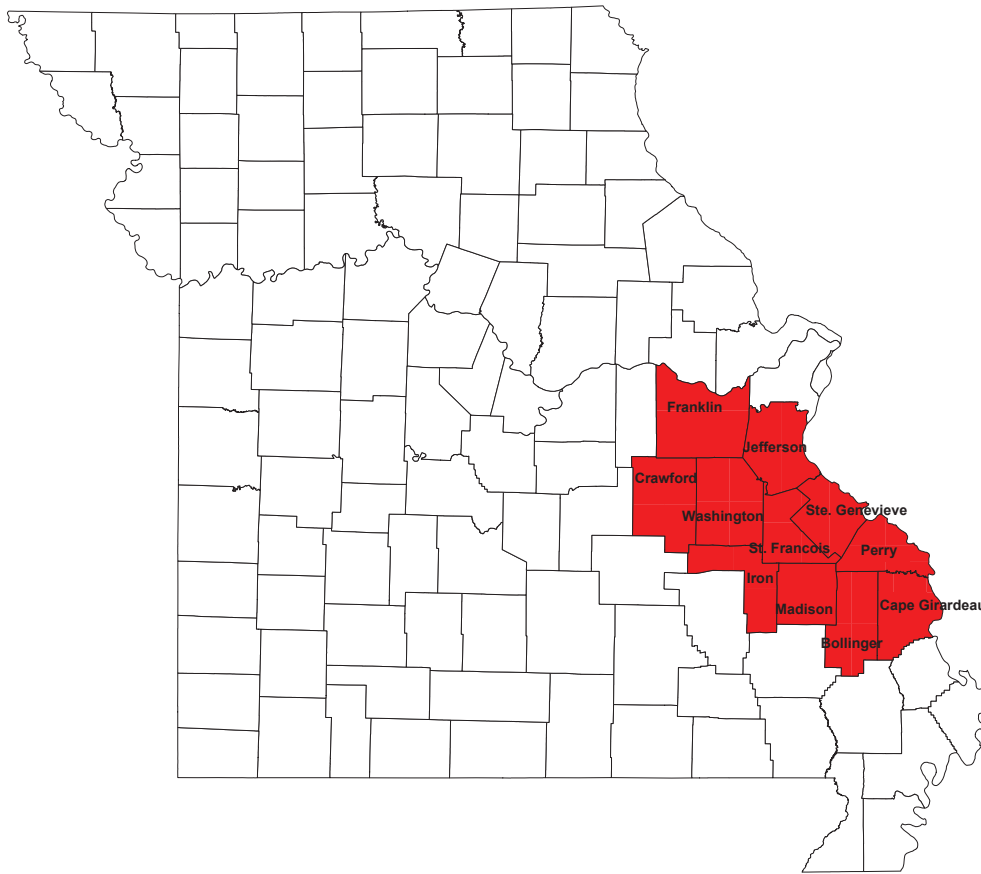
Female Veterans: 0.0%

None/Unknown: 92.82%

# REGION 1

**COUNTIES:**

Franklin, Jefferson, Crawford, Washington, St. Francois, Ste. Genevieve, Perry, Iron, Madison, Bollinger and Cape Girardeau



**TOTAL HOMELESS: 219**

**TOTAL SHELTERED HOMELESS: 201**

**TOTAL UNSHELTERED HOMELESS: 18**

# REGION 1

## SHELTERED INFORMATION

### AGE

Under 18: 21.90%  
18-24: 13.40%  
25+: 64.70%

### GENDER

Female: 47.80%  
Male: 52.20%  
Transgendered: 0.0%  
Unknown: 0.0%

### RACE

Other: 0.0%  
White: 58.20%  
Black or African American: 37.30%  
Two or more races: 1.50%  
American Indian or Alaskan Native: 2.50%  
Asian: 0.50%  
Native Hawaiian or Other Pacific Islander: 0.0%  
Unknown: 0.0%

### DISABILITIES BY CATEGORY

HIV/AIDS: 1.30%  
Mental Illness: 3.80%  
Substance Abuse: 8.90%  
Physical: N/A

### DOMESTIC VIOLENCE

Domestic Violence: 25.50%  
None/Unknown: 74.50%

### CHRONIC

Chronic Adults : 9.60%  
None/Unknown: 90.40%

### UNACCOMPANIED YOUTH

Unaccompanied Youth: 0.0%  
None/Unknown: 100%

### VETERANS

Male Veterans: 5.10%  
Female Veterans: 0.60%  
None/Unknown: 0.0%

## UNSHELTERED INFORMATION

### AGE

Under 18: 0.0%  
18-24: 11.10%  
25+: 88.89%

### GENDER

Female: 11.10%  
Male: 88.89%  
Transgendered: 0.0%  
Unknown: 0.0%

### RACE

Other: 11.11%  
White: 77.80%  
Black or African American: 11.11%  
Two or more races: 0.0%  
American Indian or Alaskan Native: 0.0%  
Asian: 0.0%  
Native Hawaiian or Other Pacific Islander: 0.0%  
Unknown: 0.0%

### DISABILITIES BY CATEGORY

HIV/AIDS: 0.0%  
Mental Illness: 27.78%  
Substance Abuse: 22.22%  
Physical: 33.33%

### DOMESTIC VIOLENCE

Domestic Violence: 6.0%  
Unknown: 94.0%

### CHRONIC

Chronic: 38.89%  
None/Unknown: 61.11%

### UNACCOMPANIED YOUTH

Unaccompanied Youth: 0.0%  
None/Unknown: 100%

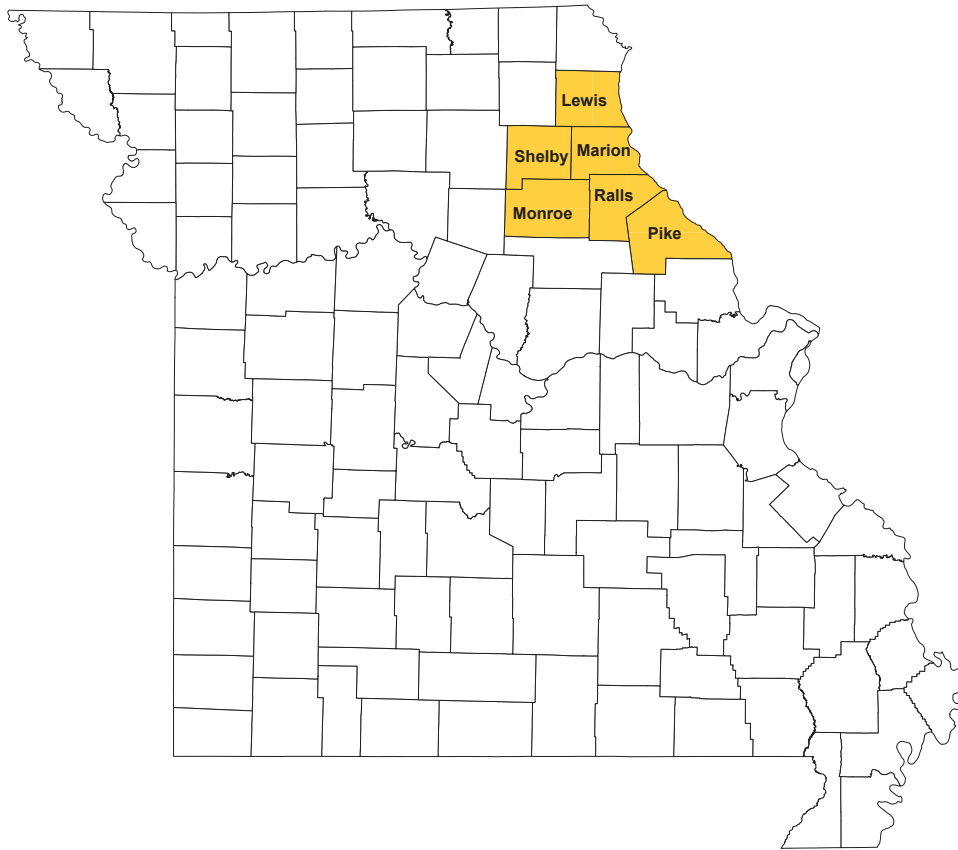
### VETERANS

Male Veterans: 5.56%  
Female Veterans: 0.0%  
None/Unknown: 94.44%

# REGION 2

**COUNTIES:**

Lewis, Shelby, Marion, Monroe, Ralls and Pike



**TOTAL HOMELESS: 24**

**TOTAL SHELTERED HOMELESS: 9**

**TOTAL UNSHELTERED HOMELESS: 15**



# REGION 2

## SHELTERED INFORMATION

### **AGE**

Under 18: 33.30%  
18-24: 11.0%  
25+: 55.70%  
Unknown: 0.0%

### **GENDER**

Female: 66.70%  
Male: 33.30%  
Transgendered: 0.0%  
Unknown: 0.0%

### **RACE**

Other: 0.0%  
White: 88.90%  
Black or African American: 11.10%  
Two or more races: 0.0%  
American Indian or Alaskan Native: 0.0%  
Asian: 0.0%  
Native Hawaiian or Other Pacific Islander: 0.0%  
Unknown: 0.0%

### **DISABILITIES BY CATEGORY**

HIV/AIDS: 0.0%  
Mental Illness: 0.0%  
Substance Abuse: 33.30%  
Physical: N/A

### **DOMESTIC VIOLENCE**

Domestic Violence: 50.0%  
None/Unknown: 50.0%

### **CHRONIC**

Chronic Adults : 66.70%  
None/Unknown: 33.30%

### **UNACCOMPANIED YOUTH**

Unaccompanied Youth: 0.0%  
None/Unknown: 100.0%

### **VETERANS**

Male Veterans: 0.0%  
Female Veterans: 0.0%  
None/Unknown: 100%

## UNSHELTERED INFORMATION

### **AGE**

Under 18: 13.33%  
18-24: 0.0%  
25+: 80.0%  
Unknown: 6.67%

### **GENDER**

Female: 26.67%  
Male: 53.33%  
Transgendered: 0.0%  
Unknown: 20.0%

### **RACE**

Other: 0.0%  
White: 86.67%  
Black or African American: 6.67%  
Two or more races: 6.67%  
American Indian or Alaskan Native: 0.0%  
Asian: 0.0%  
Native Hawaiian or Other Pacific Islander: 0.0%  
Unknown: 0.0%

### **DISABILITIES BY CATEGORY**

HIV/AIDS: 0.0%  
Mental Illness: 20.0%  
Substance Abuse: 30.0%  
Physical: 0.0%

### **DOMESTIC VIOLENCE**

Domestic Violence: 0.0%  
Unknown: 100.0%

### **CHRONIC**

Chronic: 10.0%  
None/Unknown: 90.0%

### **UNACCOMPANIED YOUTH**

Unaccompanied Youth: 0.0%  
None/Unknown: 0.0%

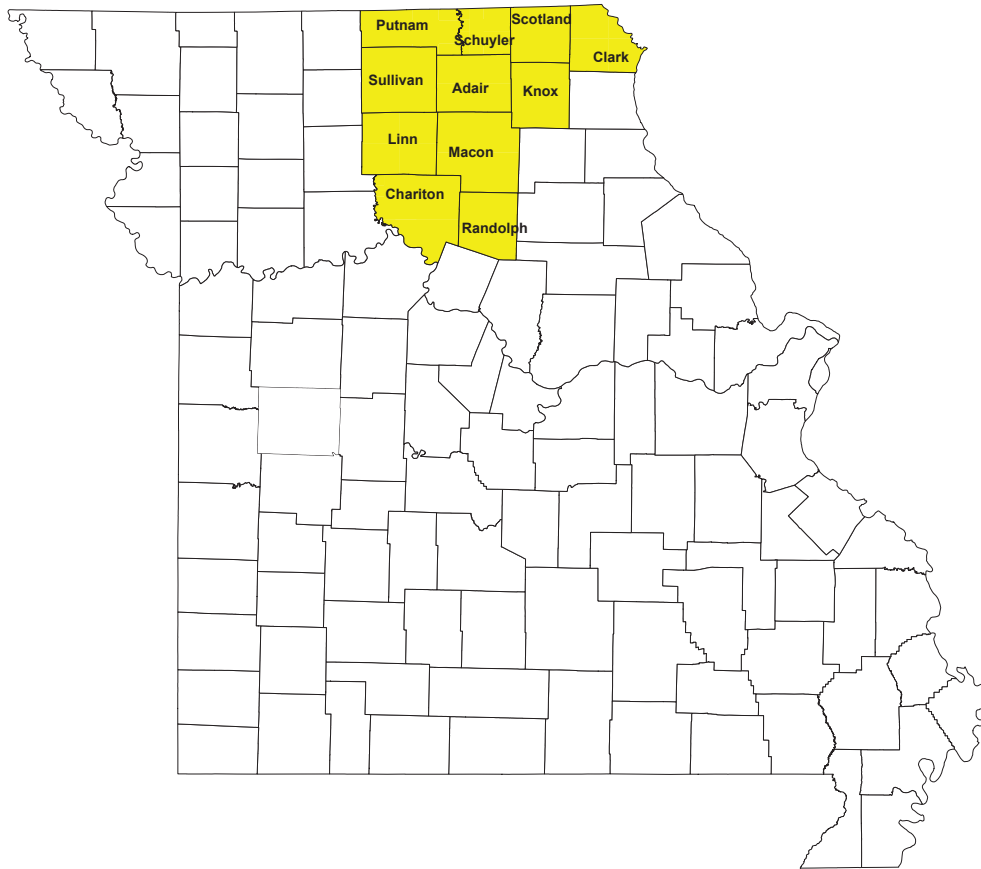
### **VETERANS**

Male Veterans: 7.69%  
Female Veterans: 0.0%  
None/Unknown: 92.31%

# REGION 3

**COUNTIES:**

Putnam, Schuyler, Scotland, Clark, Sullivan, Adair, Knox, Linn, Macon, Chariton and Randolph



**TOTAL HOMELESS: 44**

**TOTAL SHELTERED HOMELESS: 36**

**TOTAL UNSHELTERED HOMELESS: 8**

# REGION 3

## SHELTERED INFORMATION

### **AGE**

Under 18: 44.40%  
18-24: 16.70%  
25+: 38.90%

### **GENDER**

Female: 69.40%  
Male: 30.60%  
Transgendered: 0.0%  
Unknown: 0.0%

### **RACE**

Other: 0.0%  
White: 91.67%  
Black or African American: 2.78%  
Two or more races: 5.56%  
American Indian or Alaskan Native: 0.0%  
Asian: 0.0%  
Native Hawaiian or Other Pacific Islander: 0.0%  
Unknown: 0.0%

### **DISABILITIES BY CATEGORY**

HIV/AIDS: 0.0%  
Mental Illness: 30.0%  
Substance Abuse: 35.0%  
Physical: N/A

### **DOMESTIC VIOLENCE**

Domestic Violence: 65.0%  
None/Unknown: 35.0%

### **CHRONIC**

Chronic Adults : 35.0%  
None/Unknown: 65.0%

### **UNACCOMPANIED YOUTH**

Unaccompanied Youth: 0.0%  
None/Unknown: 100%

### **VETERANS**

Male Veterans: 0.0%  
Female Veterans: 0.0%  
None/Unknown: 100.0%

## UNSHELTERED INFORMATION

### **AGE**

Under 18: 37.50%  
18-24: 0.0%  
25+: 62.50%

### **GENDER**

Female: 50.0%  
Male: 50.0%  
Transgendered: 0.0%  
Unknown: 0.0%

### **RACE**

Other: 37.50%  
White: 62.50%  
Black or African American: 0.0%  
Two or more races: 0.0%  
American Indian or Alaskan Native: 0.0%  
Asian: 0.0%  
Native Hawaiian or Other Pacific Islander: 0.0%  
Unknown: 0.0%

### **DISABILITIES BY CATEGORY**

HIV/AIDS: 0.0%  
Mental Illness: 12.50%  
Substance Abuse: 0.0%  
Physical: 0.0%

### **DOMESTIC VIOLENCE**

Domestic Violence: 25.0%  
None/Unknown: 75.0%

### **CHRONIC**

Chronic Adults : 25.0%  
None/Unknown: 75.0%

### **UNACCOMPANIED YOUTH**

Unaccompanied Youth: 33.33%  
None/Unknown: 66.67%

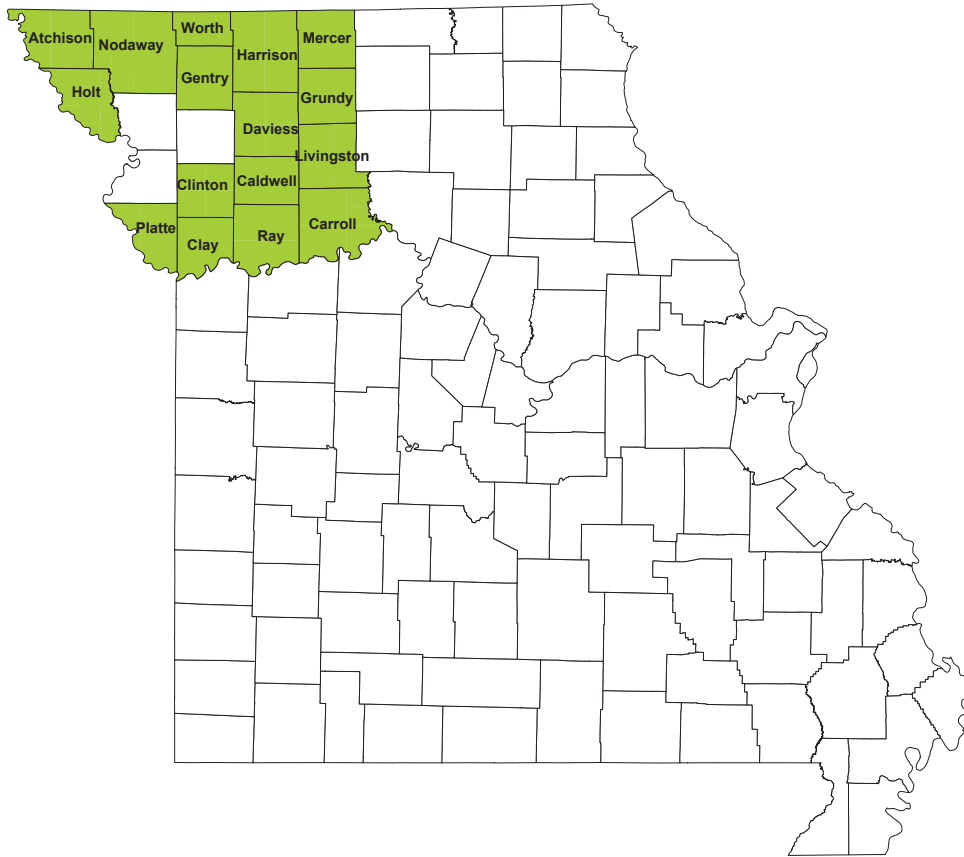
### **VETERANS**

Male Veterans: 0.0%  
Female Veterans: 0.0%  
None/Unknown: 100%

# REGION 4

**COUNTIES:**

Atchison, Nodaway, Worth, Harrison, Mercer, Holt, Gentry, Daviess, Grundy, Clinton, Caldwell, Livingston, Platte, Clay, Ray and Carroll



**TOTAL HOMELESS: 220**

**TOTAL SHELTERED HOMELESS: 170**

**TOTAL UNSHELTERED HOMELESS: 50**

# REGION 4

## SHELTERED INFORMATION

### **AGE**

Under 18: 55.29%  
18-24: 7.06%  
25+: 37.65%  
Unknown: 0.0%

### **GENDER**

Female: 63.53%  
Male: 36.47%  
Transgendered: 0.0%  
Unknown: 0.0%

### **RACE**

Other: 0.0%  
White: 68.24%  
Black or African American: 26.47%  
Two or more races: 5.29%  
American Indian or Alaskan Native: 0.0%  
Asian: 0.0%  
Native Hawaiian or Other Pacific Islander: 0.0%  
Unknown: 0.0%

### **DISABILITIES BY CATEGORY**

HIV/AIDS: 0.0%  
Mental Illness: 3.95%  
Substance Abuse: 6.58%  
Physical: N/A

### **DOMESTIC VIOLENCE**

Domestic Violence: 35.50%  
None/Unknown: 64.50%

### **CHRONIC**

Chronic Adults : 0.0%  
None/Unknown: 0.0%

### **UNACCOMPANIED YOUTH**

Unaccompanied Youth: 14.90%  
None/Unknown: 85.10%

### **VETERANS**

Male Veterans: 1.32%  
Female Veterans: 0.0%  
None/Unknown: 98.68%

## UNSHELTERED INFORMATION

### **AGE**

Under 18: 12.0%  
18-24: 34.0%  
25+: 48.0%  
Unknown: 6.0%

### **GENDER**

Female: 40.0%  
Male: 54.0%  
Transgendered: 0.0%  
Unknown: 6.0%

### **RACE**

Other: 8.0%  
White: 58.0%  
Black or African American: 8.0%  
Two or more races: 2.0%  
American Indian or Alaskan Native: 2.0%  
Asian: 0.0%  
Native Hawaiian or Other Pacific Islander: 0.0%  
Unknown: 22.0%

### **DISABILITIES BY CATEGORY**

HIV/AIDS: 0.0%  
Mental Illness: 8.30%  
Substance Abuse: 16.70%  
Physical: 8.30%

### **DOMESTIC VIOLENCE**

Domestic Violence: 8.30%  
None/Unknown: 91.70%

### **CHRONIC**

Chronic Adults : 11.10%  
None/Unknown: 88.90%

### **UNACCOMPANIED YOUTH**

Unaccompanied Youth: 16.70%  
None/Unknown: 83.30%

### **VETERANS**

Male Veterans: 6.80%  
Female Veterans: 0.0%  
None/Unknown: 93.20%

# REGION 5

**COUNTIES:**

Howard, Audrain, Boone, Callaway, Montgomery, Cooper, Moniteau, Cole, Osage, Gasconade, Morgan, Miller, Maries, Camden, Pulaski and Phelps



**TOTAL HOMELESS: 493**

**TOTAL SHELTERED HOMELESS: 430**

**TOTAL UNSHELTERED HOMELESS: 63**

# REGION 5

## SHELTERED INFORMATION

### AGE

Under 18: 22.09%  
18-24: 7.67%  
25+: 70.23%

### GENDER

Female: 39.30%  
Male: 60.70%  
Transgendered: 0.0%  
Unknown: 0.0%

### RACE

Other: 0.0%  
White: 0.71%  
Black or African American: 0.23%  
Two or more races: 0.05%  
American Indian or Alaskan Native: 0.01%  
Asian: 0.0%  
Native Hawaiian or Other Pacific Islander: 0.0%  
Unknown: 0.0%

### DISABILITIES BY CATEGORY

HIV/AIDS: 0.60%  
Mental Illness: 18.21%  
Substance Abuse: 31.34%  
Physical: N/A

### DOMESTIC VIOLENCE

Domestic Violence: 17.31%  
None/Unknown: 82.69%

### CHRONIC

Chronic Adults : 29.73%  
None/Unknown: 70.27%

### UNACCOMPANIED YOUTH

Unaccompanied Youth: 3.16%  
None/Unknown: 96.84%

### VETERANS

Male Veterans: 20.0%  
Female Veterans: 1.79%  
None/Unknown: 78.21%

## UNSHELTERED INFORMATION

### AGE

Under 18: 28.57%  
18-24: 7.94%  
25+: 63.49%

### GENDER

Female: 41.27%  
Male: 55.56%  
Transgendered: 0.0%  
Unknown: 3.17%

### RACE

Other: 0.0%  
White: 63.49%  
Black or African American: 22.22%  
Two or more races: 0.0%  
American Indian or Alaskan Native: 0.0%  
Asian: 0.0%  
Native Hawaiian or Other Pacific Islander: 1.59%  
Unknown: 11.11%

### DISABILITIES BY CATEGORY

HIV/AIDS: 0.0%  
Mental Illness: 23.68%  
Substance Abuse: 18.42%  
Physical: 23.68%

### DOMESTIC VIOLENCE

Domestic Violence: 0.0%  
None/Unknown: 100%

### CHRONIC

Chronic Adults : 34.21%  
None/Unknown: 65.79%

### UNACCOMPANIED YOUTH

Unaccompanied Youth: 0.0%  
None/Unknown: 100%

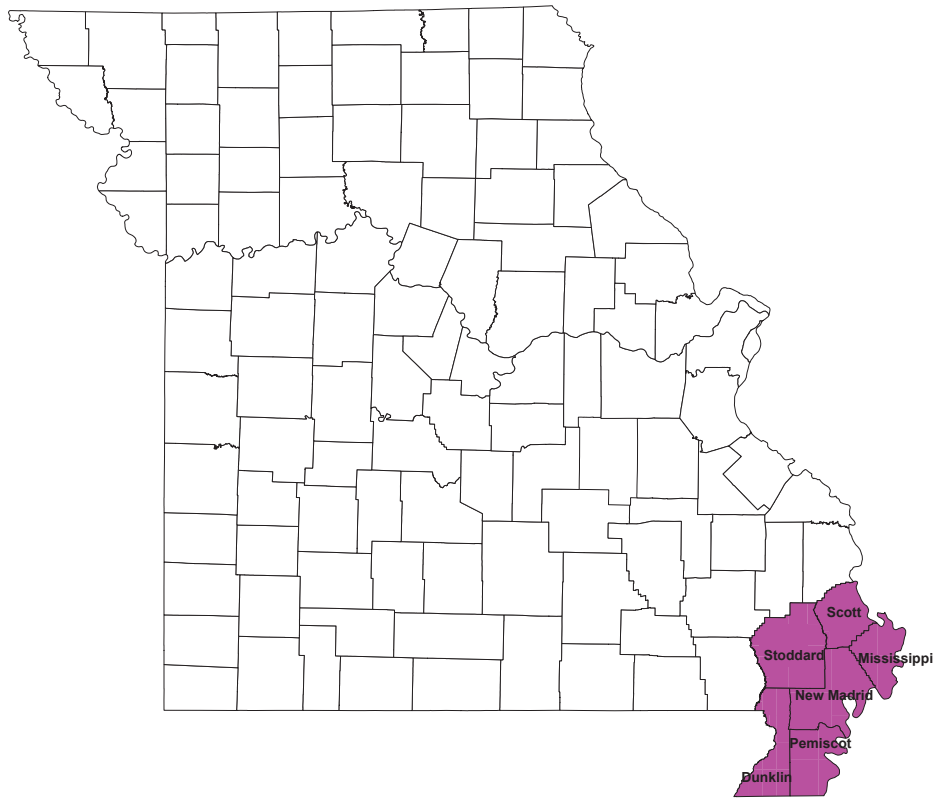
### VETERANS

Male Veterans: 13.16%  
Female Veterans: 0.0%  
None/Unknown: 100%

# REGION 6

**COUNTIES:**

Scott, Stoddard, Mississippi, New Madrid, Dunklin and Pemiscot



**TOTAL HOMELESS: 89**

**TOTAL SHELTERED HOMELESS: 73**

**TOTAL UNSHELTERED HOMELESS: 16**



# REGION 6

## SHELTERED INFORMATION

### **AGE**

Under 18: 42.47%  
18-24: 2.74%  
25+: 54.79%

### **GENDER**

Female: 56.16%  
Male: 43.84%  
Transgendered: 0.0%  
Unknown: 0.0%

### **RACE**

Other: 0.0%  
White: 31.51%  
Black or African American: 68.49%  
Two or more races: 0.0%  
American Indian or Alaskan Native: 0.0%  
Asian: 0.0%  
Native Hawaiian or Other Pacific Islander: 0.0%  
Unknown: 0.0%

### **DISABILITIES BY CATEGORY**

HIV/AIDS: 0.0%  
Mental Illness: 21.43%  
Substance Abuse: 11.90%  
Physical: N/A

### **DOMESTIC VIOLENCE**

Domestic Violence: 26.19%  
None/Unknown: 73.81%

### **CHRONIC**

Chronic Adults : 30.77%  
None/Unknown: 69.23%

### **UNACCOMPANIED YOUTH**

Unaccompanied Youth: 0.0%  
None/Unknown: 100%

### **VETERANS**

Male Veterans: 4.76%  
Female Veterans: 0.0%  
None/Unknown: 95.24%

## UNSHELTERED INFORMATION

### **AGE**

Under 18: 50%  
18-24: 12.50%  
25+: 37.50%

### **GENDER**

Female: 37.50%  
Male: 62.50%  
Transgendered: 0.0%  
Unknown: 0.0%

### **RACE**

Other: 0.0%  
White: 56.25%  
Black or African American: 43.75%  
Two or more races: 0.0%  
American Indian or Alaskan Native: 0.0%  
Asian: 0.0%  
Native Hawaiian or Other Pacific Islander: 0.0%  
Unknown: 0.0%

### **DISABILITIES BY CATEGORY**

HIV/AIDS: 0.0%  
Mental Illness: 50.0%  
Substance Abuse: 33.33%  
Physical: 16.67%

### **DOMESTIC VIOLENCE**

Domestic Violence: 16.67%  
None/Unknown: 83.33%

### **CHRONIC**

Chronic Adults : 0.0%  
None/Unknown: 100%

### **UNACCOMPANIED YOUTH**

Unaccompanied Youth: 0.0%  
None/Unknown: 100%

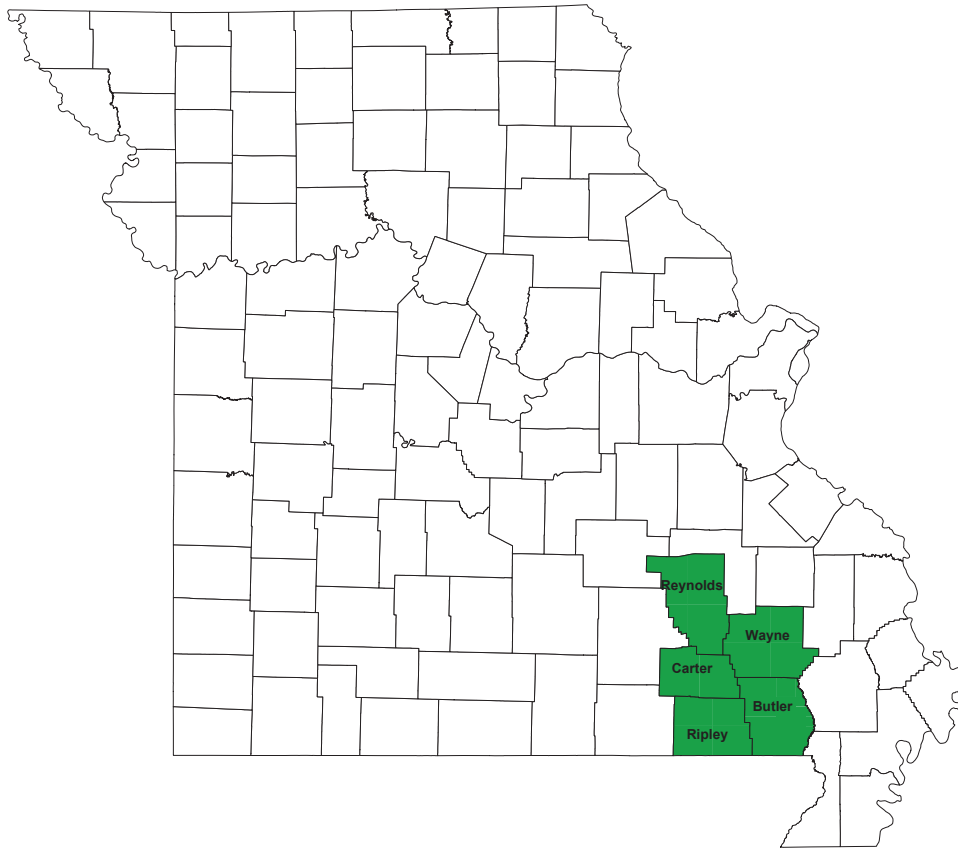
### **VETERANS**

Male Veterans: 0.0%  
Female Veterans: 0.0%  
None/Unknown: 100%

# REGION 7

**COUNTIES:**

Reynolds, Wayne, Carter, Ripley and Butler



**TOTAL HOMELESS: 105**

**TOTAL SHELTERED HOMELESS: 83**

**TOTAL UNSHELTERED HOMELESS: 22**

# REGION 7

## SHELTERED INFORMATION

### **AGE**

Under 18: 15.66%  
18-24: 2.41%  
25+: 81.93%

### **GENDER**

Female: 38.55%  
Male: 61.45%  
Transgendered: 0.0%  
Unknown: 0.0%

### **RACE**

Other: 0.0%  
White: 89.16%  
Black or African American: 8.43%  
Two or more races: 2.41%  
American Indian or Alaskan Native: 0.0%  
Asian: 0.0%  
Native Hawaiian or Other Pacific Islander: 0.0%  
Unknown: 0.0%

### **DISABILITIES BY CATEGORY**

HIV/AIDS: 0.0%  
Mental Illness: 14.29%  
Substance Abuse: 24.29%  
Physical: N/A

### **DOMESTIC VIOLENCE**

Domestic Violence: 24.29%  
None/Unknown: 75.71%

### **CHRONIC**

Chronic Adults : 7.14%  
None/Unknown: 92.86%

### **UNACCOMPANIED YOUTH**

Unaccompanied Youth: 0.0%  
None/Unknown: 100%

### **VETERANS**

Male Veterans: 32.86%  
Female Veterans: 1.43%  
None/Unknown: 65.71%

## UNSHELTERED INFORMATION

### **AGE**

Under 18: 27.27%  
18-24: 22.73%  
25+: 50.0%

### **GENDER**

Female: 36.36%  
Male: 63.64%  
Transgendered: 0.0%  
Unknown: 0.0%

### **RACE**

Other: 0.0%  
White: 90.91%  
Black or African American: 9.09%  
Two or more races: 0.0%  
American Indian or Alaskan Native: 0.0%  
Asian: 0.0%  
Native Hawaiian or Other Pacific Islander: 0.0%  
Unknown: 0.0%

### **DISABILITIES BY CATEGORY**

HIV/AIDS: 0.0%  
Mental Illness: 18.18%  
Substance Abuse: 13.64%  
Physical: 13.64%

### **DOMESTIC VIOLENCE**

Domestic Violence: 12.50%  
None/Unknown: 87.50%

### **CHRONIC**

Chronic Adults : 12.50%  
None/Unknown: 87.50%

### **UNACCOMPANIED YOUTH**

Unaccompanied Youth: 0.0%  
None/Unknown: 100%

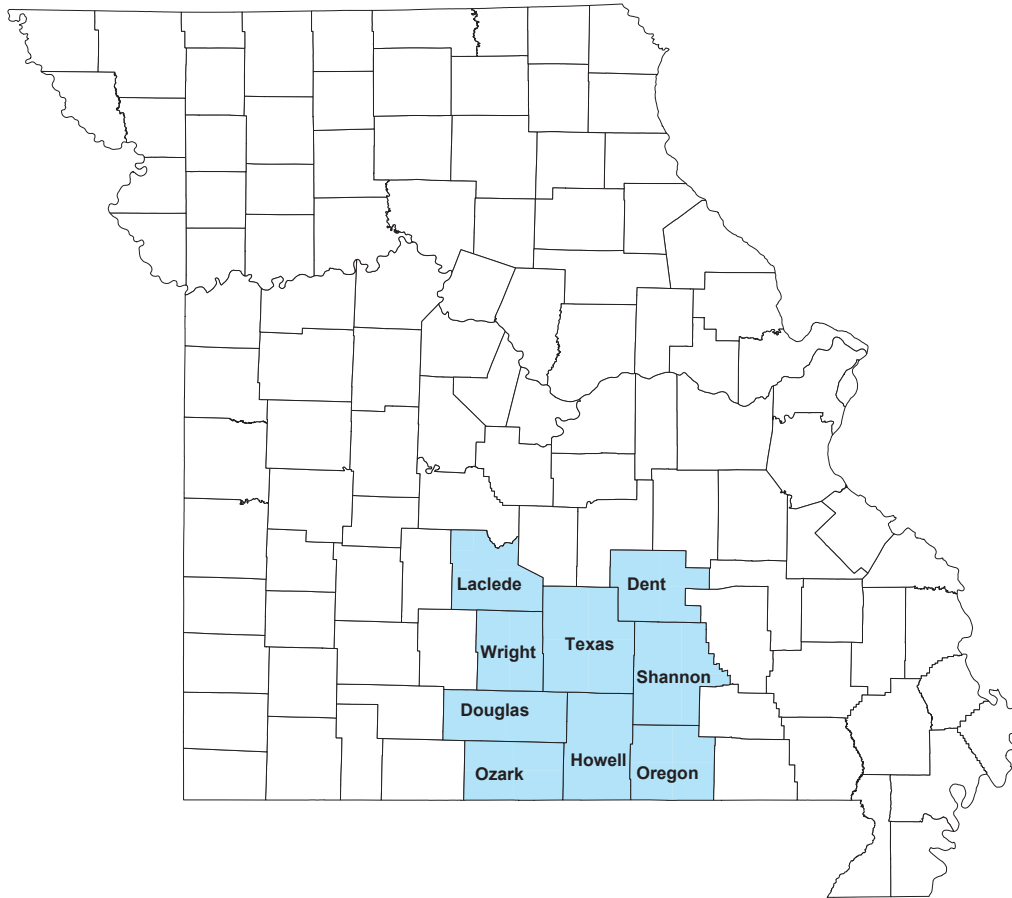
### **VETERANS**

Male Veterans: 6.25%  
Female Veterans: 0.0%  
None/Unknown: 93.75%

# REGION 8

**COUNTIES:**

Laclede, Dent, Wright, Texas, Shannon, Douglas, Ozark, Howell and Oregon



**TOTAL HOMELESS: 87**

**TOTAL SHELTERED HOMELESS: 82**

**TOTAL UNSHELTERED HOMELESS: 5**

# REGION 8

## SHELTERED INFORMATION

### **AGE**

Under 18: 31.71%  
18-24: 6.10%  
25+: 62.2%

### **GENDER**

Female: 60.98%  
Male: 39.02%  
Transgendered: 0.0%  
Unknown: 0.0%

### **RACE**

Other: 0.0%  
White: 100.0%  
Black or African American: 0.0%  
Two or more races: 0.0%  
American Indian or Alaskan Native: 0.0%  
Asian: 0.0%  
Native Hawaiian or Other Pacific Islander: 0.0%  
Unknown: 0.0%

### **DISABILITIES BY CATEGORY**

HIV/AIDS: 0.0%  
Mental Illness: 14.29%  
Substance Abuse: 25%  
Physical: N/A

### **DOMESTIC VIOLENCE**

Domestic Violence: 33.93%  
None/Unknown: 66.07%

### **CHRONIC**

Chronic Adults : 47.27%  
None/Unknown: 52.73%

### **UNACCOMPANIED YOUTH**

Unaccompanied Youth: 0.0%  
None/Unknown: 100.0%

### **VETERANS**

Male Veterans: 0.0%  
Female Veterans: 0.0%  
None/Unknown: 100.0%

## UNSHELTERED INFORMATION

### **AGE**

Under 18: 20%  
18-24: 0.0%  
25+: 80.0%

### **GENDER**

Female: 40.0%  
Male: 60.0%  
Transgendered: 0.0%  
Unknown: 0.0%

### **RACE**

Other: 0.0%  
White: 100.0%  
Black or African American: 0.0%  
Two or more races: 0.0%  
American Indian or Alaskan Native: 0.0%  
Asian: 0.0%  
Native Hawaiian or Other Pacific Islander: 0.0%  
Unknown: 0.0%

### **DISABILITIES BY CATEGORY**

HIV/AIDS: 0.0%  
Mental Illness: 40.0%  
Substance Abuse: 40.0%  
Physical: 20.0%

### **DOMESTIC VIOLENCE**

Domestic Violence: 25.0%  
None/Unknown: 75.0%

### **CHRONIC**

Chronic Adults : 0.0%  
None/Unknown: 100.0%

### **UNACCOMPANIED YOUTH**

Unaccompanied Youth: 0.0%  
None/Unknown: 100.0%

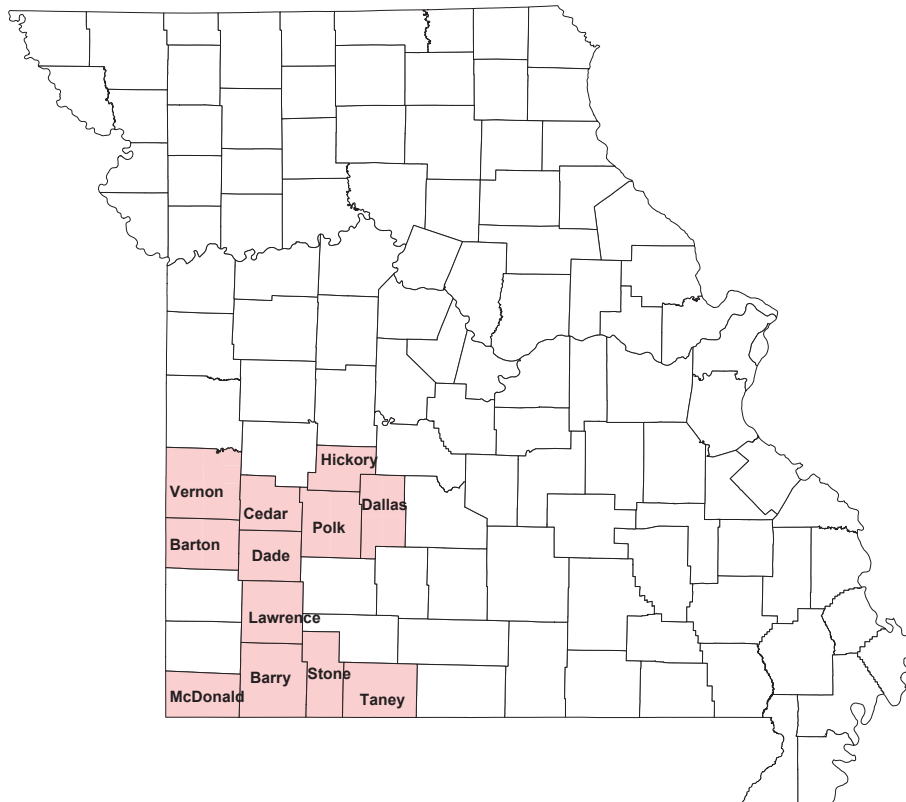
### **VETERANS**

Male Veterans: 0.0%  
Female Veterans: 0.0%  
None/Unknown: 100.0%

# REGION 9

**COUNTIES:**

Vernon, Hickory, Barton, Cedar, Dade, Polk, Dallas, Lawrence, McDonald, Barry, Stone and Taney



**TOTAL HOMELESS: 127**

**TOTAL SHELTERED HOMELESS: 114**

**TOTAL UNSHELTERED HOMELESS: 13**

# REGION 9

## SHELTERED INFORMATION

### **AGE**

Under 18: 33.33%  
18-24: 13.16%  
25+: 53.51%

### **GENDER**

Female: 81.58%  
Male: 18.42%  
Transgendered: 0.0%  
Unknown: 0.0%

### **RACE**

Other: 0.0%  
White: 95.61%  
Black or African American: 0.88%  
Two or more races: 0.88%  
American Indian or Alaskan Native: 1.75%  
Asian: 0.88%  
Native Hawaiian or Other Pacific Islander: 0.0%  
Unknown: 0.0%

### **DISABILITIES BY CATEGORY**

HIV/AIDS: 0.0%  
Mental Illness: 10.53%  
Substance Abuse: 50.0%  
Physical: N/A

### **DOMESTIC VIOLENCE**

Domestic Violence: 44.74%  
None/Unknown: 55.26%

### **CHRONIC**

Chronic Adults : 45.83%  
None/Unknown: 54.17%

### **UNACCOMPANIED YOUTH**

Unaccompanied Youth: 0.0%  
None/Unknown: 100.0%

### **VETERANS**

Male Veterans: 1.32%  
Female Veterans: 0.0%  
None/Unknown: 98.68%

## UNSHELTERED INFORMATION

### **AGE**

Under 18: 7.69%  
18-24: 0.0%  
25+: 92.31%

### **GENDER**

Female: 0.0%  
Male: 100.0%  
Transgendered: 0.0%  
Unknown: 0.0%

### **RACE**

Other: 0.0%  
White: 100.0%  
Black or African American: 0.0%  
Two or more races: 0.0%  
American Indian or Alaskan Native: 0.0%  
Asian: 0.0%  
Native Hawaiian or Other Pacific Islander: 0.0%  
Unknown: 0.0%

### **DISABILITIES BY CATEGORY**

HIV/AIDS: 0.0%  
Mental Illness: 0.0%  
Substance Abuse: 22.22%  
Physical: 22.22%

### **DOMESTIC VIOLENCE**

Domestic Violence: 0.0%  
None/Unknown: 100.0%

### **CHRONIC**

Chronic Adults : 11.11%  
None/Unknown: 88.89%

### **UNACCOMPANIED YOUTH**

Unaccompanied Youth: 100.0%  
None/Unknown: 0.0%

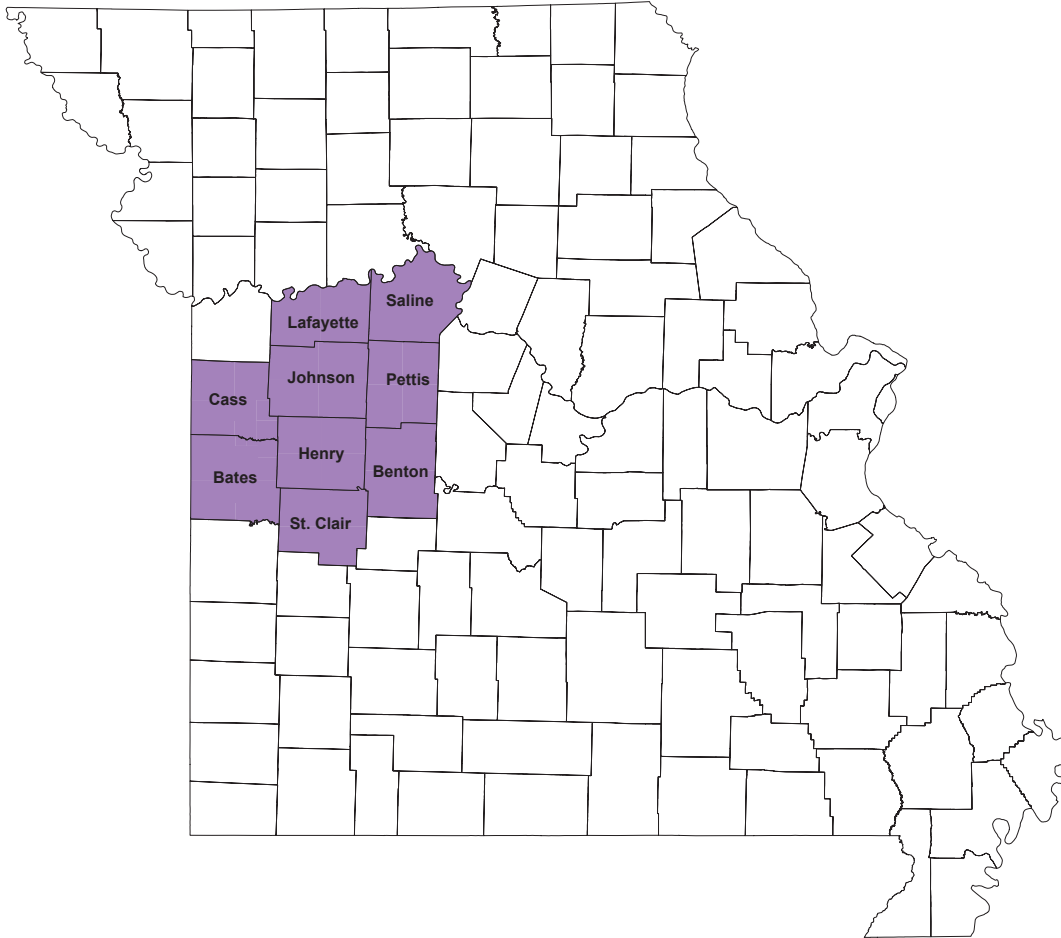
### **VETERANS**

Male Veterans: 0.0%  
Female Veterans: 0.0%  
None/Unknown: 100.0%

# REGION 10

**COUNTIES:**

Lafayette, Saline, Cass, Johnson, Pettis, Bates, Henry, Benton and St. Clair



**TOTAL HOMELESS: 174**

**TOTAL SHELTERED HOMELESS: 141**

**TOTAL UNSHELTERED HOMELESS: 33**



# REGION 10

## SHELTERED INFORMATION

### **AGE**

Under 18: 36.88%  
18-24: 11.35%  
25+: 51.77%

### **GENDER**

Female: 53.19%  
Male: 46.81%  
Transgendered: 0.0%  
Unknown: 0.0%

### **RACE**

Other: 0.0%  
White: 82.27%  
Black or African American: 13.48%  
Two or more races: 2.84%  
American Indian or Alaskan Native: 1.42%  
Asian: 0.0%  
Native Hawaiian or Other Pacific Islander: 0.0%  
Unknown: 0.0%

### **DISABILITIES BY CATEGORY**

HIV/AIDS: 1.12%  
Mental Illness: 12.36%  
Substance Abuse: 40.45%  
Physical: N/A

### **DOMESTIC VIOLENCE**

Domestic Violence: 50.56%  
None/Unknown: 49.43%

### **CHRONIC**

Chronic Adults : 30.23%  
None/Unknown: 69.77%

### **UNACCOMPANIED YOUTH**

Unaccompanied Youth: 0.0%  
None/Unknown: 100.0%

### **VETERANS**

Male Veterans: 2.25%  
Female Veterans: 0.0%  
None/Unknown: 97.75%

## UNSHELTERED INFORMATION

### **AGE**

Under 18: 15.15%  
18-24: 24.24%  
25+: 60.61%

### **GENDER**

Female: 15.15%  
Male: 84.85%  
Transgendered: 0.0%  
Unknown: 0.0%

### **RACE**

Other: 0.0%  
White: 90.91%  
Black or African American: 9.09%  
Two or more races: 0.0%  
American Indian or Alaskan Native: 0.0%  
Asian: 0.0%  
Native Hawaiian or Other Pacific Islander: 0.0%  
Unknown: 0.0%

### **DISABILITIES BY CATEGORY**

HIV/AIDS: 0.0%  
Mental Illness: 42.31%  
Substance Abuse: 50.0%  
Physical: 0.0%

### **DOMESTIC VIOLENCE**

Domestic Violence: 3.85%  
None/Unknown: 96.15%

### **CHRONIC**

Chronic Adults : 26.92%  
None/Unknown: 73.08%

### **UNACCOMPANIED YOUTH**

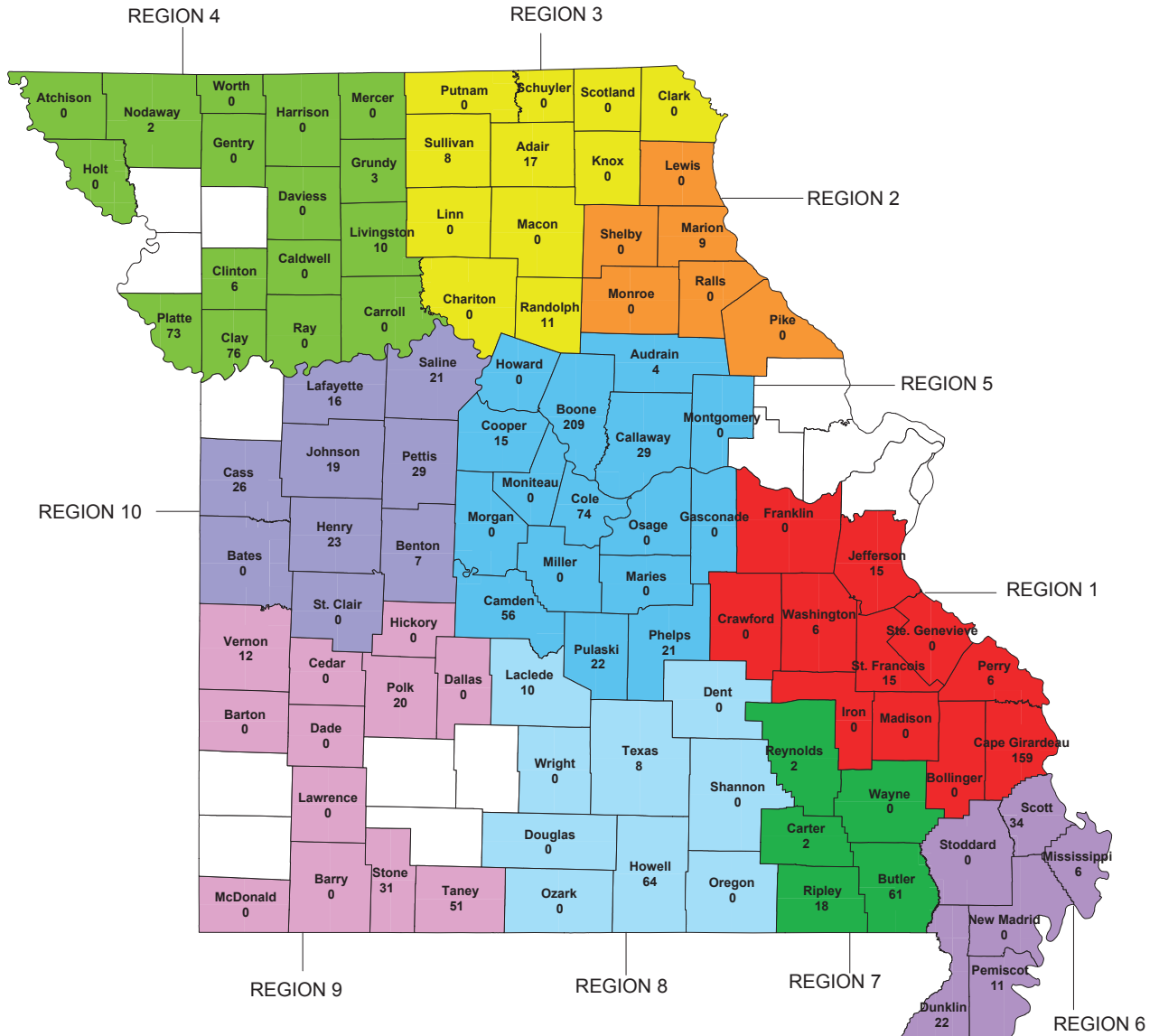
Unaccompanied Youth: 0.0%  
None/Unknown: 100%

### **VETERANS**

Male Veterans: 7.14%  
Female Veterans: 0.0%  
None/Unknown: 100.0%

# BALANCE OF STATE SHELTERED TOTALS

## Homeless Individuals By County

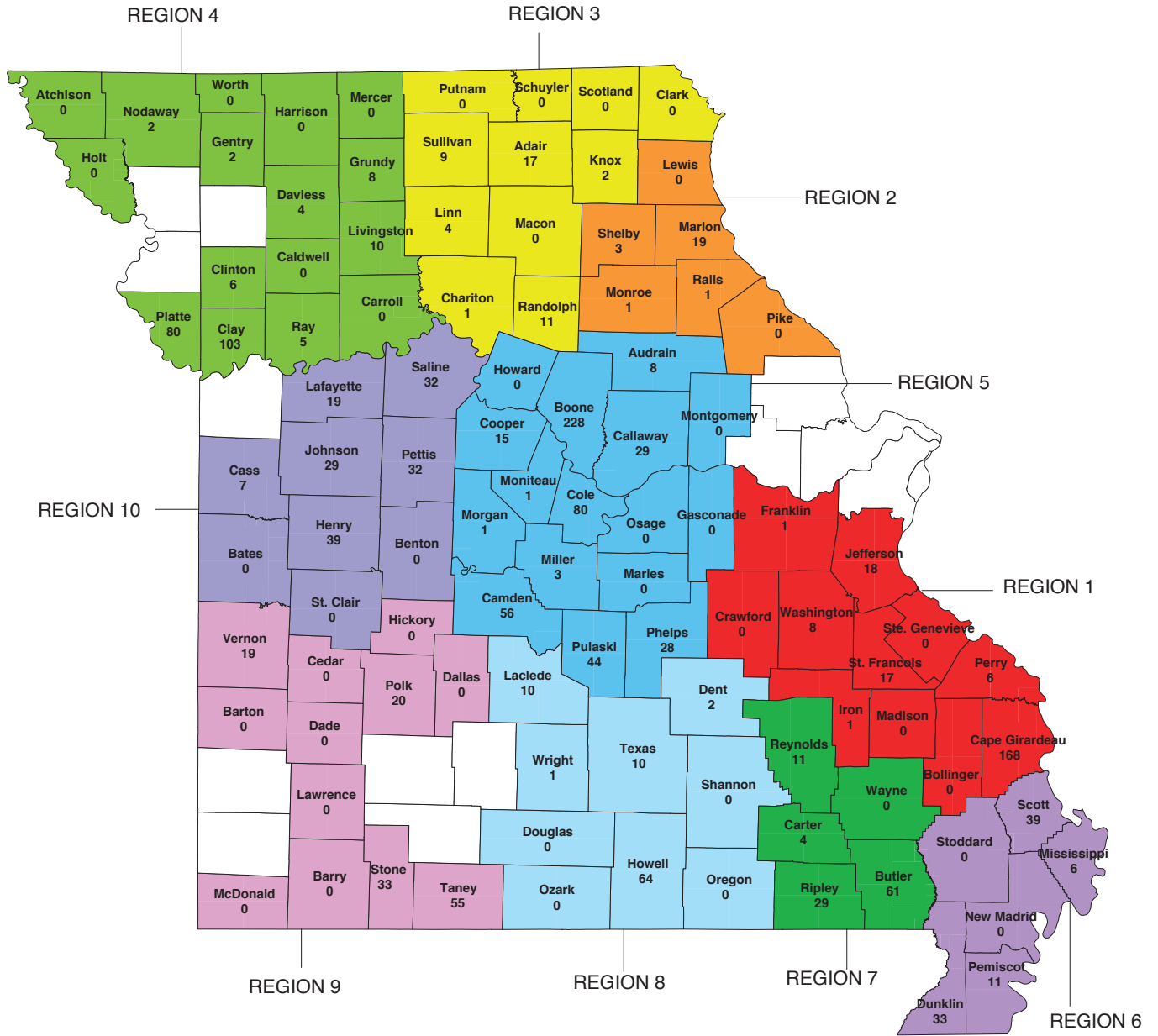


**TOTAL SHELTERED HOMELESS: 1,339**



# BALANCE OF STATE TOTALS

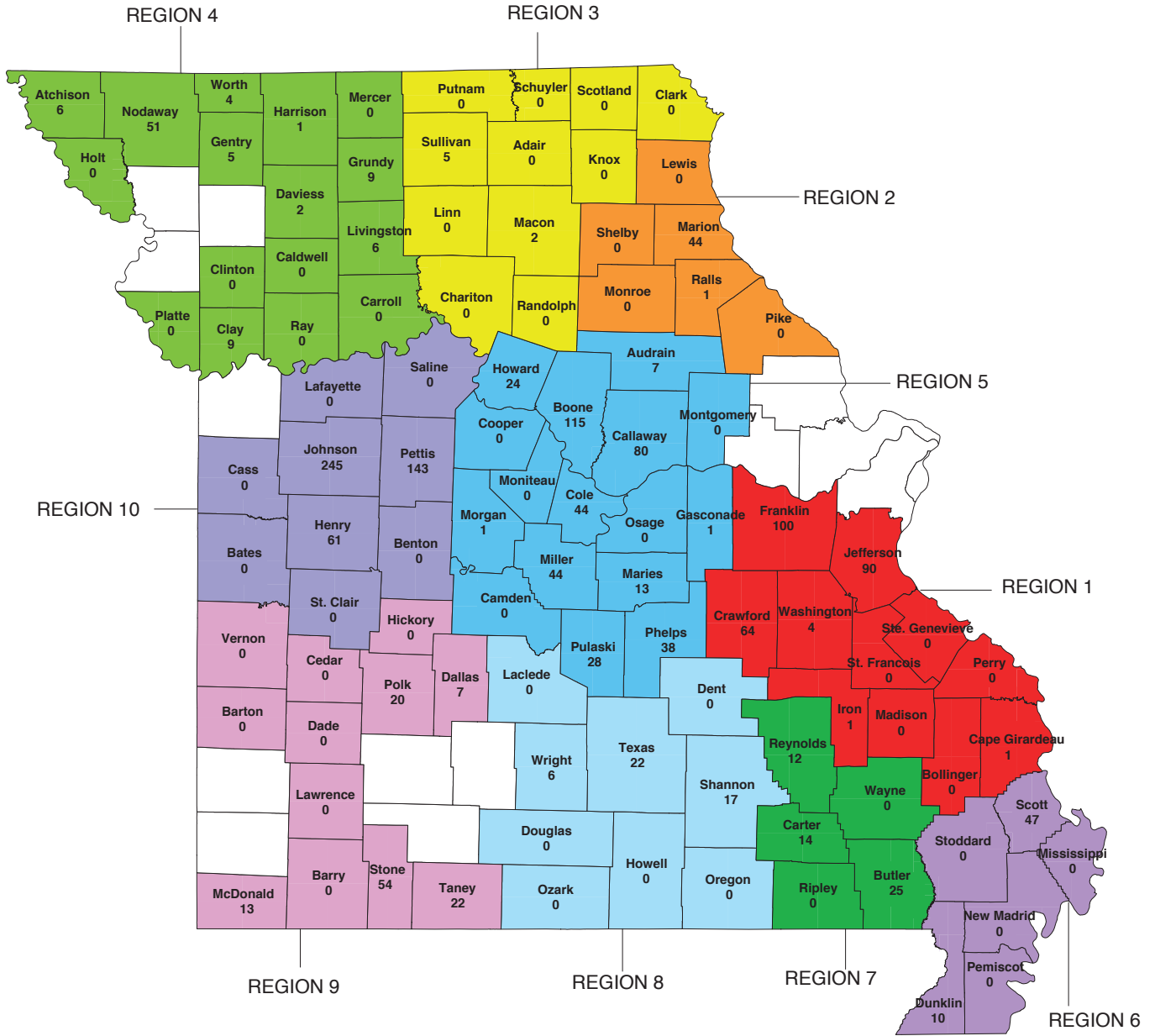
## Homeless Individuals By County



**TOTAL SHELTERED AND UNSHELTERED HOMELESS: 1,582**

# BALANCE OF STATE DOUBLED-UP TOTALS

## Homeless Individuals By County



**TOTAL DOUBLED-UP: 1,518**