

2015 MISSOURI BALANCE OF STATE

ANNUAL SHELTERED & UNSHELTERED POINT-IN-TIME COUNT



JANUARY 28, 2015

2015 Missouri Balance of State Point-In-Time Count Prepared By:

Unsheltered Count:



Strength, Dignity, Quality of Life
MISSOURI HOUSING
DEVELOPMENT COMMISSION

Sheltered Count:



Table of Contents

Methodology.....	1
Balance Of State Totals.....	3
Region One.....	5
Region Two	7
Region Three	9
Region Four	11
Region Five	13
Region Six	15
Region Seven	17
Region Eight	19
Region Nine	21
Region Ten.....	23
Unsheltered Individuals by County.....	25
Sheltered Individuals By County.....	26
Total Homeless Population by County.....	27
Doubled-Up Population by County.....	28

Appendix

Contributing Agencies.....	I
Sheltered Count Contributing Agencies Continued.....	II
2015 BoS CoC Unsheltered Survey Tool:English.....	III
2015 BoS CoC Unsheltered Survey Tool:Spanish.....	IV
2015 BoS CoC Sheltered Survey Tool.....	V

Methodology

The data in this report is gathered from 101 counties in the Missouri Balance of State (BoS) Continuum of Care (CoC). Social service agencies and community volunteers in each county complete a survey for each unsheltered homeless individual and family located in the CoC. Unsheltered homeless is defined by the U.S. Department of Housing and Urban Development (HUD) as “An individual or family who lacks a fixed, regular, and adequate nighttime residence, meaning: Sleeping in a place not designed for or ordinarily used as a regular sleeping accommodation, including a car, park, abandoned building, bus or train station, airport, camping ground or other place not meant for human habitation”.

In addition, sheltered data is gathered from social service agencies and organizations providing shelter (emergency shelter, safe haven, transitional housing and hotel/motel vouchers paid for by charitable organizations) to homeless individuals and families within the BoS CoC. Together, the sheltered and unsheltered data make up the total number of homeless individuals and families in the BoS CoC.

When tabulating data for unsheltered homeless persons, age, gender and race percentages were calculated using the total of all unsheltered persons surveyed. The Veteran percentages were calculated using the total of all unsheltered adults surveyed. The Youth percentages were calculated using the total of all youth, including transition-age youth (24 years and younger not accompanied by an adult or legal guardian). The subpopulation categories of disability, those fleeing domestic violence, chronically homeless, severe mental illness and substance use were calculated using information reported by those surveyed in accordance with HUD definitions.

When tabulating data for sheltered homeless persons, age, gender and race percentages were calculated using the total of all sheltered persons. The disability, victims of domestic violence, and Veteran percentages were calculated using the total of all sheltered adults. Chronically homeless percentages were calculated using the total of all households sheltered to account for both chronically homeless individuals and chronically homeless families. Unaccompanied youth percentages were calculated using the total number of children under age 18 living in sheltered situations.

The “unknown/no...” category was used to represent information unknown at the time of entry into a shelter program or answers left blank or marked “no” on the survey administered to unsheltered homeless individuals and families.

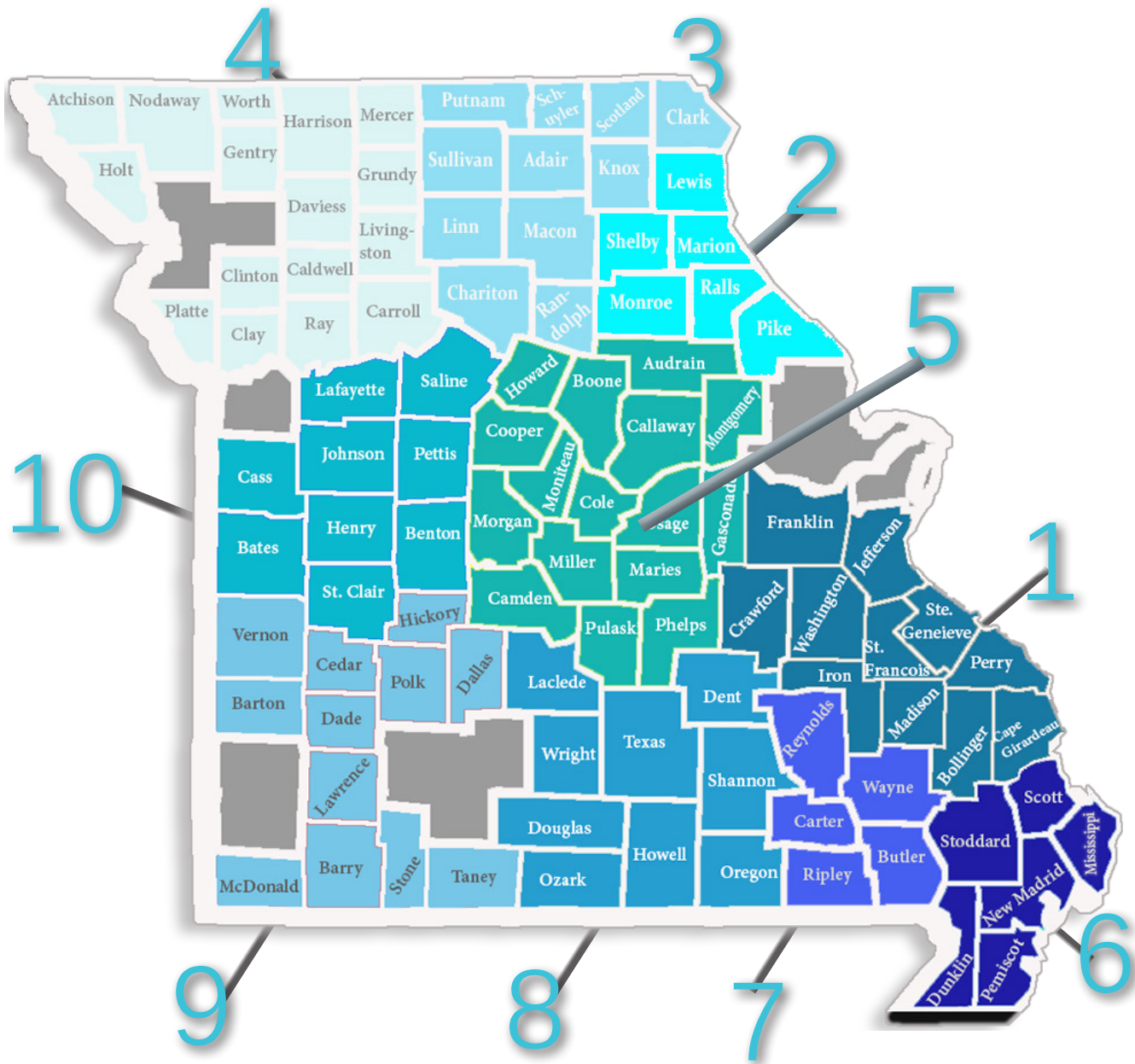
Individuals surveyed may be represented in more than one disability category. Individuals may have more than one disability documented; therefore, the totals in the disability sections of the unsheltered or sheltered responses may not equal 100 percent.

In this report you will find a page detailing doubled-up populations by county as reported during the unsheltered count. Although the Balance of State recognizes doubled-up individuals and families in the report, the numbers are not reported to HUD due to the federal definition of homelessness. Further, agencies assisting with the count are not required to seek information on doubled-up individuals and families.

The numbers in the following report may slightly vary from those reported to HUD in May 2015 due to HUD data quality requirements and the legal definition of homelessness. For example, HUD wants CoC's to factor unaccompanied child and youth in CoC planning but did not want those numbers reported in HDX.

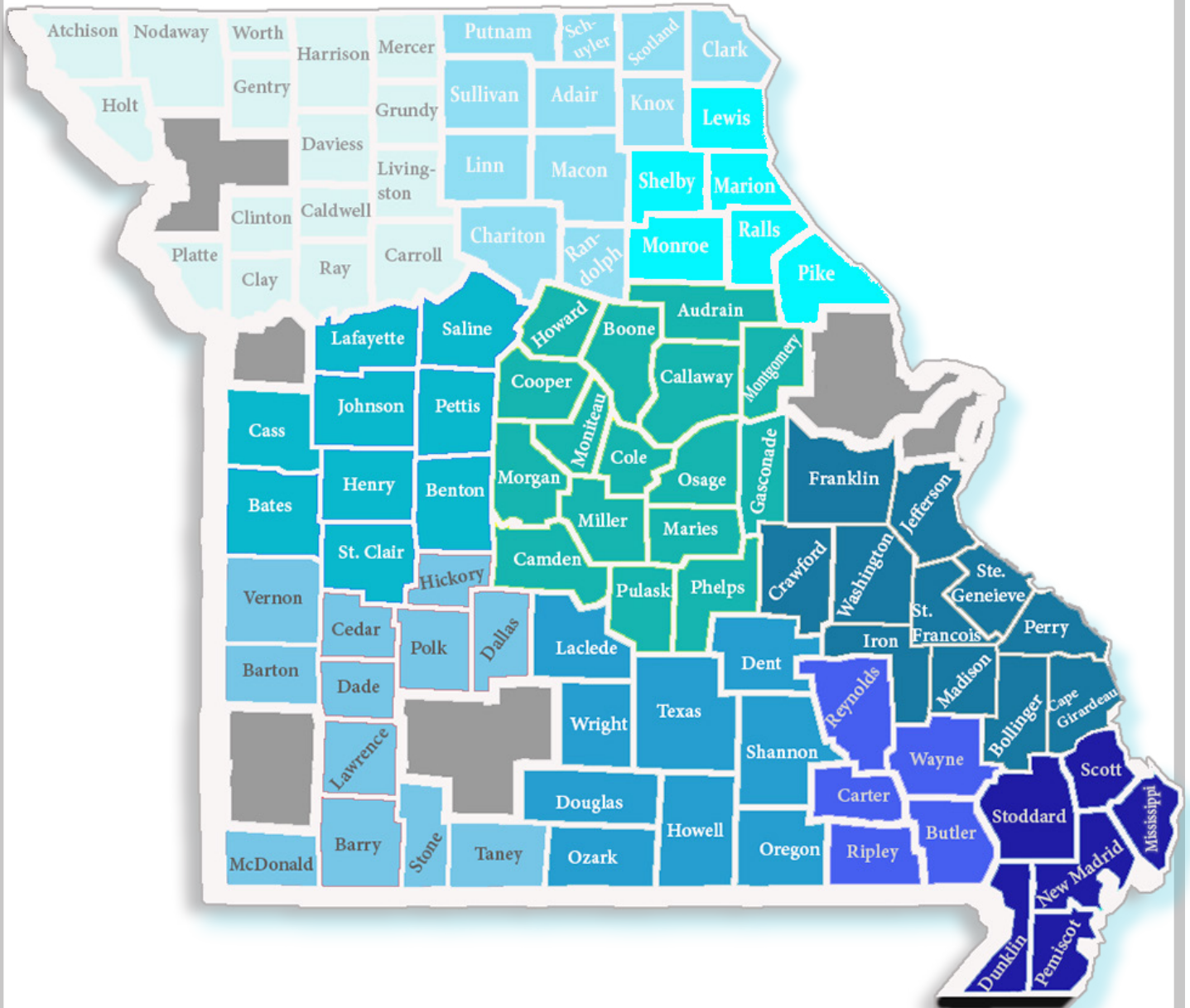
For more information on the Point-in-Time Count, please visit the Governor's Committee to End Homelessness (GCEH) website at www.mo-ich.org.

Missouri Balance Of State Continuum of Care Regions



Balance Of State Totals

Region 1:	142	Region 6:	136
Region 2:	25	Region 7:	91
Region 3:	69	Region 8:	118
Region 4:	238	Region 9:	140
Region 5:	466	Region 10:	227
Sheltered:	1,140		
Unsheltered:	512		
Total Homeless:	1,652		



Balance of State Totals

SHELTERED INFORMATION

TOTAL SHELTERED HOMELESS: **1,140**

AGE

Under 18: 33.25%
18-24: 9.90%
25+: 56.84%

GENDER

Female: 52.80%
Male: 47.19%
Transgendered: 0.00%
Unknown: 0.00%

RACE

White: 74.10 %
Black or African American: 17.28 %
Two or more races: 5.61 %
American Indian or Alaskan Native: 1.49%
Asian: 1.14%
Native Hawaiian or Other Pacific Islander: 0.35%
Unknown: 0.00%

DISABILITIES BY CATEGORY

HIV/AIDS: 0.00%
Mental Illness: 18.66%
Substance Use: 21.94%
Physical: N/A

DOMESTIC VIOLENCE

Domestic Violence: 35.22%
None/Unknown: 64.78%

CHRONIC

Chronic Adults : 10.64%
None/Unknown: 89.36%

UNACCOMPANIED YOUTH

Unaccompanied Youth: 5.28 %
None/Unknown: 94.72 %

VETERANS

Male Veterans: 9.20%
Female Veterans: 1.18%

UNSHeltered INFORMATION

TOTAL UNSHELTERED HOMELESS: **512**

AGE

Under 18: 27.93%
18-24: 24.22%
25+: 47.85%

GENDER

Female: 43.30%
Male: 55.10%
Transgendered: .20%
Unknown: 1.40%

RACE

White: 79.10%
Black or African American: 14.60%
Two or more races: 1.60%
American Indian or Alaskan Native: 0.00%
Asian: 0.40%
Native Hawaiian or Other Pacific Islander: .80%
Other/Unknown: 3.50%

DISABILITIES BY CATEGORY

HIV/AIDS: 1.36%
Mental Illness: 23.31%
Substance Use: 21.14%
Physical: 13.82%

DOMESTIC VIOLENCE

Domestic Violence: 10.30%
None/Unknown: 89.70%

CHRONIC

Chronic Adults : 14.91%
None/Unknown: 85.09%

UNACCOMPANIED YOUTH

Unaccompanied Youth: 43.45%
Parenting Youth: 11.61%

VETERANS

Male Veterans: 8.13%
Female Veterans: .54%

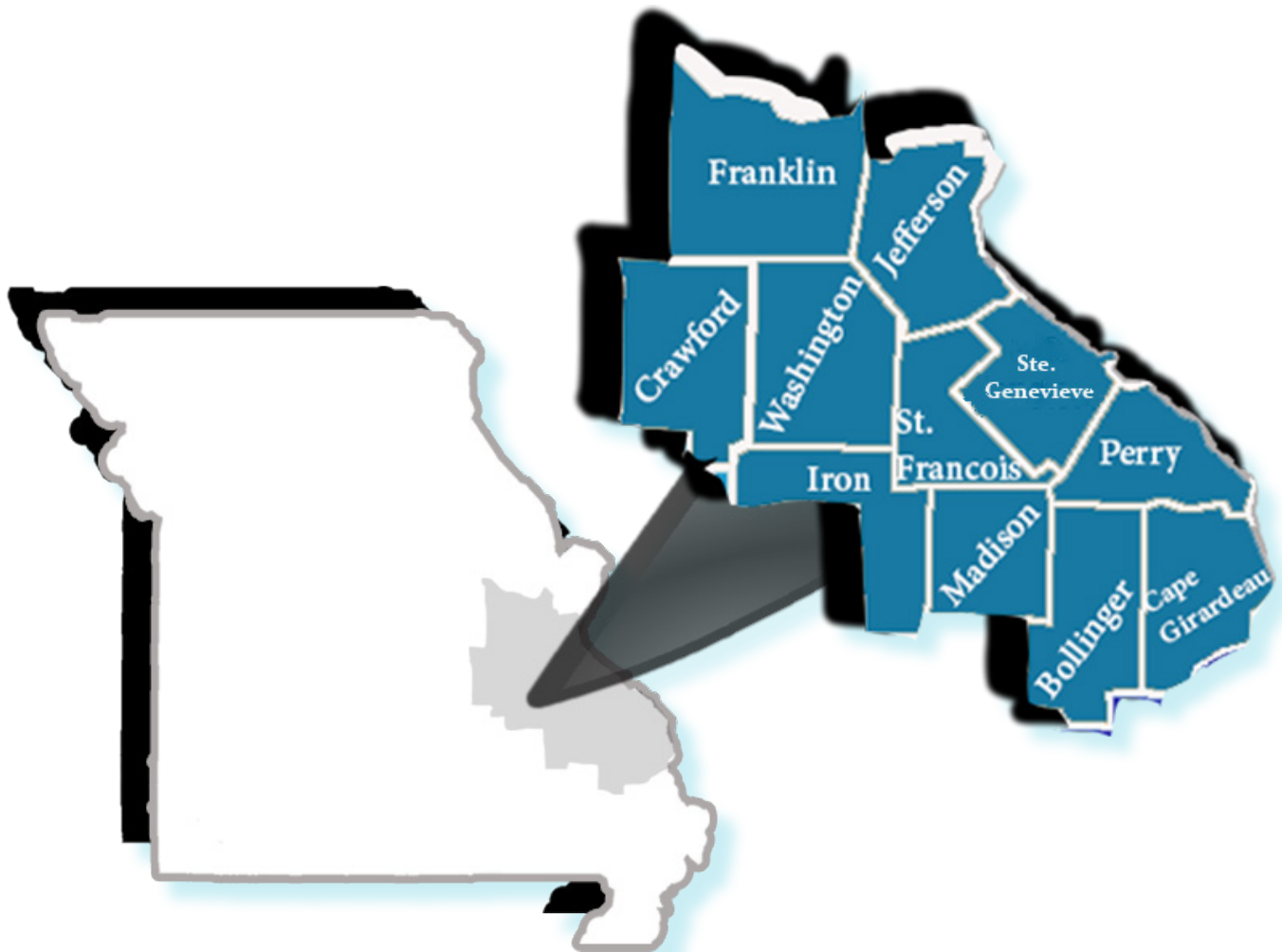
Region One

INCLUDED COUNTIES:

Bollinger
Cape Girardeau
Crawford
Franklin

Iron
Jefferson
Madison
Perry

St. Francois
Ste. Genevieve
Washington



Region One Totals

SHELTERED INFORMATION TOTAL SHELTERED HOMELESS: **116**

AGE

Under 18: 32.80%
18-24: 11.20%
25+: 56.00%

GENDER

Female: 51.0%
Male: 49.00%
Transgendered: 0.00%
Unknown: 0.00%

RACE

White: 72.40%
Black or African American: 15.50%
Two or more races: 6.00%
American Indian or Alaskan Native: .90%
Asian: 5.20%
Native Hawaiian or Other Pacific Islander: 0.00%
Unknown: 0.00%

DISABILITIES BY CATEGORY

HIV/AIDS: 0.00%
Mental Illness: 3.85%
Substance Use: 32.05%
Physical: N/A

DOMESTIC VIOLENCE

Domestic Violence: 42.31%
None/Unknown: 57.69%

CHRONIC

Chronic Adults: 10.26%
None/Unknown: 89.74%

UNACCOMPANIED YOUTH

Unaccompanied Youth: 5.25%
None/Unknown: 94.75%

VETERANS

Male Veterans: 6.41%
Female Veterans: 0.00%

UNSHelterED INFORMATION TOTAL UNSHELTERED HOMELESS: **26**

AGE

Under 18: 15.40%
18-24: 26.90%
25+: 57.70%

GENDER

Female: 34.60%
Male: 57.70%
Transgendered: 0.0%
Unknown: 7.70%

RACE

White: 80.77%
Black or African American: 7.69%
Two or more races: 0.00%
American Indian or Alaskan Native: 0.00%
Asian: 0.00%
Native Hawaiian or Other Pacific Islander: 0.00%
Unknown: 11.54%

DISABILITIES BY CATEGORY

HIV/AIDS: 0.00%
Mental Illness: 36.36%
Substance Use: 9.09%
Physical: 9.09%

DOMESTIC VIOLENCE

Domestic Violence: 9.09%
None/Unknown: 90.91%

CHRONIC

Chronic Adults: 9.09%
None/Unknown: 90.91%

UNACCOMPANIED YOUTH

Unaccompanied Youth: 45.45%
Parenting Youth: 9.09%

VETERANS

Male Veterans: 0.00%
Female Veterans: 0.00%

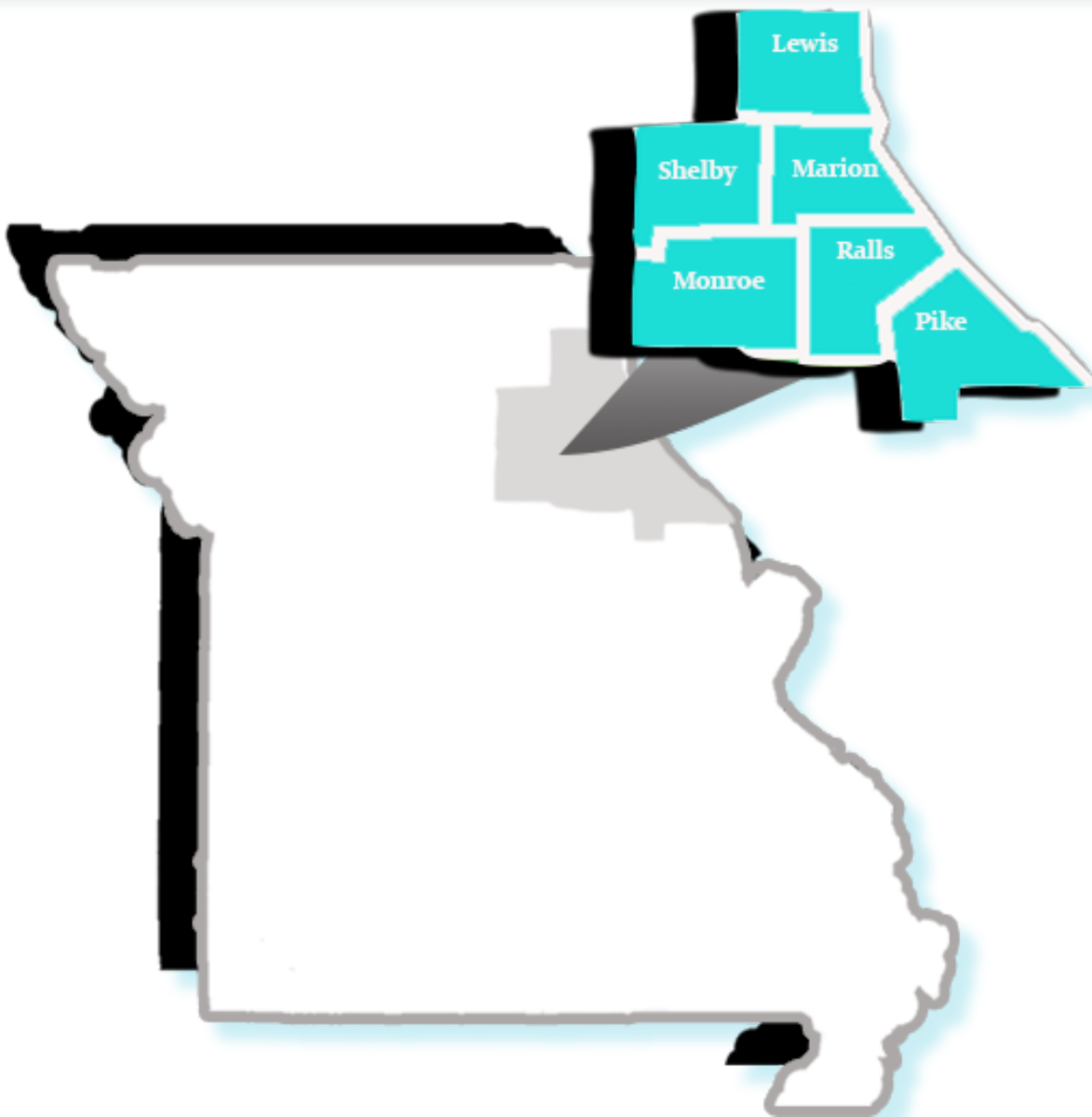
Region Two

INCLUDED COUNTIES:

Lewis
Marion

Monroe
Pike

Ralls
Shelby



Region Two Totals

SHELTERED INFORMATION

TOTAL SHELTERED HOMELESS: **15**

AGE

Under 18: 26.65%
18-24: 6.70%
25+: 66.65%

GENDER

Female: 53.30%
Male: 46.70%
Transgendered: 0.00%
Unknown: 0.00%

RACE

White: 86.70%
Black or African American: 13.30%
Two or more races: 0.00%
American Indian or Alaskan Native: 0.00%
Asian: 0.00%
Native Hawaiian or Other Pacific Islander: 0.00%
Unknown: 0.00%

DISABILITIES BY CATEGORY

HIV/AIDS: 0.00%
Mental Illness: 54.55%
Substance Use: 0.00%
Physical: N/A

DOMESTIC VIOLENCE

Domestic Violence: 81.80%
None/Unknown: 18.20%

CHRONIC

Chronic Adults : 27.30%
None/Unknown: 72.70%

UNACCOMPANIED YOUTH

Unaccompanied Youth: 0.00%
None/Unknown: 100.00%

VETERANS

Male Veterans: 0.00%
Female Veterans: 0.00%

UNSHELTERED INFORMATION

TOTAL UNSHELTERED HOMELESS: **10**

AGE

Under 18: 0.00%
18-24: 10.00%
25+: 90.00%

GENDER

Female: 10.00%
Male: 90.00%
Transgendered: 0.00%
Unknown: 0.00%

RACE

White: 90.00%
Black or African American: 0.00%
Two or more races: 0.00%
American Indian or Alaskan Native:
Asian: 0.00%
Native Hawaiian or Other Pacific Islander: 0.00%
Unknown: 10.00%

DISABILITIES BY CATEGORY

HIV/AIDS: 0.00%
Mental Illness: 30.00%
Substance Use: 10.00%
Physical: 10.00%

DOMESTIC VIOLENCE

Domestic Violence: 0.00%
None/Unknown: 100.00%

CHRONIC

Chronic Adults : 10.00%
None/Unknown: 90.00%

UNACCOMPANIED YOUTH

Unaccompanied Youth: 100.00%
Parenting Youth: 0.00%

VETERANS

Male Veterans: 0.00%
Female Veterans: 0.00%

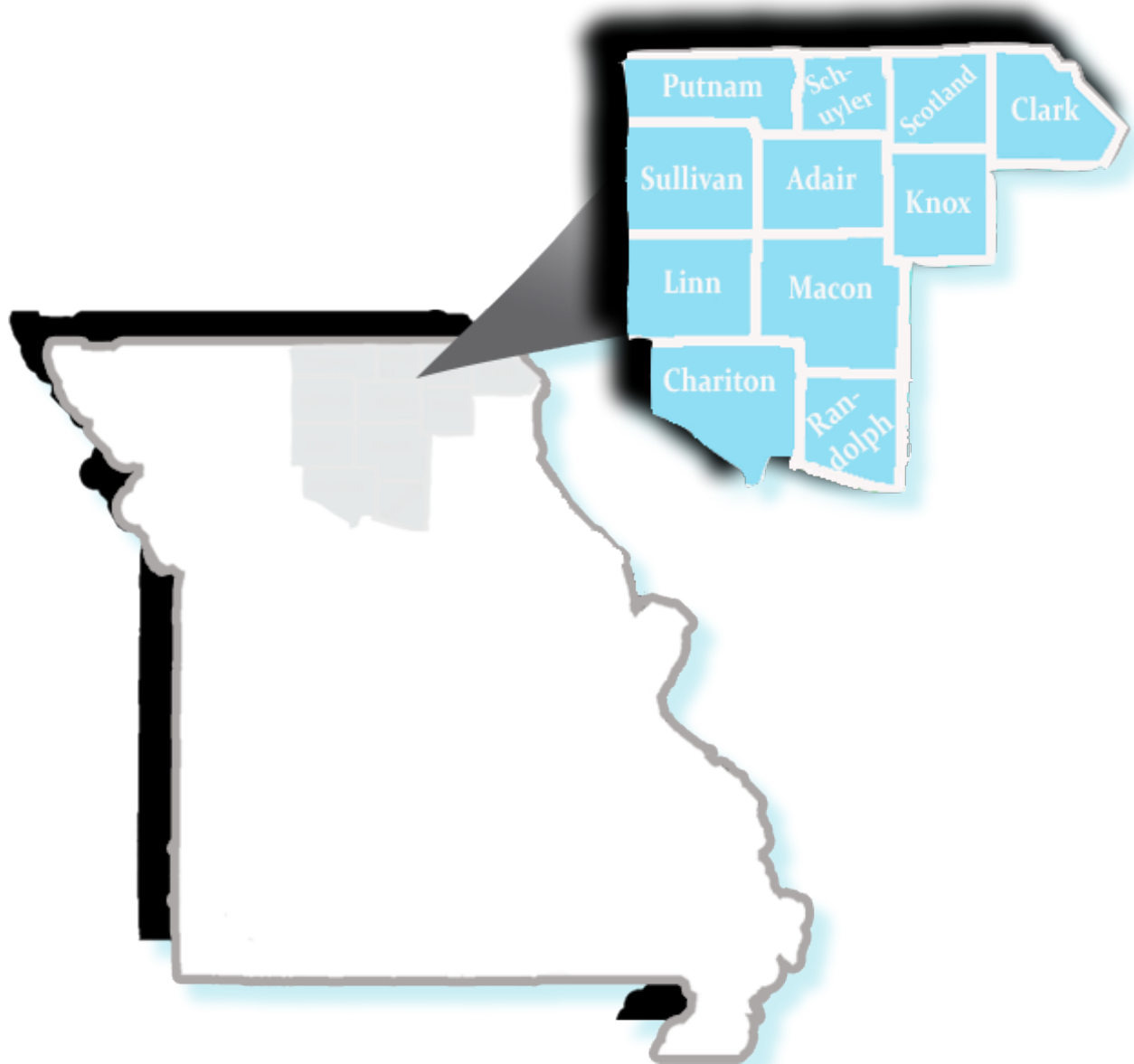
Region Three

INCLUDED COUNTIES:

Adair
Chariton
Clark
Knox

Linn
Macon
Putnam
Randolph

Schuyler
Scotland
Sullivan



Region Three Totals

SHELTERED INFORMATION

TOTAL SHELTERED HOMELESS: **58**

AGE

Under 18: 55.17%
18-24: 5.17%
25+: 39.66%

GENDER

Female: 60.30%
Male: 39.70%
Transgendered: 0.00%
Unknown: 0.00%

RACE

White: 100.00%
Black or African American: 0.00%
Two or more races: 0.00%
American Indian or Alaskan Native: 0.00%
Asian: 0.00%
Native Hawaiian or Other Pacific Islander: 0.00%
Unknown: 0.00%

DISABILITIES BY CATEGORY

HIV/AIDS: 0.00%
Mental Illness: 7.69%
Substance Use: 15.38%
Physical: N/A

DOMESTIC VIOLENCE

Domestic Violence: 53.85%
None/Unknown: 46.15%

CHRONIC

Chronic Adults: 0.00%
None/Unknown: 100.00%

UNACCOMPANIED YOUTH

Unaccompanied Youth: 33.33%
None/Unknown: 66.67%

VETERANS

Male Veterans: 4.17%
Female Veterans: 4.17%

UNSHeltered INFORMATION

TOTAL UNSHELTERED HOMELESS: **11**

AGE

Under 18: 36.00%
18-24: 46.00%
25+: 18.00%

GENDER

Female: 36.40%
Male: 63.60%
Transgendered: 0.00%
Unknown: 0.00%

RACE

White: 72.70%
Black or African American: 0.00%
Two or more races: 18.20%
American Indian or Alaskan Native: 0.00%
Asian: 0.00%
Native Hawaiian or Other Pacific Islander: 0.00%
Unknown: 9.10%

DISABILITIES BY CATEGORY

HIV/AIDS: 0.00%
Mental Illness: 28.60%
Substance Use: 28.60%
Physical: 0.00%

DOMESTIC VIOLENCE

Domestic Violence: 28.60%
None/Unknown: 71.40%

CHRONIC

Chronic Adults: 0.00%
None/Unknown: 100.00%

UNACCOMPANIED YOUTH

Unaccompanied Youth: 85.70%
Parenting Youth: 0.00%

VETERANS

Male Veterans: 0.00%
Female Veterans: 0.00%

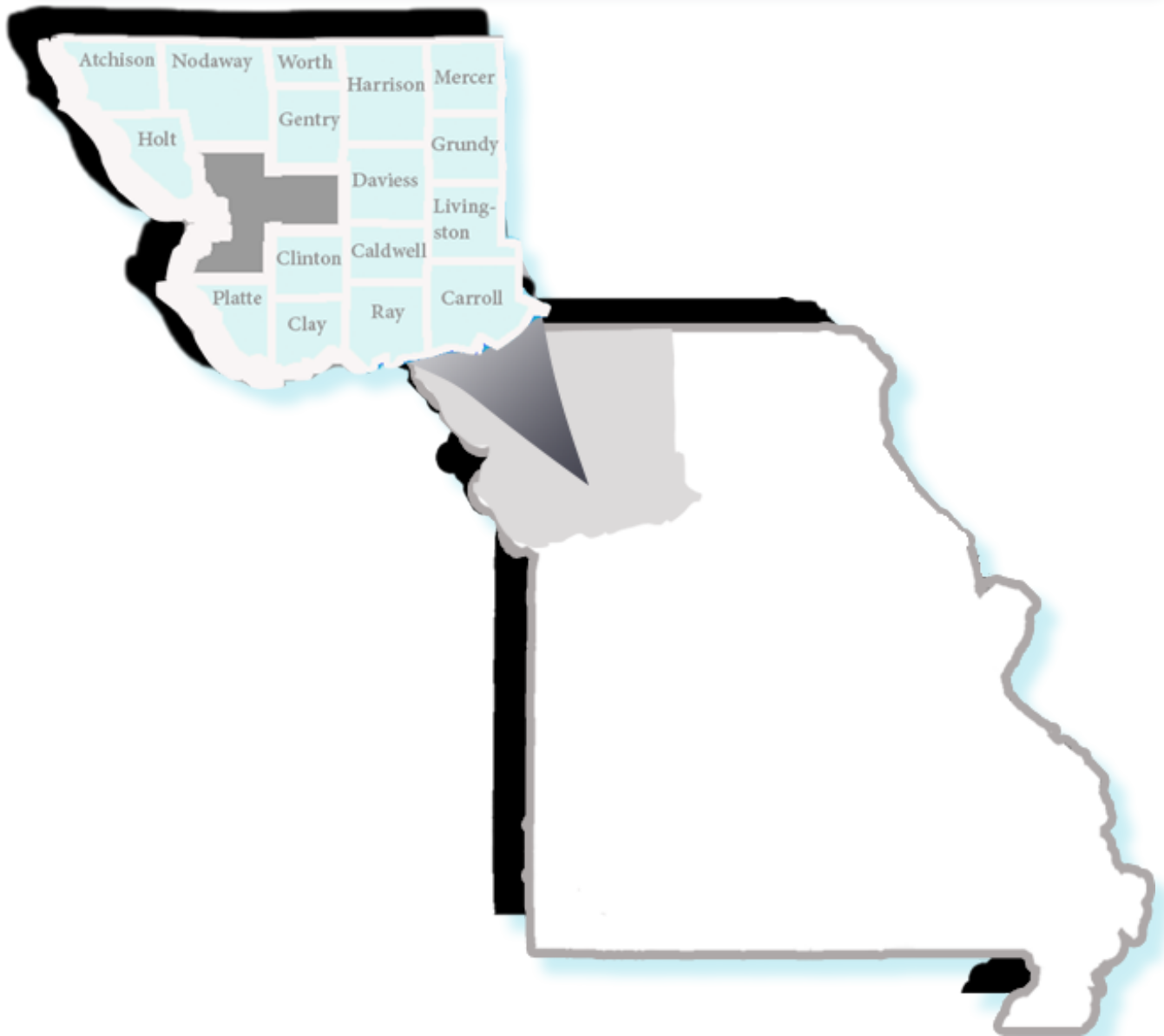
Region Four

INCLUDED COUNTIES:

Atchison
Caldwell
Carroll
Clay
Clinton

Daviess
Gentry
Grundy
Harrison
Holt
Livingston

Mercer
Nodaway
Platte
Ray
Worth



Region Four Totals

SHELTERED INFORMATION

TOTAL SHELTERED HOMELESS: **186**

AGE

Under 18: 51.10%

18-24: 13.40%

25+: 35.50%

GENDER

Female: 64.50%

Male: 35.50%

Transgendered: 0.00%

Unknown: 0.00%

RACE

White: 61.30%

Black or African American: 27.40%

Two or more races: 6.99%

American Indian or Alaskan Native: 1.08%

Asian: 1.08%

Native Hawaiian or Other Pacific Islander: 2.15%

Unknown: 0.00%

DISABILITIES BY CATEGORY

HIV/AIDS: 0.00%

Mental Illness: 5.88%

Substance Use: 3.53%

Physical: N/A

DOMESTIC VIOLENCE

Domestic Violence: 40.66%

None/Unknown: 59.34%

CHRONIC

Chronic Adults: 2.20%

None/Unknown: 97.80%

UNACCOMPANIED YOUTH

Unaccompanied Youth: 5.26%

None/Unknown: 94.74%

VETERANS

Male Veterans: 0.00%

Female Veterans: 2.20%

UNSHELTERED INFORMATION

TOTAL UNSHELTERED HOMELESS: **52**

AGE

Under 18: 17.30%

18-24: 23.10%

25+: 59.60%

GENDER

Female: 44.23%

Male: 55.77%

Transgendered: 0.00%

Unknown: 0.00%

RACE

White: 98.08%

Black or African American: 1.92%

Two or more races: 0.00%

American Indian or Alaskan Native: 0.00%

Asian: 0.00%

Native Hawaiian or Other Pacific Islander: 0.00%

Unknown: 0.00%

DISABILITIES BY CATEGORY

HIV/AIDS: 2.33%

Mental Illness: 9.30%

Substance Use: 23.26%

Physical: 13.95%

DOMESTIC VIOLENCE

Domestic Violence: 6.98%

None/Unknown: 93.02%

CHRONIC

Chronic Adults: 4.65%

None/Unknown: 95.35%

UNACCOMPANIED YOUTH

Unaccompanied Youth: 11.63%

Parenting Youth: 6.98%

VETERANS

Male Veterans: 9.30%

Female Veterans: 0.00%

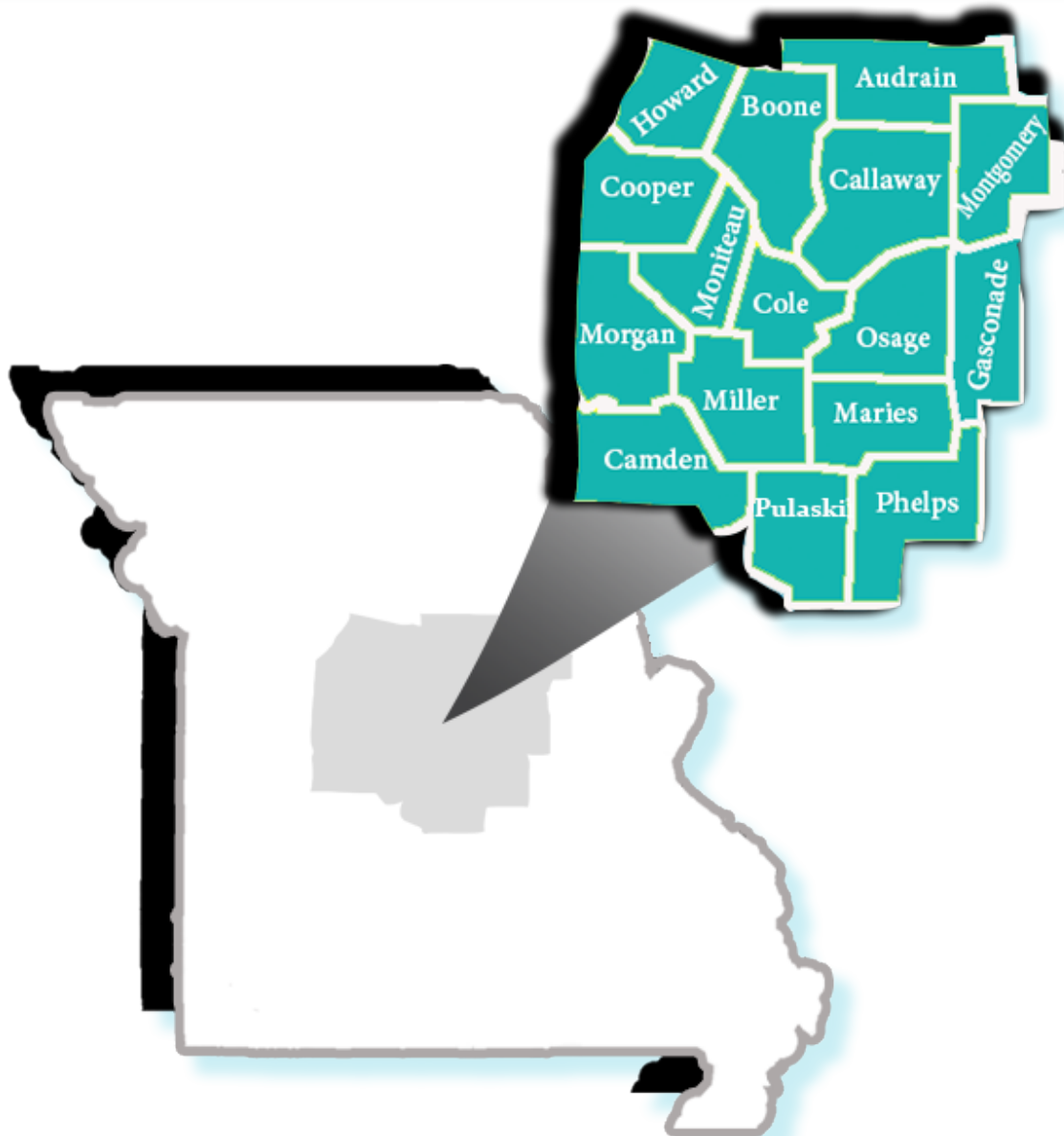
Region Five

INCLUDED COUNTIES:

Audrain
Boone
Callaway
Camden
Cole

Cooper
Gasconade
Howard
Maries
Miller
Moniteau

Montgomery
Morgan
Osage
Phelps
Pulaski



Region Five Totals

SHELTERED INFORMATION

TOTAL SHELTERED HOMELESS: **357**

AGE

Under 18: 17.60%
18-24: 9.00%
25+: 73.40%

GENDER

Female: 42.90%
Male: 57.10%
Transgendered: 0.00%
Unknown: 0.00%

RACE

White: 74.20%
Black or African American: 18.20%
Two or more races: 5.05%
American Indian or Alaskan Native: 1.15%
Asian: 1.40%
Native Hawaiian or Other Pacific Islander: 0.00%
Unknown: 0.00%

DISABILITIES BY CATEGORY

HIV/AIDS: 0.00%
Mental Illness: 28.91%
Substance Use: 21.77%
Physical: N/A

DOMESTIC VIOLENCE

Domestic Violence: 17.69%
None/Unknown: 82.31%

CHRONIC

Chronic Adults: 15.99%
None/Unknown: 84.01%

UNACCOMPANIED YOUTH

Unaccompanied Youth: 6.35%
None/Unknown: 93.65%

VETERANS

Male Veterans: 18.37%
Female Veterans: 1.70%

UNSHelterED INFORMATION

TOTAL UNSHELTERED HOMELESS: **109**

AGE

Under 18: 29.36%
18-24: 25.69%
25+: 44.95%

GENDER

Female: 39.45%
Male: 58.72%
Transgendered: 0.0%
Unknown: 1.83%

RACE

White: 65.10%
Black or African American: 32.10%
Two or more races: 0.00%
American Indian or Alaskan Native: 0.00%
Asian: 0.00%
Native Hawaiian or Other Pacific Islander: 0.00%
Unknown: 2.80%

DISABILITIES BY CATEGORY

HIV/AIDS: 0.00%
Mental Illness: 32.47%
Substance Use: 16.88%
Physical: 6.49%

DOMESTIC VIOLENCE

Domestic Violence: 11.70%
None/Unknown: 88.30%

CHRONIC

Chronic Adults: 20.78%
None/Unknown: 79.22%

UNACCOMPANIED YOUTH

Unaccompanied Youth: 35.00%
Parenting Youth: 20.00%

VETERANS

Male Veterans: 22.08%
Female Veterans: 0.00%

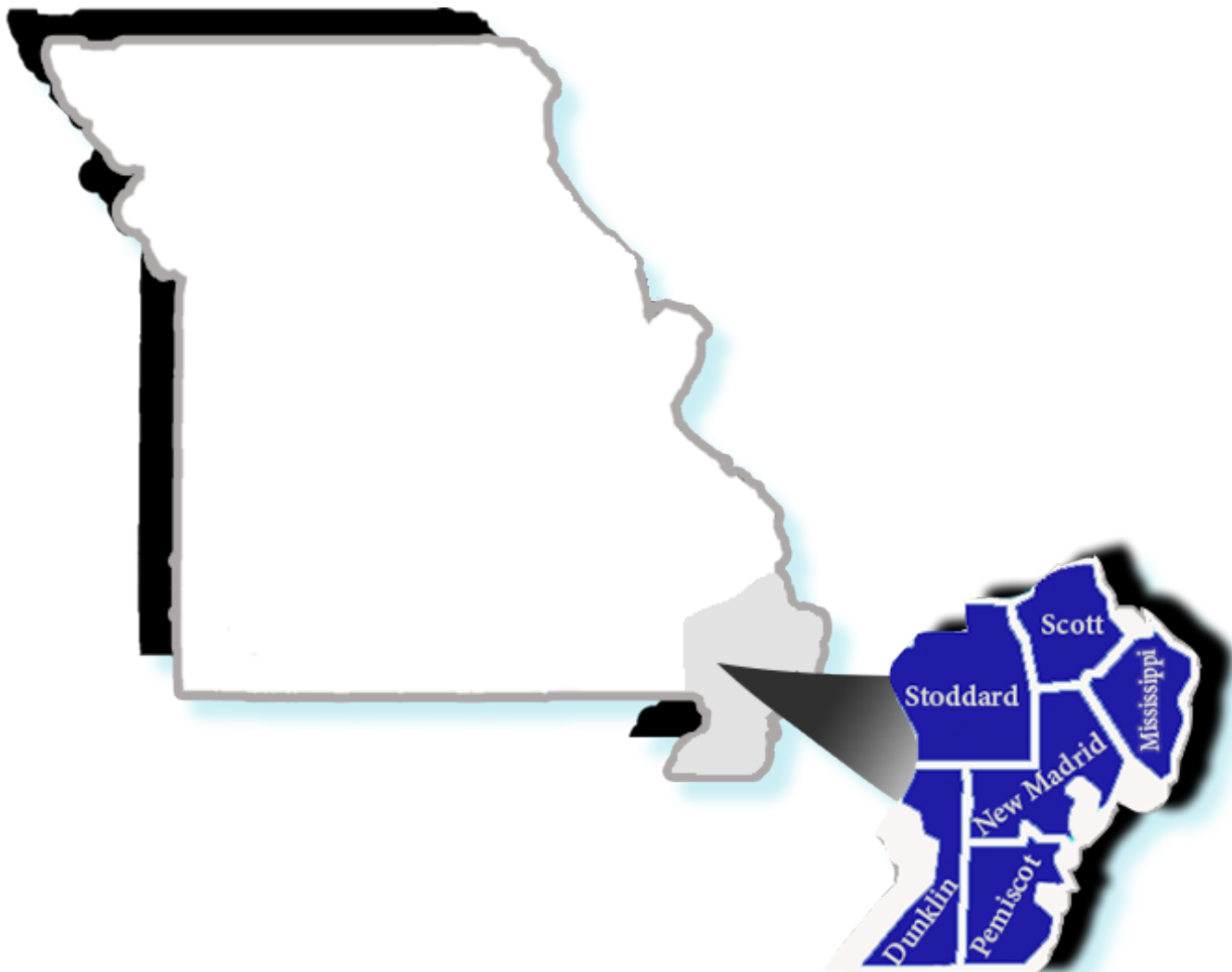
Region Six

INCLUDED COUNTIES:

Dunklin
Mississippi

New Madrid
Pemiscot

Scott
Stoddard



Region Six Totals

SHELTERED INFORMATION

TOTAL SHELTERED HOMELESS: **78**

AGE

Under 18: 38.45%
18-24: 9.00%
25+: 52.55%

GENDER

Female: 39.70%
Male: 60.30%
Transgendered: 0.00%
Unknown: 0.00%

RACE

White: 59.00%
Black or African American: 37.15%
Two or more races: 3.85%
American Indian or Alaskan Native: 0.00%
Asian: 0.00%
Native Hawaiian or Other Pacific Islander: 0.00%
Unknown: 0.00%

DISABILITIES BY CATEGORY

HIV/AIDS: 0.00%
Mental Illness: 6.25%
Substance Use: 41.67%
Physical: N/A

DOMESTIC VIOLENCE

Domestic Violence: 25.00%
None/Unknown: 75.00%

CHRONIC

Chronic Adults: 4.17%
None/Unknown: 95.83%

UNACCOMPANIED YOUTH

Unaccompanied Youth: 0.00%
None/Unknown: 0.00%

VETERANS

Male Veterans: 2.08%
Female Veterans: 0.00%

UNSHelterED INFORMATION

TOTAL UNSHELTERED HOMELESS: **58**

AGE

Under 18: 34.48%
18-24: 17.24%
25+: 48.28%

GENDER

Female: 51.70%
Male: 43.10%
Transgendered: 0.00%
Unknown: 5.20%

RACE

White: 55.17%
Black or African American: 31.03%
Two or more races: 0.00%
American Indian or Alaskan Native: 0.00%
Asian: 3.45%
Native Hawaiian or Other Pacific Islander: 6.90%
Unknown: 3.45%

DISABILITIES BY CATEGORY

HIV/AIDS: 2.63%
Mental Illness: 10.53%
Substance Use: 31.58%
Physical: 23.68%

DOMESTIC VIOLENCE

Domestic Violence: 10.50%
None/Unknown: 89.50%

CHRONIC

Chronic Adults: 2.63%
None/Unknown: 97.37%

UNACCOMPANIED YOUTH

Unaccompanied Youth: 26.67%
Parenting Youth: 10.00%

VETERANS

Male Veterans: 0.00%
Female Veterans: 0.00%

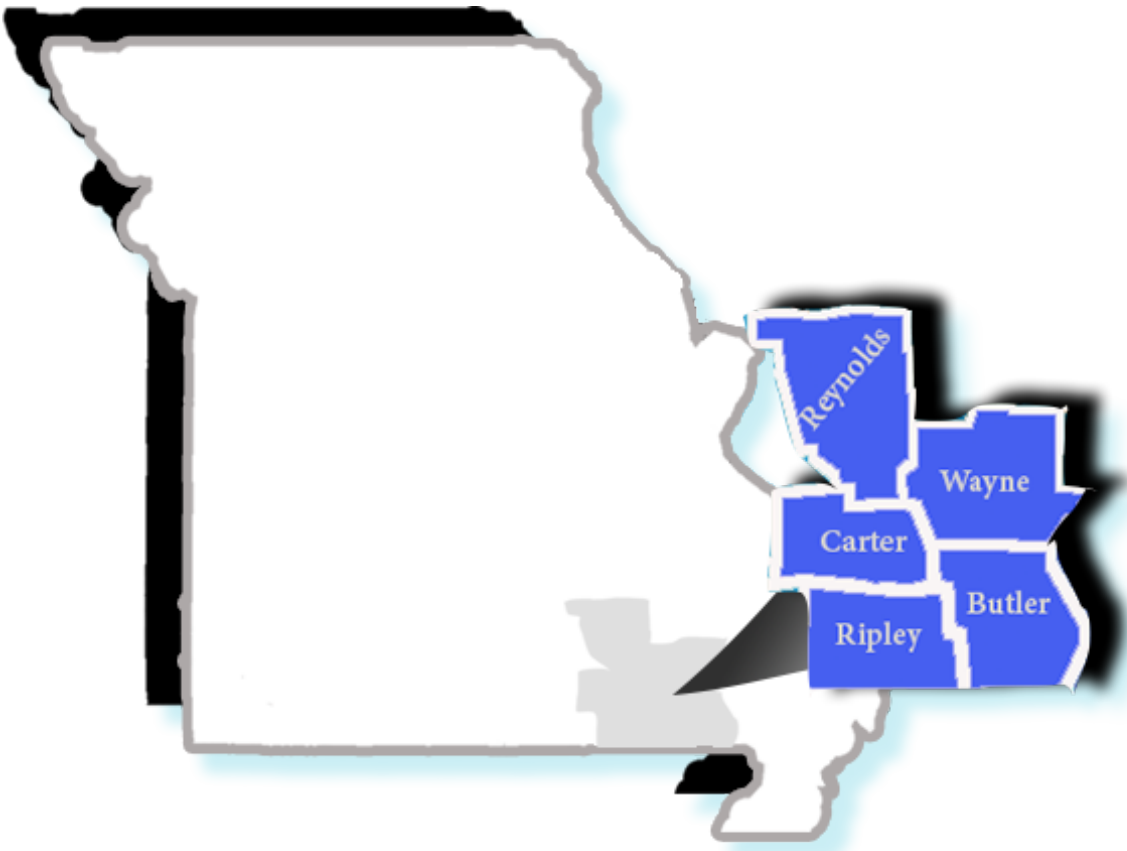
Region Seven

INCLUDED COUNTIES:

Butler
Carter

Reynolds

Ripley
Wayne



Region Seven Totals

SHELTERED INFORMATION

TOTAL SHELTERED HOMELESS: **73**

AGE

Under 18: 9.60%

18-24: 12.30%

25+: 78.10%

GENDER

Female: 27.40%

Male: 72.60%

Transgendered: 0.00%

Unknown: 0.00%

RACE

White: 83.60%

Black or African American: 10.95%

Two or more races: 4.10%

American Indian or Alaskan Native: 1.35%

Asian: 0.00%

Native Hawaiian or Other Pacific Islander: 0.00%

Unknown: 0.00%

DISABILITIES BY CATEGORY

HIV/AIDS: 0.00%

Mental Illness: 6.06%

Substance Use: 25.76%

Physical: N/A

DOMESTIC VIOLENCE

Domestic Violence: 19.70%

None/Unknown: 80.30%

CHRONIC

Chronic Adults: 1.55%

None/Unknown: 98.45%

UNACCOMPANIED YOUTH

Unaccompanied Youth: 0.00%

None/Unknown: 100.00%

VETERANS

Male Veterans: 10.00%

Female Veterans: 0.00%

UNSHelterED INFORMATION

TOTAL UNSHELTERED HOMELESS: **18**

AGE

Under 18: 11.11%

18-24: 38.89%

25+: 50.00%

GENDER

Female: 33.33%

Male: 66.67%

Transgendered: 0.00%

Unknown: 0.00%

RACE

White: 94.44%

Black or African American: 0.00%

Two or more races: 5.56%

American Indian or Alaskan Native: 0.00%

Asian: 0.00%

Native Hawaiian or Other Pacific Islander: 0.00%

Unknown: 0.00%

DISABILITIES BY CATEGORY

HIV/AIDS: 0.00%

Mental Illness: 6.25%

Substance Use: 12.50%

Physical: 0.00%

DOMESTIC VIOLENCE

Domestic Violence: 0.00%

None/Unknown: 100.00%

CHRONIC

Chronic Adults: 0.00%

None/Unknown: 100.00%

UNACCOMPANIED YOUTH

Unaccompanied Youth: 44.44%

Parenting Youth: 0.00%

VETERANS

Male Veterans: 6.25%

Female Veterans: 0.00%

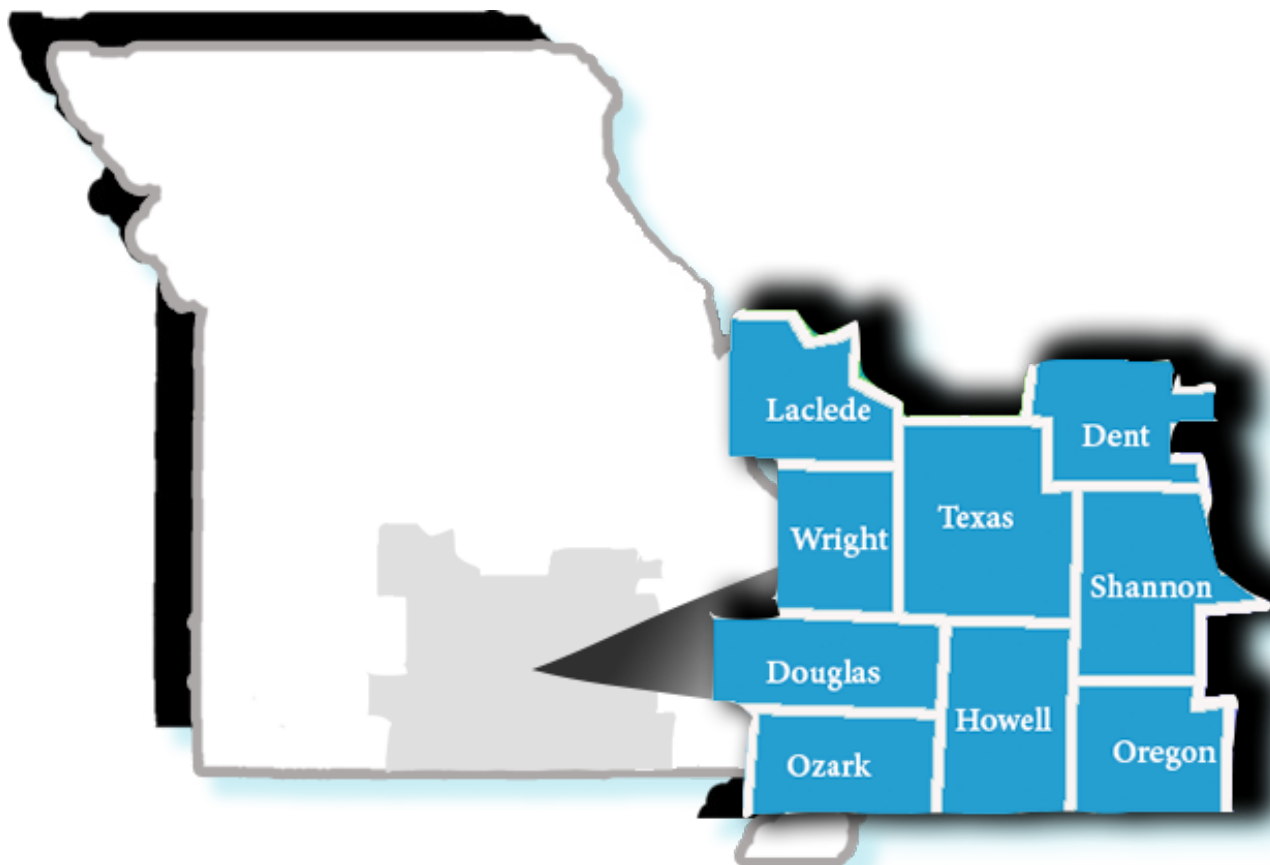
Region Eight

INCLUDED COUNTIES:

Laclede
Texas
Dent

Shannon
Howell
Oregon

Ozark
Douglas
Wright



Region Eight Totals

SHELTERED INFORMATION

TOTAL SHELTERED HOMELESS: **72**

AGE

Under 18: 33.30%

18-24: 5.60%

25+: 61.10%

GENDER

Female: 62.50%

Male: 37.50%

Transgendered: 0.00%

Unknown: 0.00%

RACE

White: 80.60%

Black or African American: 16.65%

Two or more races: 2.75%

American Indian or Alaskan Native: 0.00%

Asian: 0.00%

Native Hawaiian or Other Pacific Islander: 0.00%

Unknown: 0.00%

DISABILITIES BY CATEGORY

HIV/AIDS: 0.00%

Mental Illness: 18.75%

Substance Use: 20.83%

Physical: N/A

DOMESTIC VIOLENCE

Domestic Violence: 54.17%

None/Unknown: 45.83%

CHRONIC

Chronic Adults: 14.58%

None/Unknown: 85.42%

UNACCOMPANIED YOUTH

Unaccompanied Youth: 0.00%

None/Unknown: 100.00%

VETERANS

Male Veterans: 4.17%

Female Veterans: 0.00%

UNSHelterED INFORMATION

TOTAL UNSHELTERED HOMELESS: **46**

AGE

Under 18: 31.91%

18-24: 19.15%

25+: 48.94%

GENDER

Female: 53.19%

Male: 44.68%

Transgendered: 2.13%

Unknown: 0.00%

RACE

White: 95.74%

Black or African American: 2.13%

Two or more races: 0.00%

American Indian or Alaskan Native: 0.00%

Asian: 0.00%

Native Hawaiian or Other Pacific Islander: 0.00%

Unknown: 2.13%

DISABILITIES BY CATEGORY

HIV/AIDS: 2.13%

Mental Illness: 34.38%

Substance Use: 34.38%

Physical: 6.25%

DOMESTIC VIOLENCE

Domestic Violence: 6.25%

None/Unknown: 93.75%

CHRONIC

Chronic Adults: 12.50%

None/Unknown: 87.50%

UNACCOMPANIED YOUTH

Unaccompanied Youth: 83.33%

Parenting Youth: 0.00%

VETERANS

Male Veterans: 6.25%

Female Veterans: 0.00%

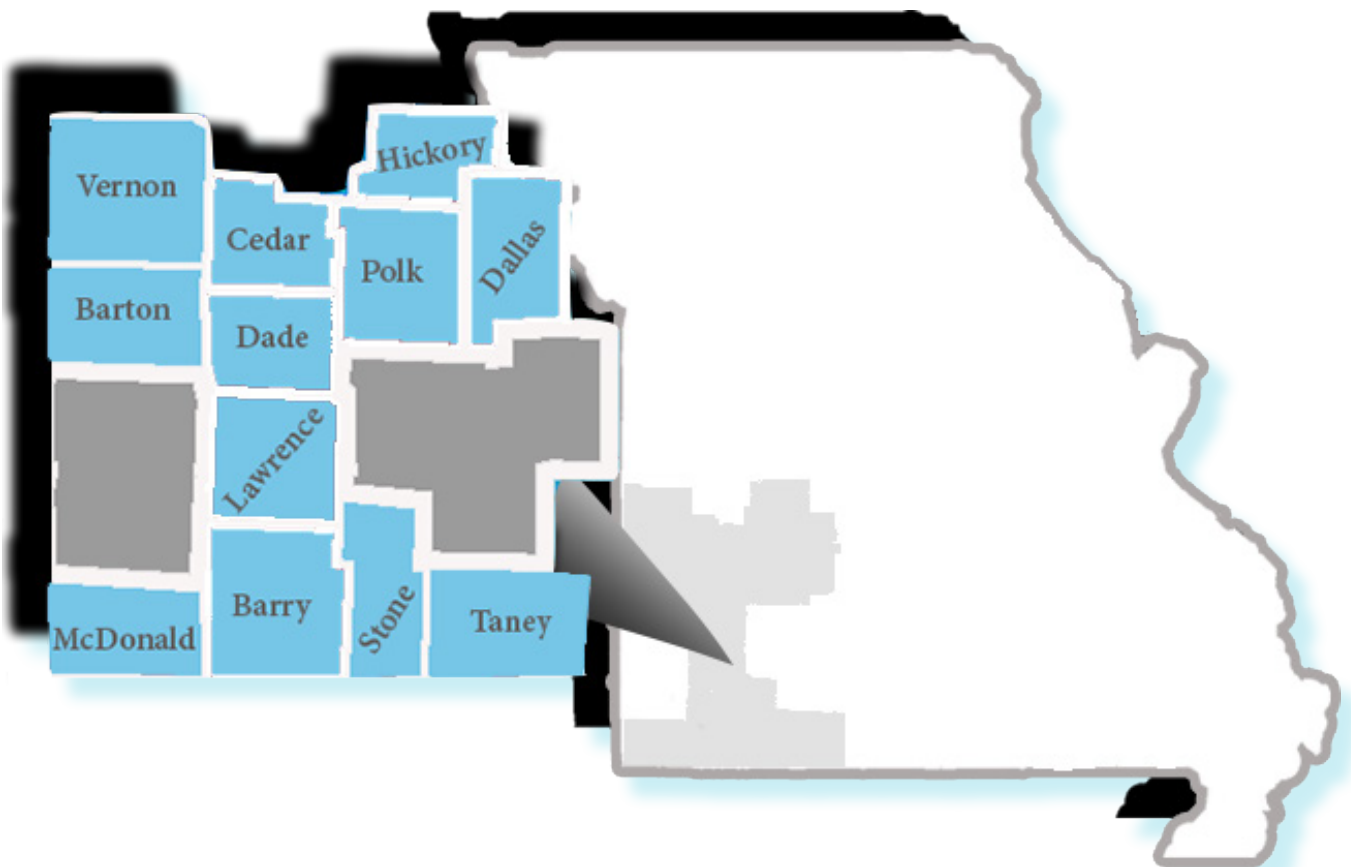
Region Nine

INCLUDED COUNTIES:

Barry
Barton
Cedar
Dade

Dallas
Hickory
Lawrence
McDonald

Polk
Stone
Taney
Vernon



Region Nine Totals

SHELTERED INFORMATION

TOTAL SHELTERED HOMELESS: **90**

AGE

Under 18: 51.10%
18-24: 11.10%
25+: 37.80%

GENDER

Female: 71.10%
Male: 28.90%
Transgendered: 0.00%
Unknown: 0.00%

RACE

White: 72.20%
Black or African American: 11.10%
Two or more races: 7.80%
American Indian or Alaskan Native: 8.90%
Asian: 0.00%
Native Hawaiian or Other Pacific Islander: 0.00%
Unknown: 0.00%

DISABILITIES BY CATEGORY

HIV/AIDS: 0.00%
Mental Illness: 25.00%
Substance Use: 20.45%
Physical: N/A

DOMESTIC VIOLENCE

Domestic Violence: 77.27%
None/Unknown: 22.73%

CHRONIC

Chronic Adults: 6.82%
None/Unknown: 93.18%

UNACCOMPANIED YOUTH

Unaccompanied Youth: 0.00%
None/Unknown: 100.00%

VETERANS

Male Veterans: 2.33%
Female Veterans: 0.00%

UNSHeltered INFORMATION

TOTAL UNSHELTERED HOMELESS: **50**

AGE

Under 18: 8.00%
18-24: 16.00%
25+: 76.00%

GENDER

Female: 30.00%
Male: 70.00%
Transgendered: 0.00%
Unknown: 0.00%

RACE

White: 82.00%
Black or African American: 8.00%
Two or more races: 4.00%
American Indian or Alaskan Native: 0.00%
Asian: 0.00%
Native Hawaiian or Other Pacific Islander: 0.00%
Unknown: 6.00%

DISABILITIES BY CATEGORY

HIV/AIDS: 4.35%
Mental Illness: 19.57%
Substance Use: 19.57%
Physical: 19.57%

DOMESTIC VIOLENCE

Domestic Violence: 8.70%
None/Unknown: 91.3%

CHRONIC

Chronic Adults: 10.87%
None/Unknown: 89.13%

UNACCOMPANIED YOUTH

Unaccompanied Youth: 66.67%
Parenting Youth: 8.33%

VETERANS

Male Veterans: 8.70%
Female Veterans: 2.17%

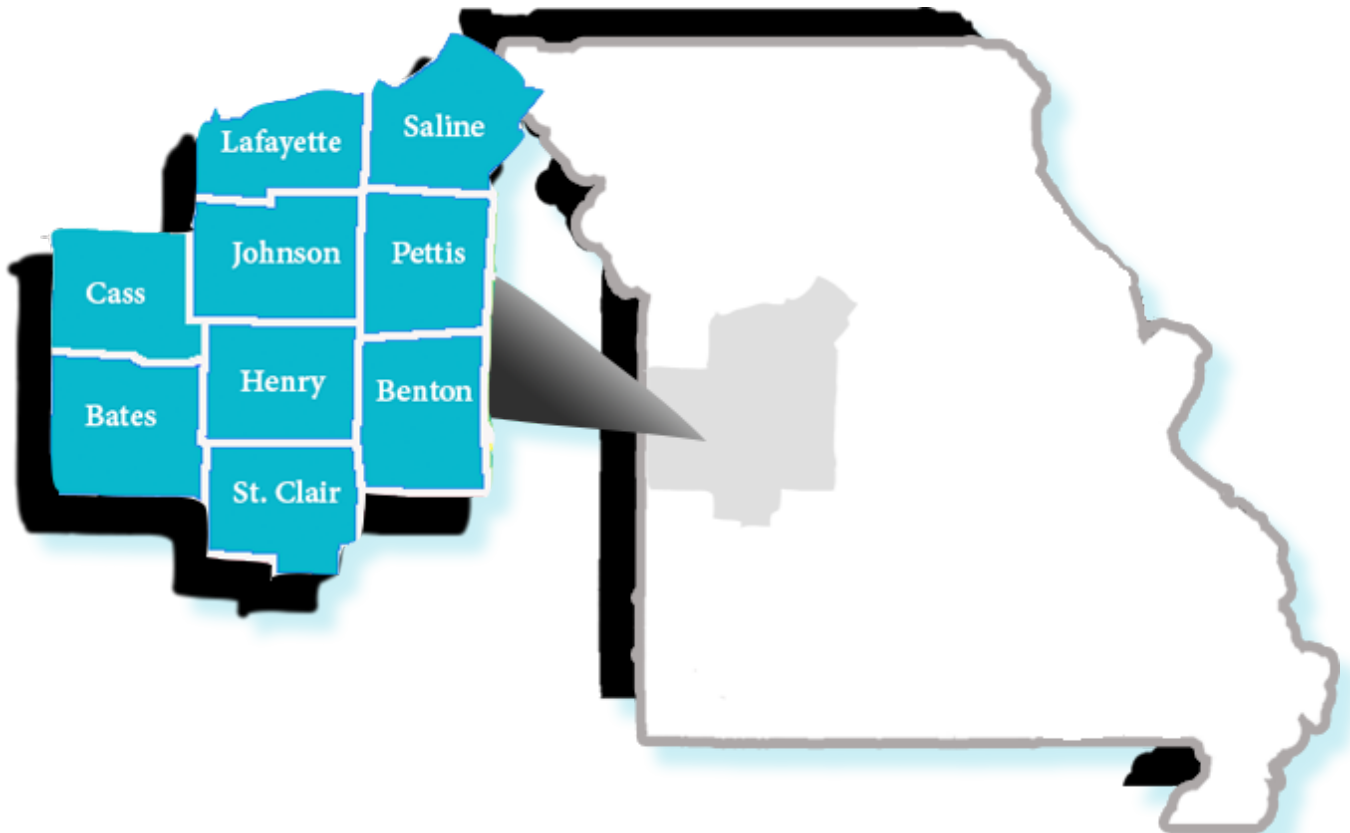
Region Ten

INCLUDED COUNTIES:

Bates
Benton
Cass

Henry
Johnson
Lafayette

Pettis
Saline
St. Clair



Region Ten Totals

SHELTERED INFORMATION

TOTAL SHELTERED HOMELESS: **95**

AGE

Under 18: 42.10%
18-24: 9.50%
25+: 48.40%

GENDER

Female: 70.50%
Male: 29.50%
Transgendered: 0.00%
Unknown: 0.00%

RACE

White: 85.30%
Black or African American: 2.10%
Two or more races: 11.60%
American Indian or Alaskan Native: 1.00%
Asian: 0.00%
Native Hawaiian or Other Pacific Islander: 0.00%
Unknown: 0.00%

DISABILITIES BY CATEGORY

HIV/AIDS: 0.00%
Mental Illness: 25.45%
Substance Use: 27.27%
Physical: N/A

DOMESTIC VIOLENCE

Domestic Violence: 69.09%
None/Unknown: 30.91%

CHRONIC

Chronic Adults: 14.55%
None/Unknown: 85.45%

UNACCOMPANIED YOUTH

Unaccompanied Youth: 2.50%
None/Unknown: 97.50%

VETERANS

Male Veterans: 0.00%
Female Veterans: 1.82%

UNSHelterED INFORMATION

TOTAL UNSHELTERED HOMELESS: **132**

AGE

Under 18: 40.15%
18-24: 28.00%
25+: 31.85%

GENDER

Female: 47.75%
Male: 52.25%
Transgendered: 0.00%
Unknown: 0.00%

RACE

White: 84.10%
Black or African American: 10.60%
Two or more races: 2.25%
American Indian or Alaskan Native: 0.00%
Asian: 0.00%
Native Hawaiian or Other Pacific Islander: 0.00%
Unknown: 3.05%

DISABILITIES BY CATEGORY

HIV/AIDS: 0.00%
Mental Illness: 24.36%
Substance Use: 20.51%
Physical: 20.51%

DOMESTIC VIOLENCE

Domestic Violence: 15.38%
None/Unknown: 84.62%

CHRONIC

Chronic Adults: 11.54%
None/Unknown: 88.46%

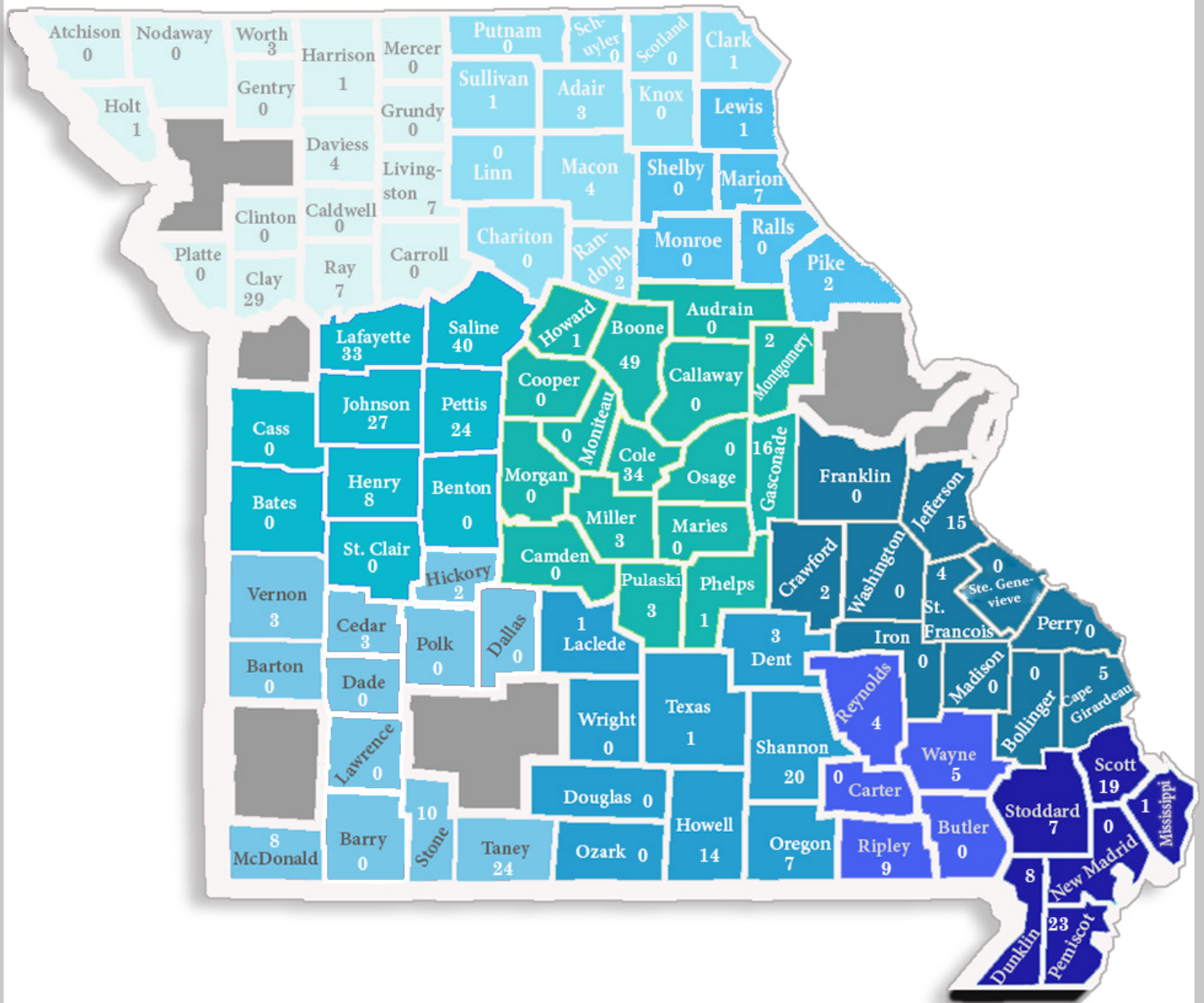
UNACCOMPANIED YOUTH

Unaccompanied Youth: 42.22%
Parenting Youth: 11.11%

VETERANS

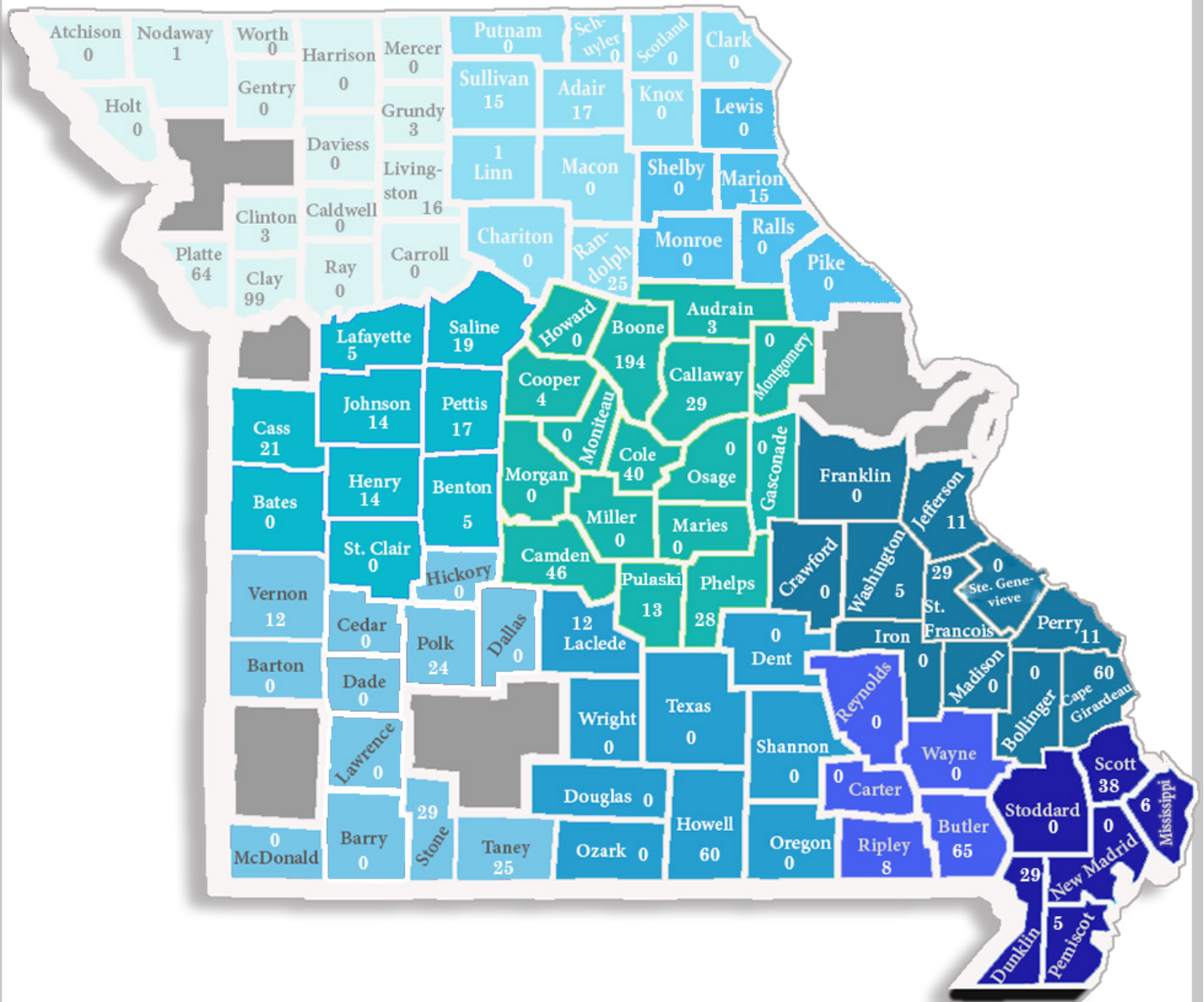
Male Veterans: 3.8%
Female Veterans: 1.28%

Unsheltered Individuals by County



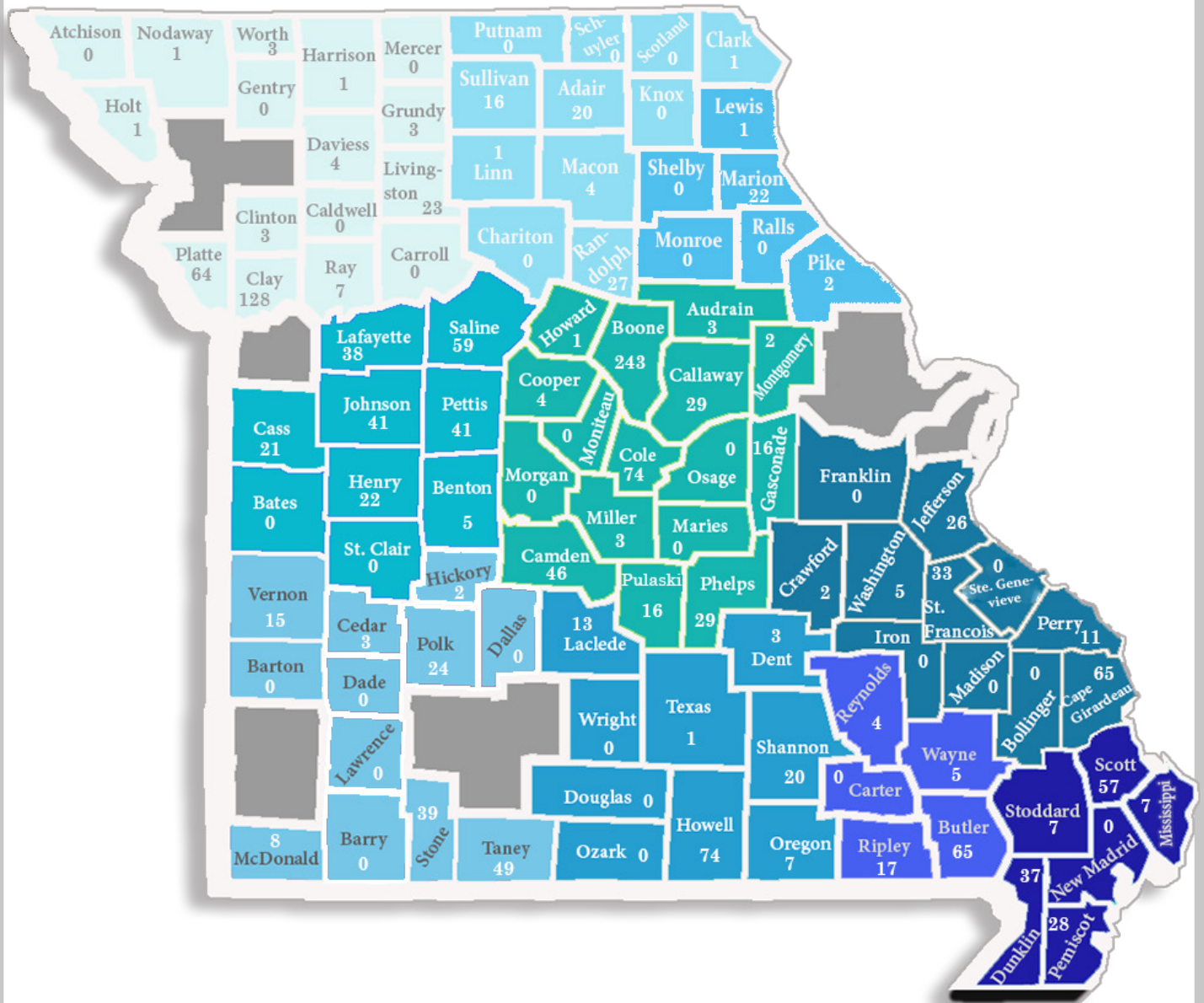
Total Unsheltered Homeless: 512

Sheltered Individuals by County



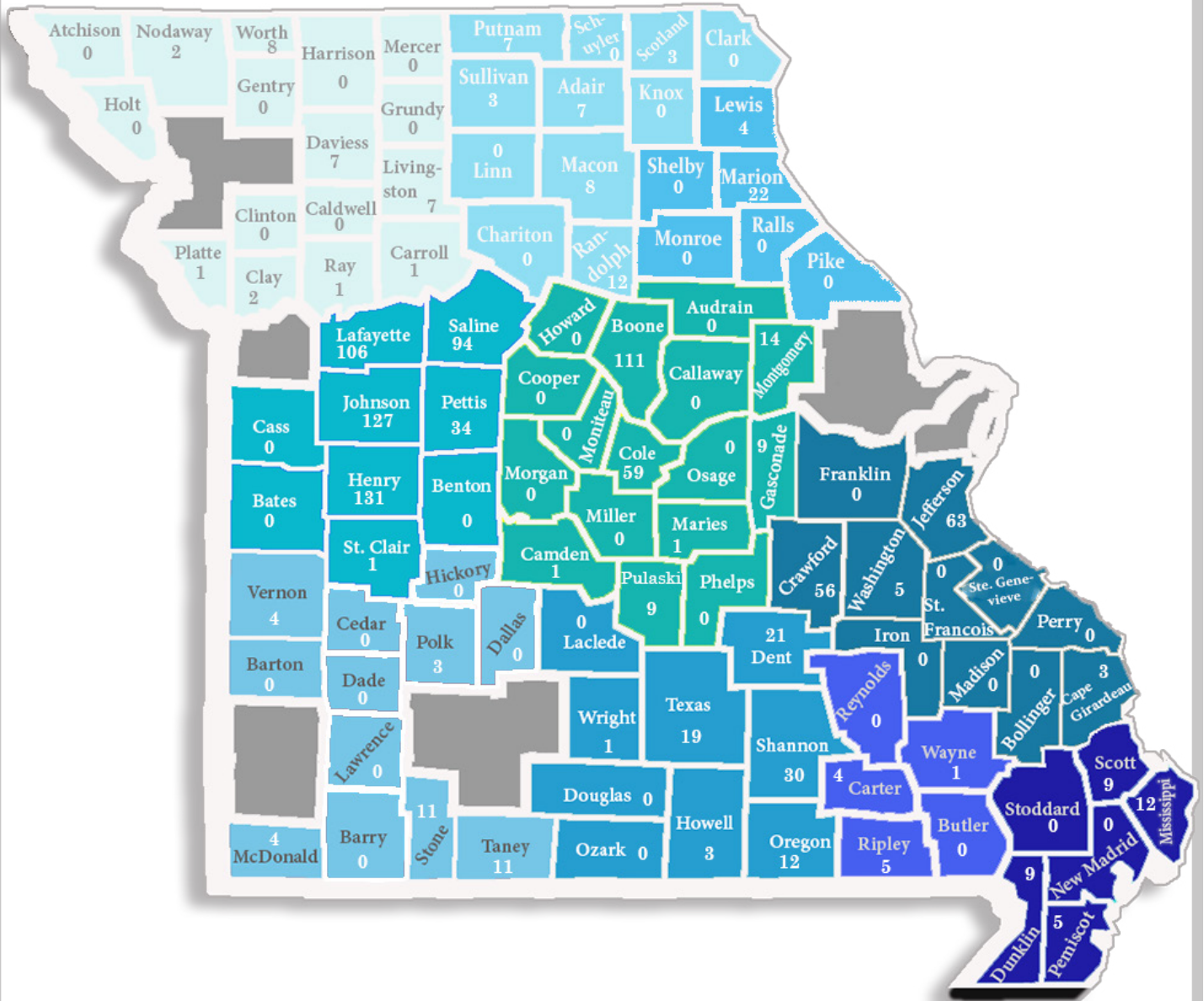
Total Sheltered Homeless: 1,140

Total Sheltered & Unsheltered Homeless Population by County



Total Unsheltered Homeless: 512
 Total Sheltered: 1,140
 Total Statewide: 1,652

Doubled-Up Population by County



Total Doubled-Up Reported: 1,083

Appendix

Unsheltered Count Contributing Agencies

The Balance of State Continuum of Care annual Unsheltered Point-In-Time Count wouldn't be possible without assistance from the following county leader organizations:

BJC Behavioral Health
Burrell Behavioral Health
Catholic Charities of Southern Missouri
Central Missouri Community Action Agency
Christian Associates of Table Rock Lake
Columbia/Boone County Health & Human Services
Community Action Partnership of St. Joseph
Community Caring Council
Community Services Inc. Maryville
Comtrea
Delta Area Economic Opportunity Corporation
Department of Mental Health
Douglass Community Services, Inc.
East Missouri Action Agency
Economic Security Corporation of Southwest Area
FAITH, Inc.
Family Counseling Center
Good Samaritan Center
Green Hills Community Action Agency
Harry S. Truman Memorial Veterans Hospital
Harvest House
Health Care Collaborative of Rural Missouri
High Hope Employment Services

Polk County House of Hope
John J. Pershing VA Medical Center- Poplar Bluff
Johnson County Cares
Kirksville Housing Authority
Metro Lutheran Ministries
Missouri Ozarks Community Action Agency
Missouri Valley Community Action Agency
North East Community Action Corporation
Our House
Ozarks Area Community Action Corporation
Ozark Family Resource Agency
Pathways Community Health
Pettis County Community Partnership
Preferred Behavioral Health
Safe Passage
SALT Center
Salvation Army
Samaritan Outreach Center
South Central Missouri Community Action Agency
St. Louis Department of Veterans Affairs
Texas County Food Pantry
Vandalia Housing
West Central Missouri Community Action Agency

Sheltered Count Contributing Agencies

The Balance of State Continuum of Care annual Sheltered Point-In-Time Count wouldn't be possible without assistance from the following organizations:

Agape House of Mountain View
ALIVE
Amen Center
Audrain County Crisis Intervention Services
Ava Area Ministerial Alliance
Avenues

Belton Police Department
Bethel-Purim Ministries
Boonslick Ministerial Alliance
Bourbon Ecumenical Community Corporation
Branson Housing Authority
CARE of Atchison County

Sheltered Count Contributing Agencies

Continued

Cass County Cares
 Catholic Charities of St. Joseph & Kansas City
 Children and Family Center of Northwest Missouri
 Christian Associates of Table Rock Lake
 Christos House
 Circle S Motel
 Citizens Against Domestic Violence
 Citizens Against Spouse Abuse
 Coalition Against Rape and Domestic Violence
 Columbia Housing Authority
 Columbia Interfaith Resource Center
 Community Caring Council
 Community Of Recovery Experience
 Community Services, Inc.
 Comtrex
 Cope, Inc.
 Council on Families in Crisis
 Delta Area Economic Opportunity Corporation
 Department of Veteran Affairs - Columbia
 Destiny Community Development Corporation
 Disability Resource Association
 Disabled Citizens Alliance for Independence
 Department of Mental Health
 East Missouri Action Agency
 Embassy Christian Center
 Exodus Ministries of Missouri, Inc.
 FAITH, Inc.
 Family Counseling Center
 FTC Ministries
 Geneva House
 Good Samaritan of the Ozarks
 GRACE
 Green Hills Womens Shelter
 Harvest House
 Haven House
 Helping Hands Across Missouri
 High Hope Employment Services
 Hillcrest Hope
 Hillcrest Transitional Housing
 Hope Haven of Cass County
 Hope House
 HOPE House Rolla
 House of Hope, Inc.
 House of Refuge
 In As Much Ministries
 Jefferson City Rape & Abuse Crisis Center
 John J. Pershing Medical Center of Poplar Bluff
 Knob Noster Ministerial Alliance
 Lake Area Helping Hands
 Lighthouse Shelter, Inc.
 Lois Bryant House
 LOVE Inc. Boone County
 LOVE Inc. of Clay County
 Lutheran Family and Children Services

Metro Lutheran Ministries
 Milan United Methodist Church
 Ministries in Linn County
 Mission Missouri
 Missouri Ozark Community Action Agency
 Missouri Valley Community Action Agency
 Montgomery Ministerial Alliance
 New Beginnings: House of Refuge
 New Life Evangelistic Center
 New Madrid County Family Resource Center
 North East Community Action Corporation
 Open Door Ministries
 Our House - Caring for Callaway's Homeless
 Ozark Family Resource Agency
 Pathways Community Health
 Pettis County Community Partnership
 Phelps County Family Crisis Services
 Phoenix Programs Inc.
 Pine Ridge Presbyterian Church
 Pittsville Community Kitchen
 Polk County House of Hope
 Powerhouse Community Development Corp.
 Preferred Family Healthcare
 Rainbow House
 Reality House, Inc.
 Regional Family Crisis Center
 Revival Center
 Safe Haven Center
 Safe House for Women
 Safe Passage
 SALT
 Salvation Army
 Samaritan Outreach Center
 SEMO Christian Restoration Center
 SEMO Family Heartland Center
 SEMO Family Violence Council
 SERVE
 Set Free
 St. Andrews Apartments
 St. Francis House
 St. Peter Church
 Survival Adult Abuse Center
 Susanna Wesley Family Learning Center
 Synergy Services
 Texas County Food Pantry
 The Crisis Center of Taney County
 The Embassy
 The Place at the Lake
 The Shepherds Fold Ministry
 There is Hope Christian Ministry
 True North of Columbia, Inc.
 United Gospel Rescue Mission

2015 BoS CoC Unsheltered Survey Tool:English



Missouri Balance of State Continuum of Care Unsheltered Point-In-Time Count Survey Winter 2015

Section One Surveyor Information	Surveyor Name:					County Survey Conducted In:	
	Circle Type of Survey:	Face-to-Face or Observation		For Observation, list individual's shirt color or other unique identifier:			
	County Leader Name:					County Leader Phone Number:	
Section Two Household Type	Instructions: For each question, please circle what best describes the household type.						
	Abandoned Building	Car	Street	Other (please describe):			
	Campground	Park	Doubled-Up				
	Reasons for homelessness: (please circle all that apply)	Unable to pay rent/mortgage		Physical Disability		Divorce/Separation	
		Unemployment		Sexual Orientation		Incarceration	
	Other (please describe):						
Has this household been homeless continuously for a year or more?		YES or NO or UNKNOWN/REFUSED			Please Enter the Number of Months:		
Has this household experienced four or more episodes of homelessness in past three years?		YES or NO or UNKNOWN/REFUSED			Please Enter the Number of Times:		
Section Three Household Composition	Instructions: Please complete one column for each member of the household. If unknown or refused please write unknown.						
		Individual 1 (Head of Household)	Individual 2	Individual 3	Individual 4	Individual 5	Individual 6
	First Letter of First Name:						
	First Three letters of Last Name:						
	Age:						
	Relationship to Head of Household:						
	Gender Instructions: Please check one below.						
	Male						
	Female						
	Transgender: Male to Female						
Transgender: Female to Male							
Unknown/Refused							
Section Four Race	Instructions: Please check all that apply for each member of the household.						
	White/Caucasian						
	Black or African-American						
	Asian						
	American Indian or Alaska Native						
	Native Hawaiian or Other Pacific Islander						
Unknown/Refused							
Section Five Ethnicity	Instructions: For sections five and six, please write YES or NO for each member of the household.						
	Is this person Hispanic or Latino?						
Section Six Veteran Status	Instructions: For sections five and six, please write YES or NO for each member of the household.						
	Is this person currently serving or have they previously served in the Armed Forces?						
Section Seven Subpopulation	Instructions: Please check all that apply for each ADULT (18 & over) member of the household.						
	Serious Mental Illness						
	Substance Use Disorder						
	HIV/AIDS						
	Domestic Violence						

2015 BoS CoC Unsheltered Survey Tool: Spanish



Missouri Balanza de Continuum Estatal de Atención

Punto Desvalido en tiempo de revisión de cuenta

Invierno 2015

Sección Una Información Surveyor	Nombre del Supervisor Name:		Encuesta del Condado Realizado en:				
	Circula el tipo de encuesta:	Cara-a-Cara o Observación		Para la observación, lista el color de la camisa del individuo o otro inditificador:			
	Nombre del líder del condado:	Número de telefono del líder del condado:					
Sección Dos Situación de Vida:	Instrucciones: Para cada pregunta por favor marque una respuesta con un circulo.						
	Edeficio Abandonado	Auto	Calle	Otro (Por favor describa):			
	El terreno de camping	Estacionamiento	Compartir una habitacion				
	Razones por las que se quedaron sin hogar: (Por favor marque todo lo que corresponda)	Incapaz de pagar alquiler/Hipoteca		Discapacidad Fisica	Divorcio/Separación		
		Desempleo		Orientación Sexual	Encarcelamiento		
		Otro (Por favor describa):					
Esta persona ha estado sin hogar de forma continua durante un año o más?	SI o NO o Desconocido/Negado		Por favor ingrese el número de meses:				
Ha experimetado esta persona cuatro o más episodios de personas sin hogar en los últimos tres años?	SI o NO o Desconosido/Negado		Por favor ingrese el número de veses:				
Sección Tres La composición del hogar	Instrucciones: Por favor complete una columna para cada miembro del hogar. Si no se conoce o se negado escribir, por favor desconocido						
		Individual 1 (Jefe de hogar)	Individual 2	Individual 3	Individual 4	Individual 5	Individual 6
	Primera letra del primer nombre:						
	Primeras tres letras de Apellido:						
	Edad:						
	Relación con el jefe del hogar:						
	Género Instrucciones: Por favor marque uno abajo.						
	Masculino						
	Femenino						
	Transgenero: Masculino a Femenino						
Transgenero: Femenino a Masculino							
Desconocido/Negado							
Sección Cuatro Raza	Instrucciones: Por favor marque todas las que apliquen para cada miembro del hogar.						
	Blanco/Caucasian						
	Negro o Africano-Americano						
	Asian						
	Indio O Nativo de Alaska						
	Nativo Hawaiano o de otras islas del Pacifico de Hawai						
Desconocido/Negado							
Sección Cinco Etnicidad	Instrucciones: Para la sección cinco y seis, por favor escriba SI o NO, para cada miembro del hogar.						
	Es esta persona Hispano o Latino?						
Sección Seis Estado del Veterano	¿Es esta persona actualmente cumpliendo o han servido previamente en las fuerzas armadas?						
Sección Siete Subpoblación	Instrucciones: Por favor marque todo loque le aplica para cada uno de los adultos del hogar (18 y más) .						
	Enfermedad mental grave						
	Trastorno por uso de sustancias						
	VIH/Sida						
	La violencia doméstica						

2015 BoS CoC Sheltered Survey Tool

2015 Sheltered Point-in-Time Count Survey Tool

1. Organization Name _____

2. Project Name _____

3. Organization Address _____

City _____ Zip _____

4. Primary Contact _____

Phone _____ Email _____

5. Executive Director _____

Phone _____ Email _____

6. Program type for which you are completing this survey: *(see definition sheet)*

- Emergency Shelter
- Transitional Housing
- Overflow

- Hotel/Motel Voucher
- Safe Haven
- Seasonal (start/end dates)

7. For residential programs, indicate the housing type: *(see definition sheet)*

- Mass Shelter
- Dorm
- Shared housing

- Single Room Occupancy (SRO)
- Single apartment (non-SRO) units
- Single homes

8. Is this program enrolled in the Homeless Missourian's Information System (HMIS) Project?

- No
- Yes

9. What date did your program enroll in HMIS? _____

10. What date did your program begin operating? _____

11. Total program capacity: _____

This is the total number of individuals you can serve on any night. For housing programs that utilize units, please break down the number of units you have for each bedroom size using the table below.

- SRO
- 1 bedroom
- 2 bedroom

- 3 bedroom
- 4 bedroom
- 5 bedroom

2015 BoS CoC Sheltered Survey Tool

12. Number of beds dedicated to veterans _____
A dedicated bed is a bed that must be filled by homeless veterans and their families only. The number listed here should be equal to or less than the program's capacity. If there are no beds dedicated to veterans, put 0 (zero).

13. Number of beds dedicated to youth _____
A dedicated bed is a bed that must be filled by homeless youth only (up to age 24). The number listed here should be equal to or less than the program's capacity. If there are no beds dedicated to youth, put 0 (zero).

13A. For dedicated youth beds, please indicate the age group that the beds are dedicated to serve:

- Only children under 18
- Only persons 18 to 24
- Persons up to 24
- Not applicable - my program does not have dedicated youth beds

14. Identify the target population your program serves (75% of the clients served should fit this category):

- | | |
|--|---|
| <input type="checkbox"/> Single Males | <input type="checkbox"/> Single Females and HH w/child |
| <input type="checkbox"/> Single Females | <input type="checkbox"/> Single Males & Females plus HH with children |
| <input type="checkbox"/> Single Males and Females | <input type="checkbox"/> Unaccompanied Males under 24 |
| <input type="checkbox"/> Couples only, no children | <input type="checkbox"/> Unaccompanied Females under 24 |
| <input type="checkbox"/> Households with children | <input type="checkbox"/> Unaccompanied Males and Females under 24 |
| <input type="checkbox"/> Single males and HH with children | |

15. Does your agency specifically serve: *(see definition sheet)*

- Only survivors of domestic violence/sexual assault
- Only individuals with HIV/AIDS
- Not applicable

16. Is this program HUD McKinney-Vento funded? *(see definition sheet)*

- No
- Yes

17. Did this program provide shelter on January 28, 2015?

- No -- Do not complete the rest of the survey
- Yes -- Remaining worksheets should be broken down by each county you housed individuals in

2015 BoS CoC Sheltered Survey Tool

Households with Children

Please complete the following information only on households with children that were in your program on January 28, 2015. Households with children are defined as households with at least one adult (18 or older) and one child (17 or younger).

***Numbers reporting on this page include ALL households with children housed on the night of January 28, 2015.**

County: _____

18. Total number of all households with children	
Number of individuals 17 and younger	
Number of individuals 18-24	
Number of individuals 25 and over	

19. How many adults and children were:	
Female	
Male	
Transgender: male to female	
Transgender: female to male	

20. How many adults and children were:	
Black/African American	
White	
Asian	
American Indian or Alaskan Native	
Native Hawaiian or Pacific Islander	
Two or more races	

****Pursuant to HUD's 2015 Point-in-Time Count Notice, is an individual is counted under the "two or more races" category, they are to also be counted in at least two other race categories.***

21. How many adults and children were:	
Hispanic/Latino	

Please complete the unmet need section below to the best of your knowledge. Definitions of each program type can be found on the definitions sheet.

22. How many households with children would need only the following program to end their homelessness? Only select one program for each household.

Emergency Shelter	
Transitional Housing	
Safe Haven	
Permanent Housing	

2015 BoS CoC Sheltered Survey Tool

VETERAN Households with Children

Please complete the following information only on veteran households with children that were in your program on January 28, 2015. Households with children are defined as households with at least one adult (18 or older) and one child (17 or younger).

****Pursuant to HUD's 2015 Point-in-Time Count Notice, demographic information for veterans is to be reported on as a sub-category of all clients. A veteran is an adult who has served on active duty in the Armed Forces of the United States; this does not include inactive military reserves or the National Guard unless the person was called to active duty.***

County: _____

23. Total number of households with children WITH A VETERAN
Number of individuals within those households
Total number of veterans

24. How many adults and children were:
Female
Male
Transgender: male to female
Transgender: female to male

25. How many adults and children were:
Black/African American
White
Asian
American Indian or Alaskan Native
Native Hawaiian or Pacific Islander
Two or more races*

****Pursuant to HUD's 2015 Point-in-Time Count Notice, is an individual is counted under the "two or more races" category, they are to also be counted in at least two other race categories.***

26. How many adults and children were:
Hispanic/Latino

--

2015 BoS CoC Sheltered Survey Tool

Households without Children

Please complete the following information only on those households without children that were in your program on January 28, 2015. Households without children are defined as households comprised of only adults (18 or older).

****Numbers reporting on this page include ALL households with children housed on the night of January 28, 2015. .***

County: _____

27. Total number of all households without children
Number of individuals 18-24
Number of individuals 25 and over

28. How many adults were:
Female
Male
Transgender: male to female
Transgender: female to male

29. How many adults were:
Black/African American
White
Asian
American Indian or Alaskan Native
Native Hawaiian or Pacific Islander
Two or more races

****Pursuant to HUD's 2015 Point-in-Time Count Notice, is an individual is counted under the "two or more races" category, they are to also be counted in at least two other race categories.***

30. How many adults were:
Hispanic/Latino

--

Please complete the unmet need section below to the best of your knowledge.
Definitions of each program type can be found on the definitions sheet.

31. How many households without children would need only the following to end their homelessness? Only select one program for each household.

Emergency Shelter	
Transitional Housing	
Safe Haven	
Permanent Housing	

2015 BoS CoC Sheltered Survey Tool

VETERAN Households without Children

Please complete the following information only on veteran households without children that were in your program on January 28, 2015. Households without children are defined as households comprised of only adults (18 or older).

****Pursuant to HUD's 2015 Point-in-Time Count Notice, demographic information for veterans is to be reported on as a sub-category of all clients. A veteran is an adult who has served on active duty in the Armed Forces of the United States; this does not include inactive military reserves or the National Guard***

32. Total number of households without children WITH A VETERAN
Number of individuals within those households
Total number of veterans

33. How many adults were:
Female
Male
Transgender: male to female
Transgender: female to male

34. How many adults were:
Black/African American
White
Asian
American Indian or Alaskan Native
Native Hawaiian or Pacific Islander
Two or more races*

****Pursuant to HUD's 2015 Point-in-Time Count Notice, is an individual is counted under the "two or more races" category, they are to also be counted in at least two other race categories.***

35. How many adults were:
Hispanic/Latino

2015 BoS CoC Sheltered Survey Tool

Households with only Children (under 18)

Please complete the following information on all households with only children that were in your program on January 28, 2015. Households with only children are defined as households with only persons 17 or younger. This could include one-child households, sibling groups or adolescent parents and their children.

County: _____

36. Total number of households with only children	
Number of one-child households	
Number of multi-child households (such as sibling groups)	
Number of individuals in multi-child households	

37. How many children were:	
Female	
Male	
Transgender: male to female	
Transgender: female to male	

38. How many children were:	
Black/African American	
White	
Asian	
American Indian or Alaskan Native	
Native Hawaiian or Pacific Islander	
Two or more races	

****Pursuant to HUD's 2015 Point-in-Time Count Notice, is an individual is counted under the "two or more races" category, they are to also be counted in at least two***

39. How many children were:	
Hispanic/Latino	

Please complete the unmet need section below to the best of your knowledge. Definitions of each program type can be found on the definitions sheet.

40. How many households with only children would need only the following to end their homelessness? Only select one program for each household.

Emergency Shelter	
Transitional Housing	
Safe Haven	
Permanent Housing	

2015 BoS CoC Sheltered Survey Tool

YOUTH Households

Please complete the following information only on Youth households that were in your shelter or transitional housing project on January 28, 2015.

**Pursuant to HUD's 2015 Point-in-Time Count Notice, demographic information for youth is to be reported on as a sub-category of all clients. A Parenting Youth Household is one where the parent or guardian is age 24 or younger. Unaccompanied Youth are persons age 24 or younger who are not presenting or sleeping in the same place as their legal guardian. This includes single youth, youth couples, and groups of youth presenting as a household.*

41. Total number of YOUTH households

Parenting Youth Households

42. Number of parenting youth households

Total number of persons in households

Number of parenting youth under age 18
(youth parents only)

Number of parenting youth age 18 to 24
(youth parents only)

Total Number of parenting youth

Total number of children with parenting
youth (children under age 18 with
parents under age 24)

Unaccompanied Youth Households

43. Number of unaccompanied youth

Number of unaccompanied under age 18

Number of unaccompanied youth age 18 to 24

ANSWER THE FOLLOWING FOR YOUTH PARENTS AND UNACCOMPANIED YOUTH ONLY

44. How many youth were:

Female

Male

Transgender: male to female

Transgender: female to male

45. How many youth were:

Black/African American

White

Asian

American Indian or Alaskan Native

Native Hawaiian or Pacific Islander

Two or more races*

**Pursuant to HUD's 2015 Point-in-Time Count Notice, is an individual is counted under the "two or more races" category, they are to also be counted in at least two other race categories.*

46. How many youth were:

Hispanic/Latino

2015 BoS CoC Sheltered Survey Tool

All Households - Subpopulation Information

Subpopulation data is limited to adults, with the exception of persons in chronically homeless families. To ensure accurate data collection, programs should collect subpopulation data consistent with the definitions provided on this page and in the definitions sheet.

***For purposes of the Point-in-Time count, persons living in transitional housing should not be included in the chronically homeless subpopulation categories.**

47. How many unaccompanied adults fit HUD's definition of chronically homeless? _____

These individuals must meet **ALL** of the following conditions:

- Is homeless and lives in a place not meant for human habitation, a safe haven, or in an emergency shelter.
- Unaccompanied person 18 years or older. [Persons under the age of 18 are not counted as chronically homeless.]
- Has a disabling condition (see definition sheet).
- Been continuously homeless for a year or more **OR** has had at least four (4) episodes of homelessness in the past three (3) years. Individual must have been sleeping in a place not meant for human habitation (e.g., living on the streets) and/or in an emergency shelter or Safe Haven during that time.

48. Of the Chronically homeless adults identified in question 47, How many are veterans? _____

49. How many HH with children fit HUD's definition of chronically homeless families? _____

49b. What is the total number of individuals in those families? _____

50. Of the Chronically homeless families identified in question 49, how many are chronically veteran households? _____

50b. What is the total number of individuals in the chronically veteran households? _____

These families must meet **ALL** of the following conditions:

- A household with at least one adult member (persons 18 or older).
- The adult has a disabling condition (see definition sheet).
- Been continuously homeless for a year or more **OR** has had at least four (4) episodes of homelessness in the past three (3) years. Persons must have been sleeping in a place not meant for human habitation (e.g., living on the streets) and/or in an emergency shelter/Safe Haven during that time.

51. Of the **adults** you provided shelter for on January 28, 2015, how many fit in each of the following sub-population categories? (see definition sheet)

Domestic Violence
 HIV/AIDS

Serious Mental Illness*
 Substance Use Disorder*

**Adults with a serious mental illness or substance use disorder must also meet the qualifications identified in the term for "disability" which is provided in the definitions sheet.*

2015 BoS CoC Sheltered Survey Tool

General Info Tab

#6	Emergency shelter	Any facility with overnight sleeping accommodations, the primary purpose of which is to provide temporary shelter for the homeless in general or for specific populations of homeless.
	Transitional Housing	A project that is designed to provide housing and appropriate supportive services to homeless persons to facilitate movement to independent living within 24 months or a longer period approved by HUD.
	Hotel/Motel Voucher	Vouchers paid for by charitable organizations or by federal, state, or local government programs for low-income individuals.
	Safe Haven	A form of supportive housing that serves hard-to-reach homeless persons with severe mental illness and other debilitating behavioral conditions who are on the street and have been unable or unwilling to participate in housing or supportive services. A Safe Haven project that has the characteristics of permanent supportive housing and requires clients to sign a lease may also be classified as permanent housing when applying for HUD funds. It is expected that clients will be reengaged with treatment services as they become stabilized and learn to trust service providers.
	Overflow	Overflow beds are available on an ad hoc or temporary basis during the year in response to demand that exceeds planned (year round or seasonal) bed capacity.
	Seasonal (start/end dates)	Seasonal beds are not available during the whole year, but instead are available on a planned basis, with set start and end dates, during an anticipated period of higher demand.
#7	Mass Shelter	Multiple individuals and/or family households sleep in a large room with multiple beds.
	Dorm	Most individuals and/or families share small to medium size sleeping rooms or have private sleeping rooms. Persons may or may not share a common kitchen, common bathrooms, or both.
	Shared housing	Most individuals and/or families reside in one or more shared housing units that house up to 8 individuals or 4 families. Each unit includes a kitchen and bath. Each family generally has a private sleeping room, though more than one individual may share sleeping space.
	Single Room Occupancy (SRO)	Most individuals reside in a private unit with a sleeping/living room intended for one occupant that contains no sanitary facilities or food preparation facilities or contains either, but not both types of facilities.
	Single apartment (non-SRO) units	Most individuals and/or families reside in a self-contained apartment intended for one individual or family household that includes a private kitchen and bath.
	Single homes	Most individuals and/or families reside in a self-contained home/townhouse/duplex intended for one individual or family household.

2015 BoS CoC Sheltered Survey Tool

#15	Domestic violence/sexual assault	Persons who have been victims of domestic violence at any point in the past.
	HIV/AIDS	Persons who have been diagnosed with AIDS and/or have tested positive for HIV.
#16	HUD McKinney-Vento funded	HUD McKinney-Vento programs include: Emergency Solutions Grant (ESG) Program, Continuum of Care Program (CoC), Shelter Plus Care Program, Supportive Housing Program (SHP).

Subpopulations Tab

#51	Disability	An individual with one or more of the following conditions: 1. A physical, mental, or emotional impairment, including an impairment caused by alcohol or drug abuse, post-traumatic stress disorder, or brain injury that: (a) is expected to be of long-continued and indefinite duration, (b) substantially impedes an individual's ability to live independently (c) could be improved by more suitable housing conditions 2. A developmental disability as defined in section 102 of the Developmental Disabilities Assistance and Bill of Rights Act of 2000 3. The disease of acquired immunodeficiency syndrome (AIDS) or any conditions arising from the etiological agency for acquired immunodeficiency syndrome (HIV)
	Victims of Domestic Violence	Includes adults who have been victims of domestic violence, dating violence, sexual assault, or stalking.
	HIV/AIDS	Persons who have been diagnosed with AIDS and/or have tested positive for HIV.
	Serious mental illness	Includes adults with a severe and persistent mental illness or emotional impairment that seriously limits a person's ability to live independently. Adults with a serious mental illness must also meet the qualifications identified in the term for "disability" above.
	Substance use disorder	Includes adults with a substance abuse problem (alcohol abuse, drug abuse, or both). Adults with a substance use disorder must also meet the qualifications identified in the term for "disability" above.

