



**Make A
Point,
Count
Rural MO**

**MISSOURI BALANCE OF
STATE CONTINUUM OF CARE**



**POINT-IN-TIME COUNT
JANUARY 25, 2017**



**A SNAPSHOT OF A SINGLE NIGHT
IN JANUARY**

**2017 Missouri
Balance of State
Report of
Sheltered & Unsheltered
Point-In-Time Count
of Homelessness**



Strength, Dignity, Quality of Life

MISSOURI HOUSING

DEVELOPMENT COMMISSION



Institute for Community Alliances



**EQUAL HOUSING
OPPORTUNITY**

Contents

Methodology.....	6
Missouri Balance of State Region Totals.....	7
Balance of State Quick Facts	9
Region One.....	10
Region Two.....	12
Region Three.....	14
Region Four.....	16
Region Five.....	18
Region Six.....	20
Region Seven.....	22
Region Eight.....	24
Region Nine.....	26
Region Ten.....	28
State Wide Totals.....	30
Doubled-Up Overview.....	33
Homeless Youth Overview.....	34

Methodology

The data in this report is gathered from 101 counties in the Missouri Balance of State (BoS) Continuum of Care (CoC). During the night of January 25, 2017, social service agencies and community volunteers in each county complete a survey for each unsheltered homeless individual and family located in the CoC. Unsheltered homeless is defined by the U.S. Department of Housing and Urban Development (HUD) as “An individual or family who lacks a fixed, regular, and adequate nighttime residence, meaning: sleeping in a place not designed for or ordinarily used as a regular sleeping accommodation, including a car, park, abandoned building, bus or train station, airport, camping ground or other place not meant for human habitation.”

Sheltered data is gathered from social service agencies and organizations providing shelter (emergency shelter, safe haven, transitional housing and hotel/motel vouchers paid for by charitable organizations) to homeless individuals and families within the BoS CoC. Together, the sheltered and unsheltered data make up the total number of homeless individuals and families in the BoS CoC.

When tabulating data for unsheltered homeless persons, age, gender and race percentages were calculated using the total of all unsheltered persons surveyed. The Veteran percentages were calculated using the total of all unsheltered adults surveyed, including transition age youth 18-24. The subpopulation categories of disability, those actively fleeing domestic violence, chronic homelessness, severe mental illness and substance use disorder were calculated using the total of all adults, including transition age youth 18-24. Information reported by those surveyed in accordance with HUD definitions. The Youth percentages were calculated using the total of all youth, including transition-age youth living in unsheltered situations.

When tabulating data for reasons for homelessness, individuals may have reported more than one factor or may have elected not to respond to this question. This information is not reported to HUD but can help improve community planning.

When tabulating data for sheltered homeless persons, age, gender and race percentages were calculated using the total of all sheltered persons. The disability, those fleeing domestic violence, and Veteran percentages were calculated using the total of all sheltered adults, including transition age youth 18-24.

Chronically homeless percentages were calculated using the total of all households sheltered to account for both chronically homeless individuals and chronically homeless families. Unaccompanied youth percentages were calculated using the total number of children and transition age youth under 24, living in sheltered situations without a parent or legal guardian.

The “unknown/no...” category was used to represent information unknown at the time of entry into a shelter program or answers left blank or marked “no” on the survey administered to unsheltered homeless individuals and families.

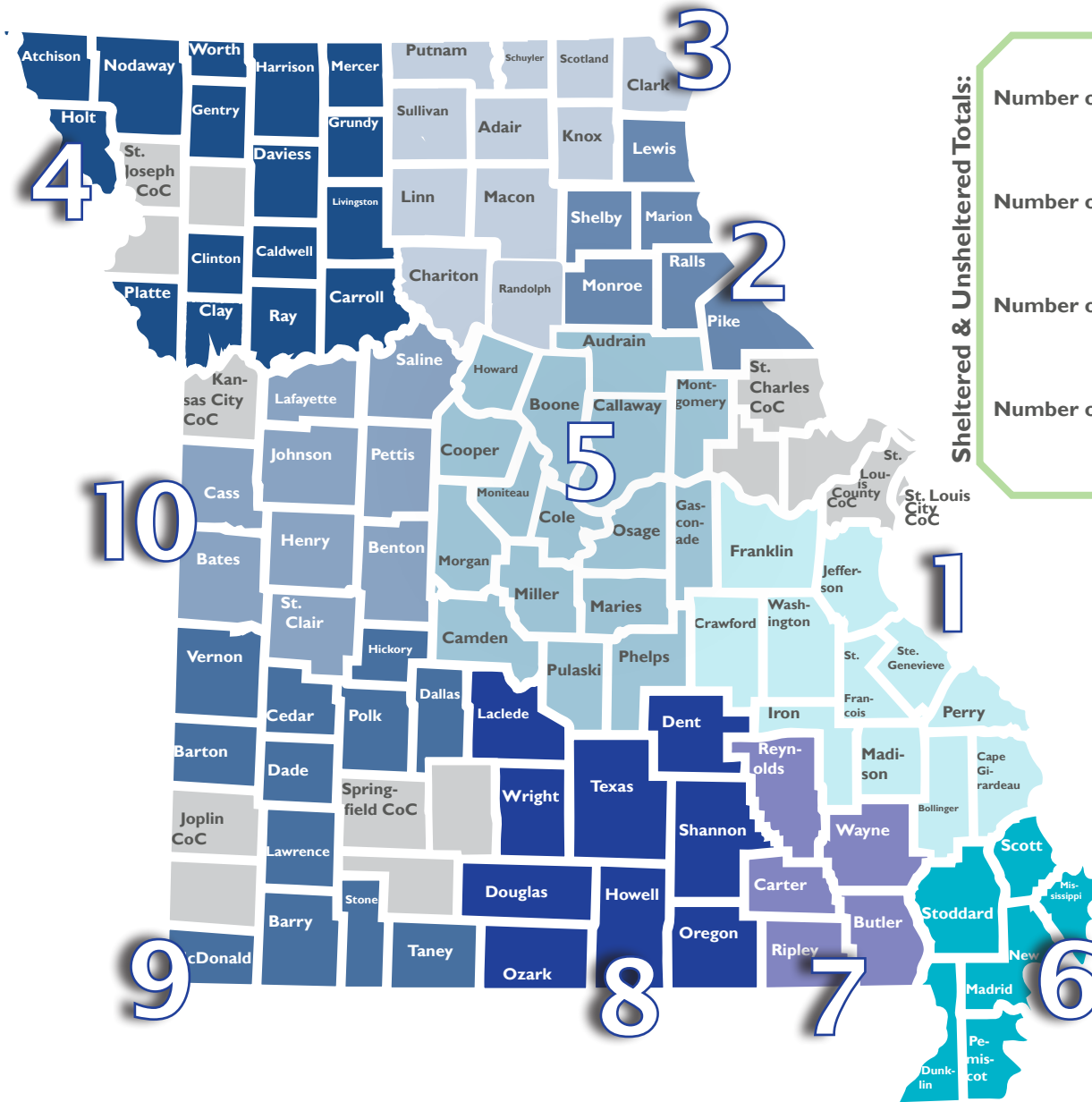
Individuals surveyed may be represented in more than one disability category. Individuals may have more than one disability documented; therefore, the totals in the disability sections of the unsheltered or sheltered responses may not equal 100 percent.

Although the Balance of State recognizes doubled-up individuals and families in the report, the numbers are not reported to HUD due to the federal definition of homelessness. Further, agencies assisting with the count are not required to actively seek information on doubled-up individuals and families.

The numbers in the report that follows may vary slightly from those reported to HUD in May 2017 due to HUD data quality requirements.

For more information on the Point-in-Time Count, please visit the Governor’s Committee to End Homelessness (GCEH) website at www.endhomelessnessmo.org.

Balance of State Totals



Sheltered & Unsheltered Totals:

Number of households:	862
Number of People:	1,243
Number of Unsheltered:	291
Number of Sheltered:	952

Number of sheltered and unsheltered homeless people by region:

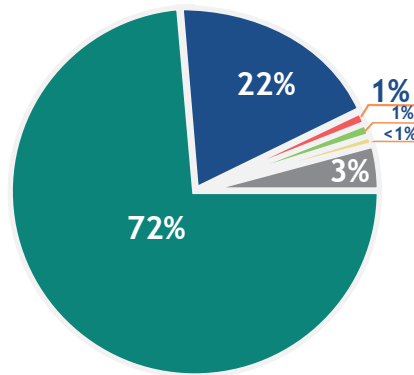
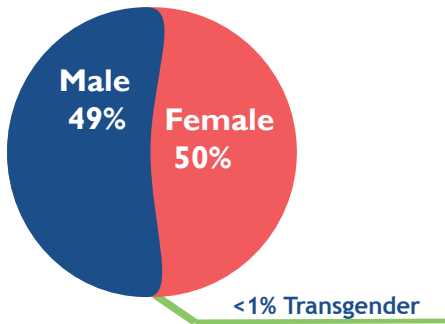

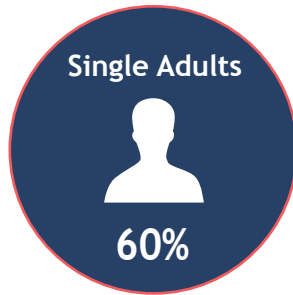
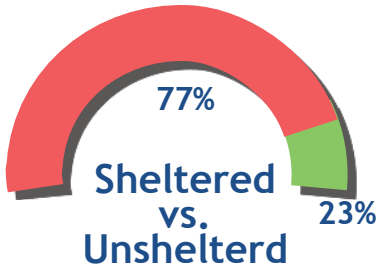
Region One:	61	Region Six:	78
Region Two:	12	Region Seven:	88
Region Three:	26	Region Eight:	71
Region Four:	234	Region Nine:	60
Region Five:	439	Region Ten:	154

Number of sheltered and unsheltered homeless households by region:

Region One:	45	Region Six:	53
Region Two:	12	Region Seven:	77
Region Three:	12	Region Eight:	48
Region Four:	127	Region Nine:	44
Region Five:	325	Region Ten:	101

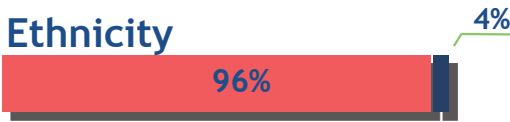
What does homelessness Look Like?

Household & Demographic Profile



Racial Distribution

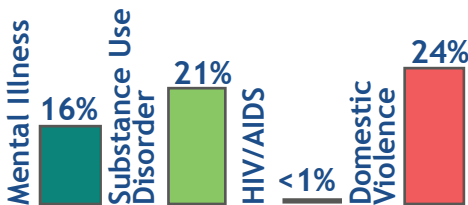
- White
- Black/ African American
- Multiple Races
- American Indian/ Alaskan Native
- Unknown
- Asian



- Non-Hispanic/Non-Latino
- Hispanic/Latino

Who is homeless? Subpopulation Overview

Homeless Subpopulations (determined by total of all adults)



Chronic Homelessness

237 Individuals

80% 197 Sheltered

20% 48 Unsheltered

“A homeless individual or family residing in an emergency shelter, safe haven, or place not meant for human habitation for one year continuously or with four instances of homelessness that total 12 months or longer. The person must also have a disability that is expected to be long-continuing or of indefinite duration and substantially impedes their ability to live independently.”

Veterans

100 TOTAL VETERANS	97 % Male, 3% Female
98 HOUSEHOLDS	<1% Family Units
82% White 15% African American	
3% Multiple Races 2% Hispanic	
17 Chronically Homeless Veterans	
84 Sheltered Veterans, 14 Unsheltered	
Two Veteran Family Members	

Unaccompanied Youth (determined by total of individuals)

80% 56 Sheltered

20% 20 Unsheltered

48

28

Age 18-24

Age <18

Female

Male

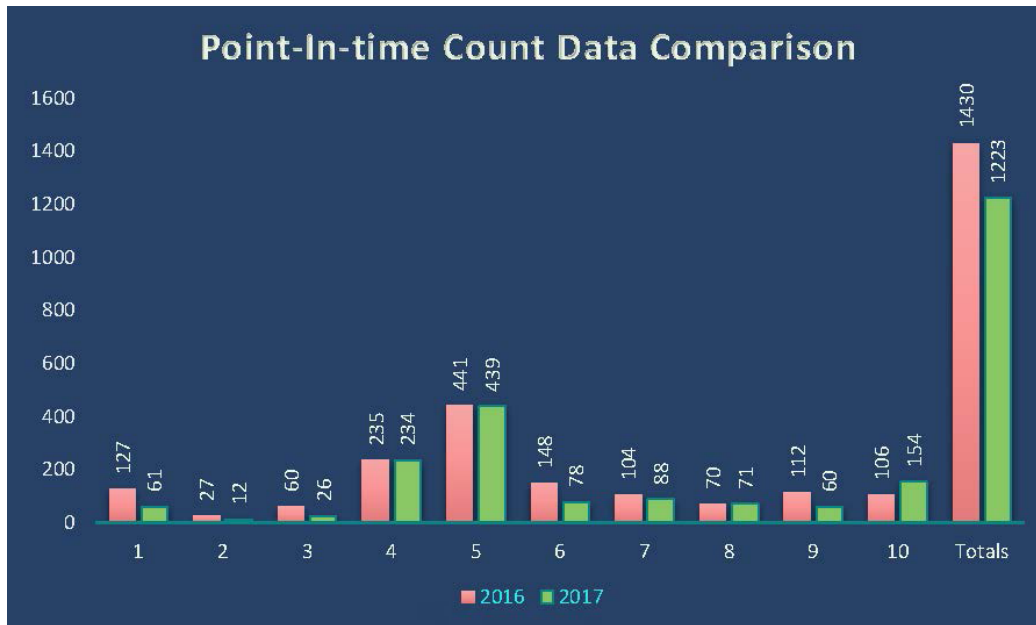
Transgender

41

32

3

2016 to 2017 Comparison



Regional Review (Highest to Lowest)

1. Region Five: 439 people
2. Region Four: 234 people
3. Region Ten: 154 people
4. Region Seven: 88 people
5. Region Six: 78 people
6. Region Eight: 71 people
7. Region One: 61 people
8. Region Nine: 60 people
9. Region Three: 26 people
10. Region Two: 12 people

County Review (Highest to Lowest)

- | | |
|------------------|--------------|
| 1. Boone: 265 | Region Five |
| 2. Clay: 143 | Region Four |
| 3. Platte: 67 | Region Four |
| 4. Butler: 51 | Region Seven |
| 5. Cole: 50 | Region Five |
| 6. Pettis: 48 | Region Ten |
| 7. Howell: 44 | Region Eight |
| 8. Phelps: 41 | Region Five |
| 9. Lafayette: 38 | Region Ten |
| 10. Dunklin: 31 | Region Six |

Notable Findings

→ The PIT Count Data shows that there was an overall decrease of 187 people from 2016 to 2017 in the reported sheltered and unsheltered numbers.

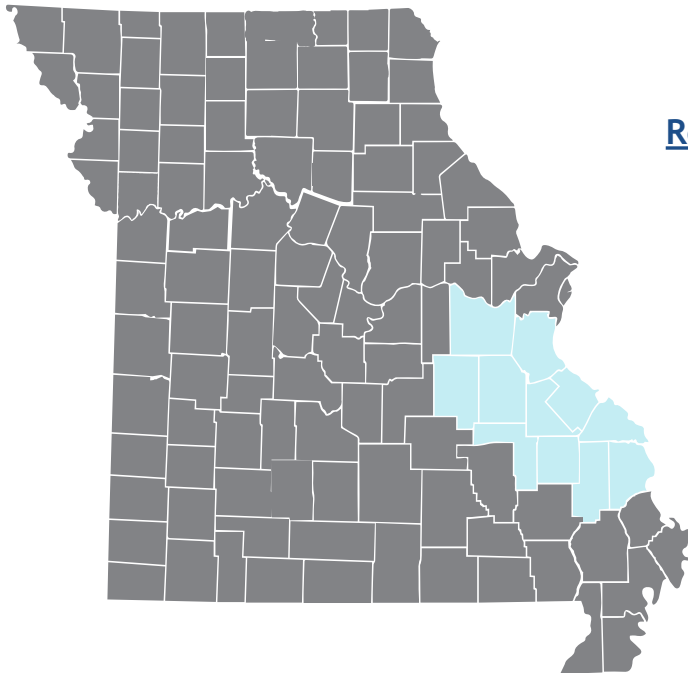
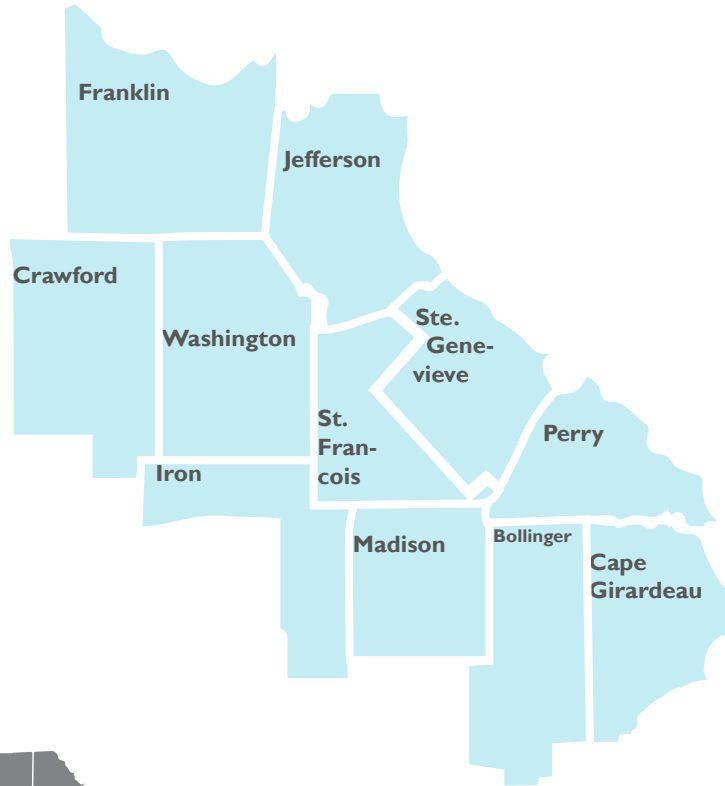
→ Eight out of Ten regions reported an overall decline in homeless population from 2016 to 2017.

→ 26 Counties reported having both sheltered and unsheltered homeless households.

→ 45 Counties reported having either sheltered or unsheltered homeless households, while 56 reported zero homeless population.

→ All categories of homeless household sub-populations experienced a decline except for chronic homelessness.

Region One Overview



Reported Reasons For Unsheltered Homelessness

Eviction History	4
No Income	3
Substance Use	2
Physical Disability	1
Mental Health	4
Other	2

Region One Overview

Sheltered

Total People: 46



Total Households: 31



Unsheltered

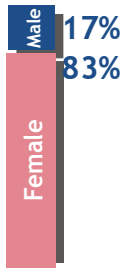
Total People: 15



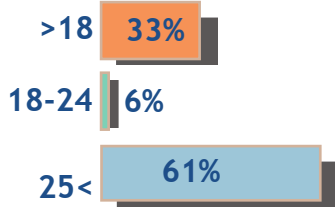
Total Households: 14



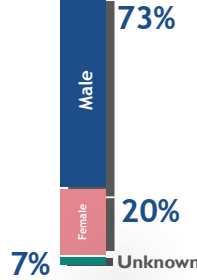
Gender



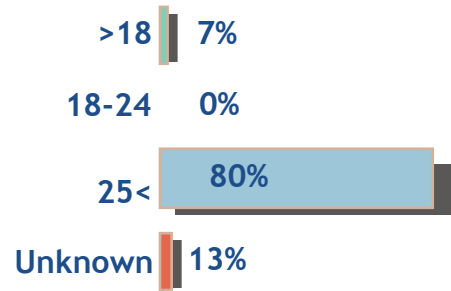
Age



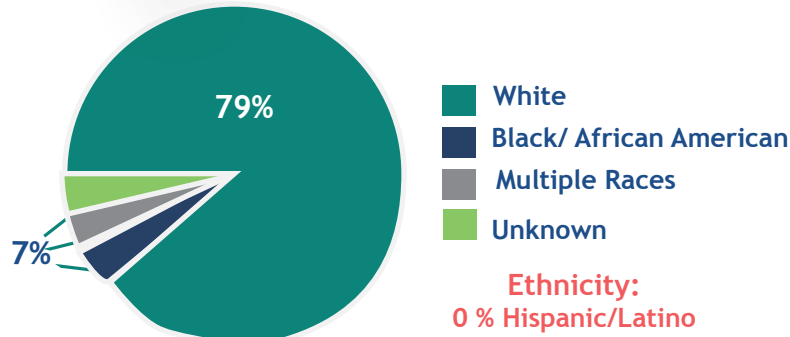
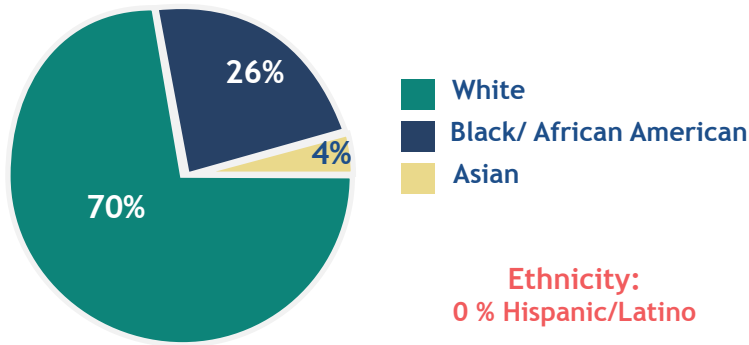
Gender



Age



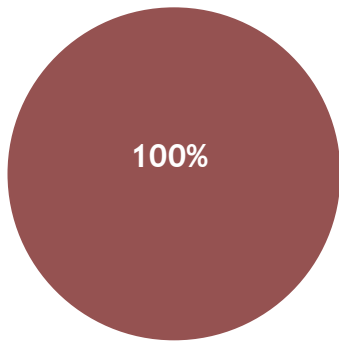
Demographic Profile



Living Situation

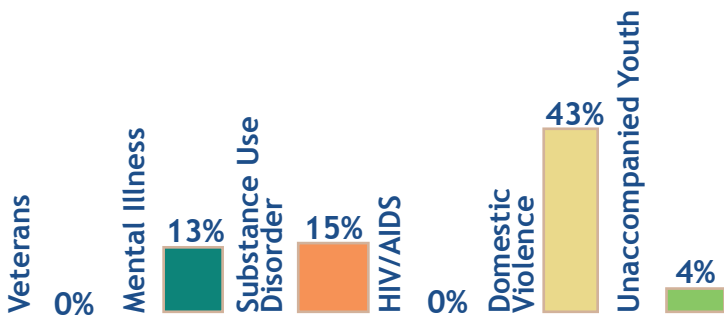


Emergency Shelter

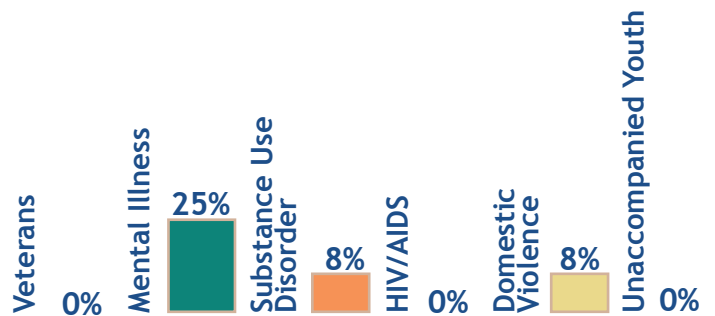


Chronically Homeless Households: 6
Chronically Homeless Families: 6

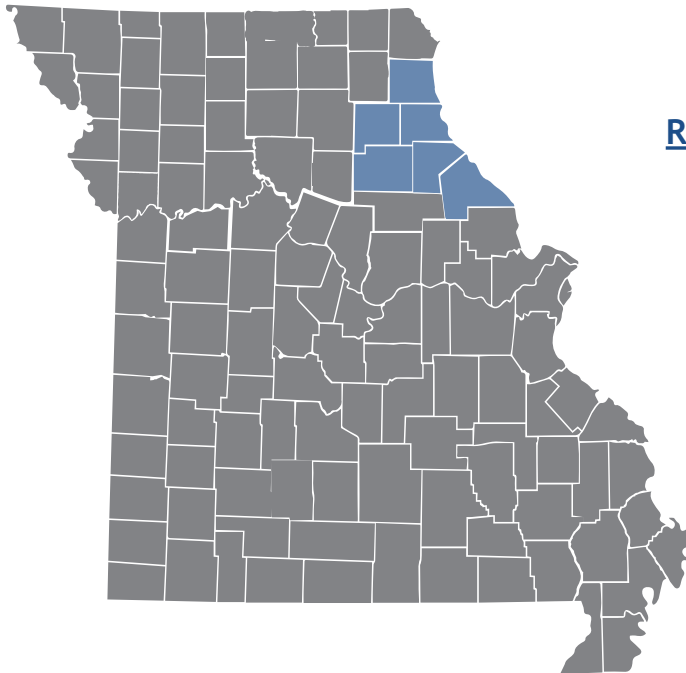
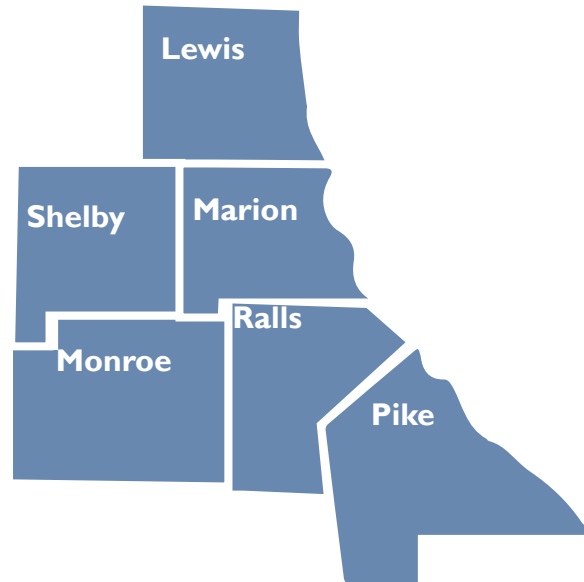
Chronically Homeless Households: 1
Chronically Homeless Families: 0



Sub-populations



Region Two Overview



Reported Reasons For Unsheltered Homelessness

Eviction History	1
Divorce	1
No Income	1

Region Two Overview

Sheltered

Total People: 10



Total Households: 10



Unsheltered

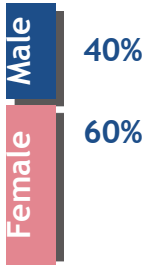
Total People: 2




Total Households: 2




Gender



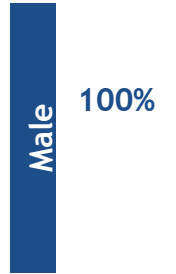
Age



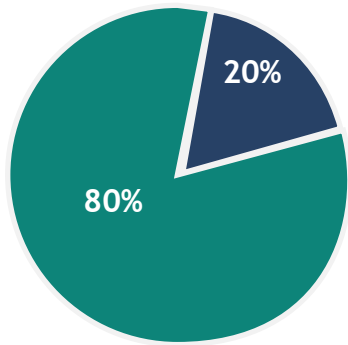
Age



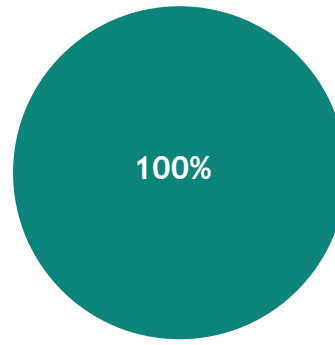
Gender



Demographic Profile



White
Black/ African American

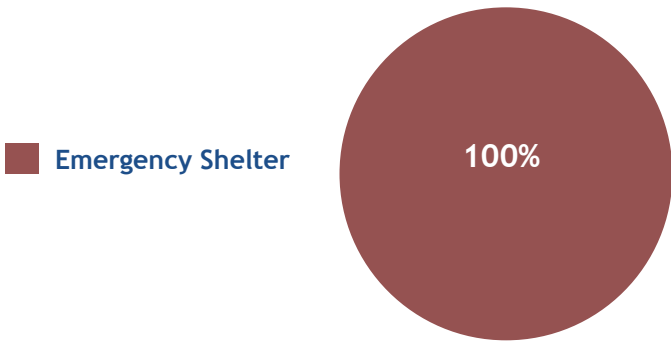


White

Ethnicity:
0 % Hispanic/Latino

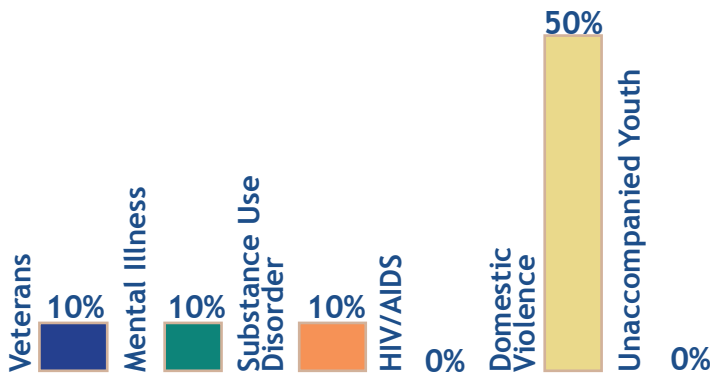
Ethnicity:
0 % Hispanic/Latino

Living Situation

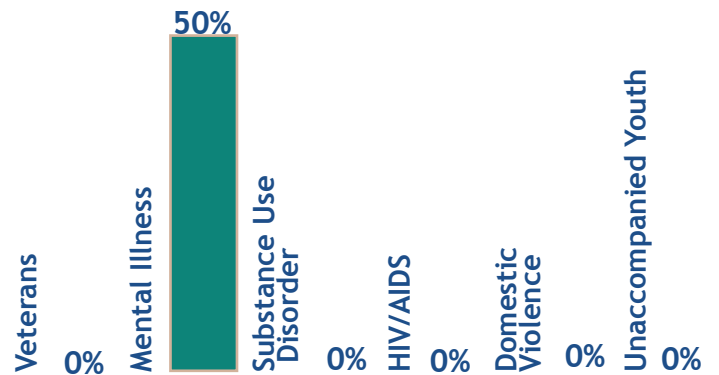


Chronically Homeless Households: 5
Chronically Homeless Families: 0

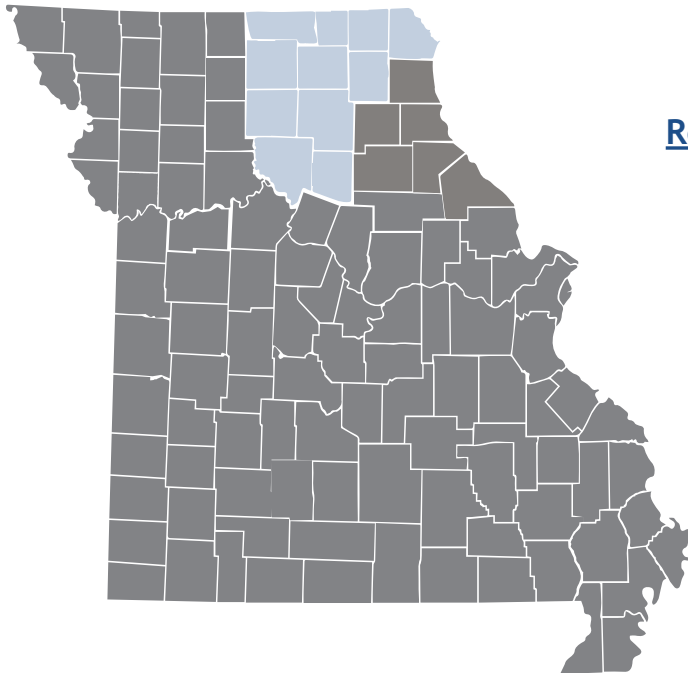
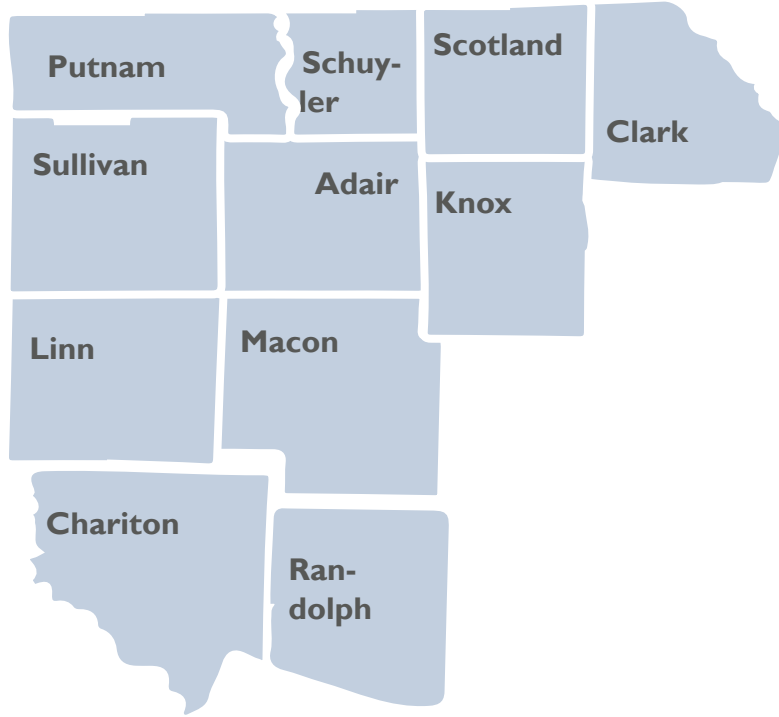
Chronically Homeless Households: 1
Chronically Homeless Families: 0



Sub-populations



Region Three Overview



Reported Reasons For Unsheltered Homelessness

Physical Disability	1
No Income	2
Other	7

Region Three Overview

Sheltered

Total People: 16



Total Households: 9



Unsheltered

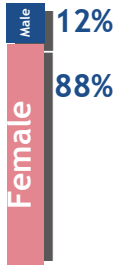
Total People: 10



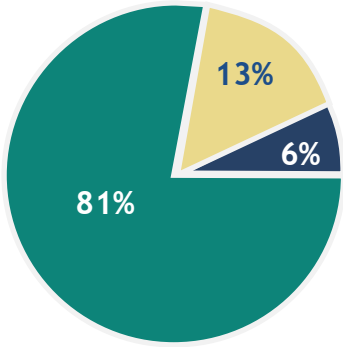
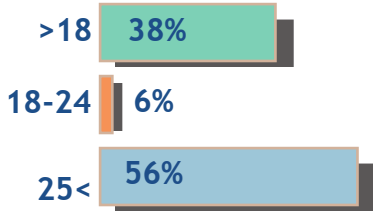
Total Households: 3



Gender



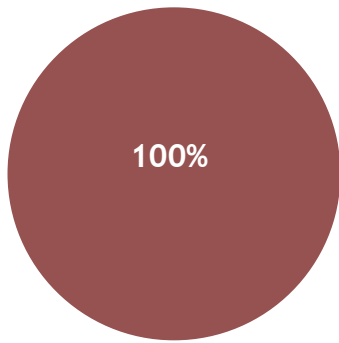
Age



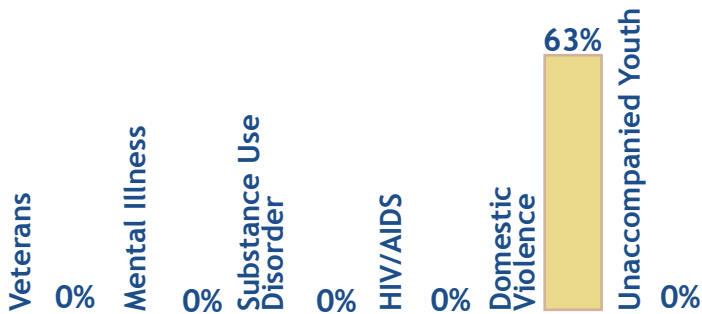
- White
- Black/ African American
- Asian

Ethnicity:
0 % Hispanic/Latino

Emergency Shelter

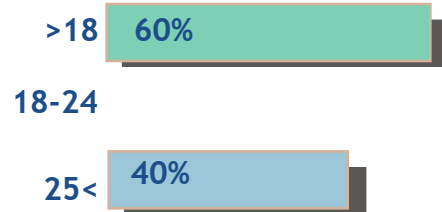


Chronically Homeless Households: 0
Chronically Homeless Families: 0

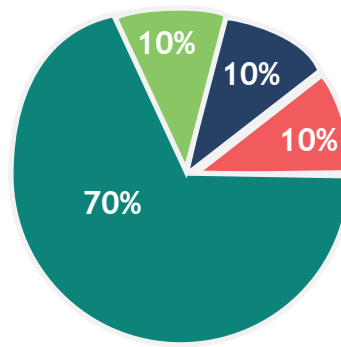
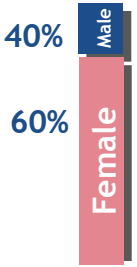


Demographic Profile

Age




Gender



- White
- Black/ African American
- American Indian/ Alaskan Native
- Unknown

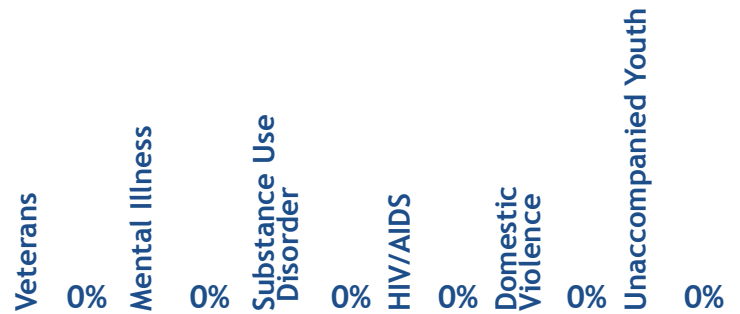
Ethnicity:
10 % Hispanic/Latino

Living Situation

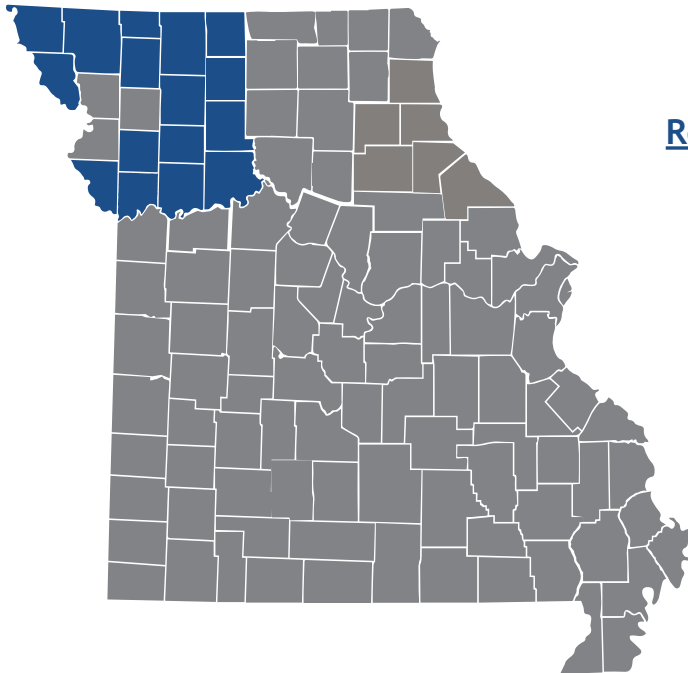
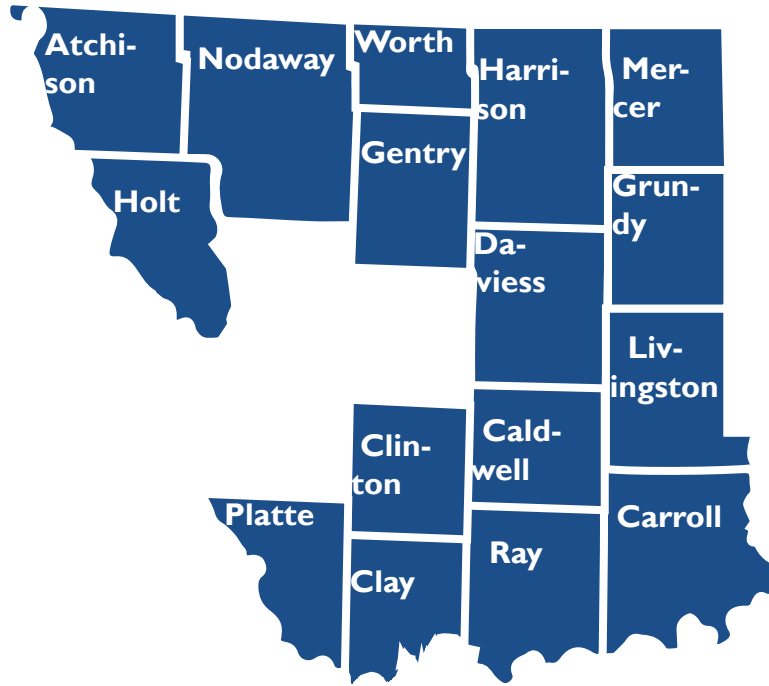


Chronically Homeless Households: 0
Chronically Homeless Families: 0

Sub-populations



Region Four Overview



Reported Reasons For Unsheltered Homelessness

Eviction	10
Divorce	10
Substance Use	8
Physical Disability	2
Mental Health	4
No Income	12
Sexual Orientation	1
Other	3

Region Four Overview

Sheltered

Total People: 185



Total Households: 101

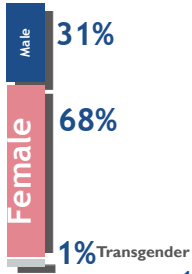
Unsheltered

Total People: 53

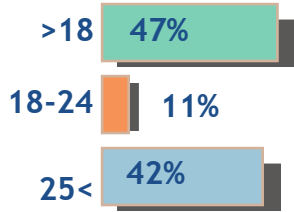


Total Households: 34

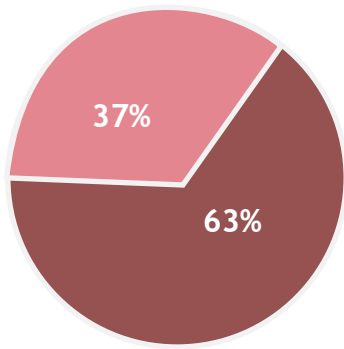
Gender



Age

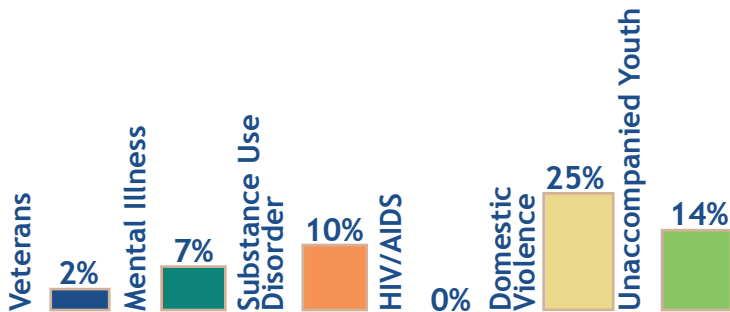


Ethnicity:
6% Hispanic/Latino



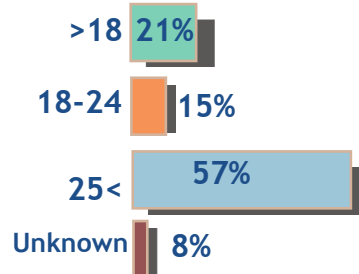
Emergency Shelter
Transitional

Chronically Homeless Households: 5
Chronically Homeless Families: 3

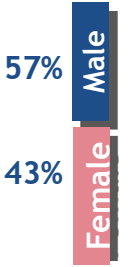


Demographic Profile

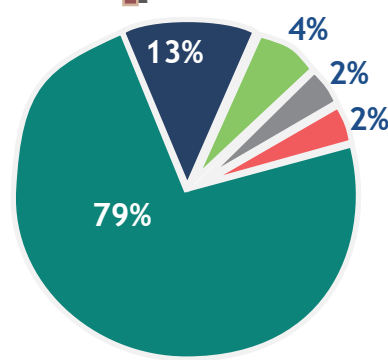
Age



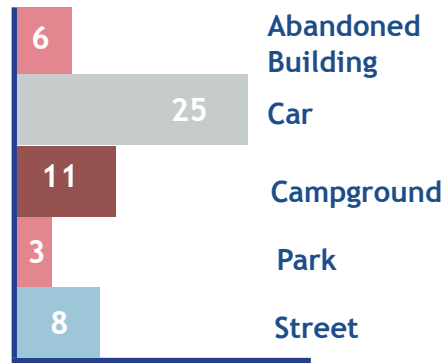
Gender



Ethnicity:
6% Hispanic/Latino

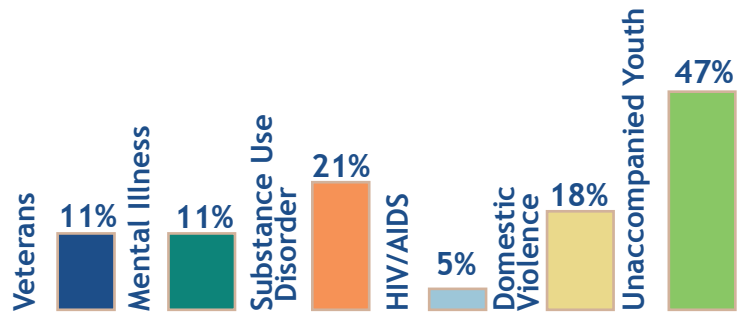


Living Situation

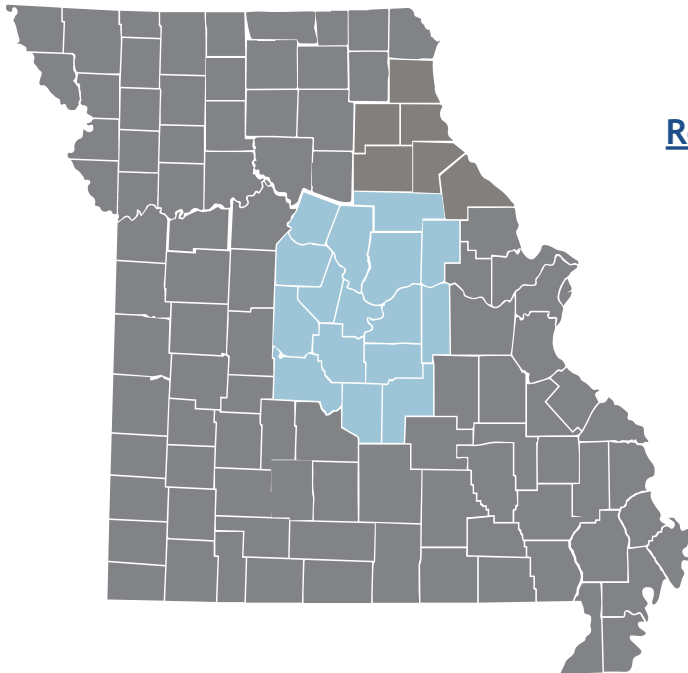
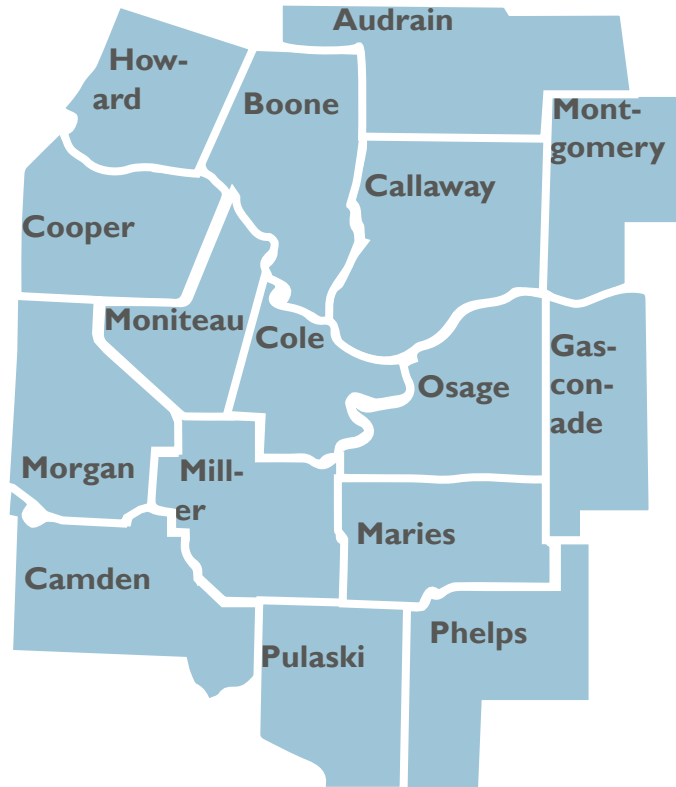


Chronically Homeless Households: 8
Chronically Homeless Families: 0

Sub-populations



Region Five Overview



Reported Reasons For Unsheltered Homelessness

Eviction	16
Divorce	9
Substance Use	22
Physical Disability	10
Mental Health	29
No Income	36
Other	1
Refused	1

Region Five Overview

Sheltered

Total People: 377



Total Households: 270

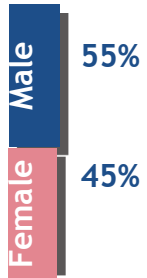
Unsheltered

Total People: 62

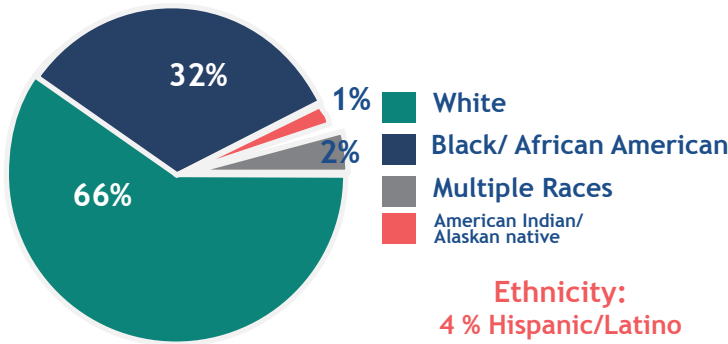
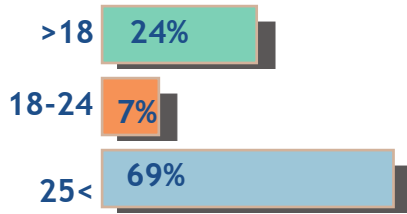


Total Households: 55

Gender

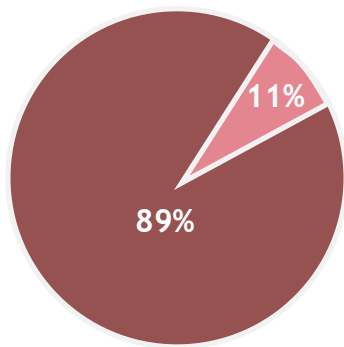


Age

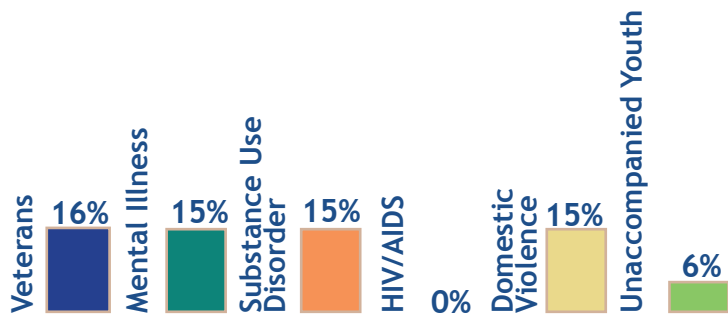


Ethnicity:
4 % Hispanic/Latino

Emergency Shelter
Transitional

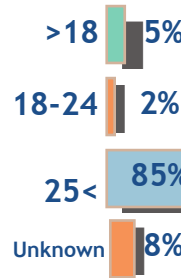


Chronically Homeless Households: 95
Chronically Homeless Families: 2

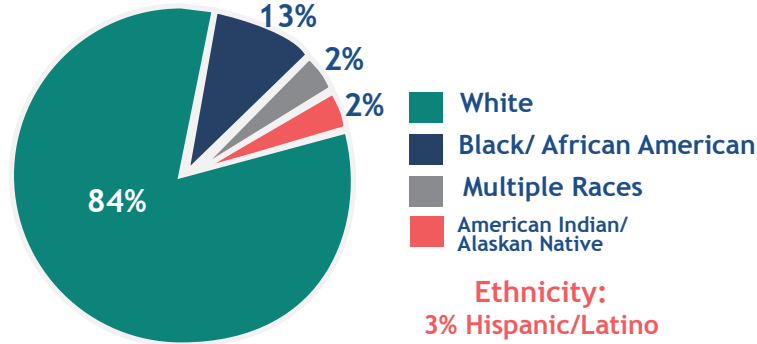
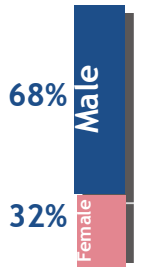


Demographic Profile

Age

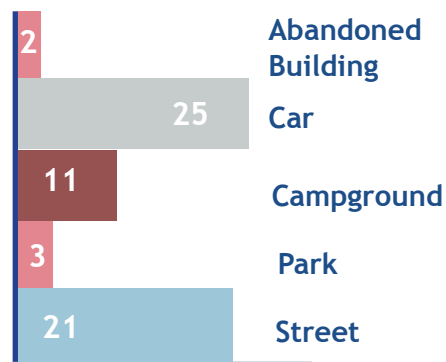


Gender



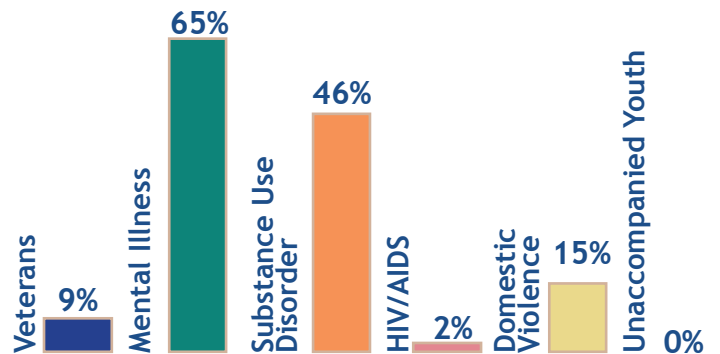
Ethnicity:
3% Hispanic/Latino

Living Situation

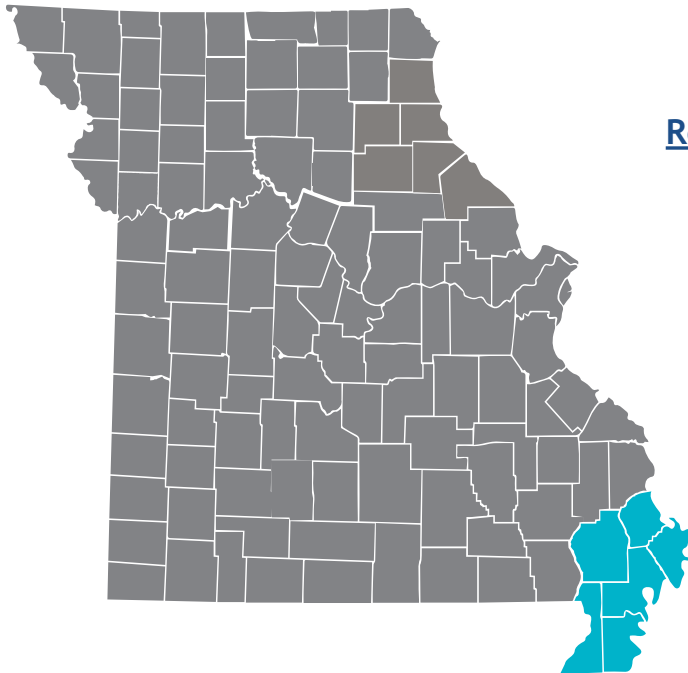


Chronically Homeless Households: 1
Chronically Homeless Families: 0

Sub-populations



Region Six Overview



Reported Reasons For Unsheltered Homelessness

Eviction	9
Divorce	11
Substance Use	6
Mental Health	4
No Income	4
Other	1

Region Six Overview

Sheltered

Total People: 57



Total Households: 39



Unsheltered

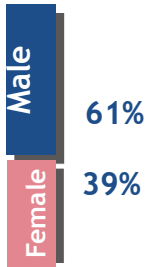
Total People: 25



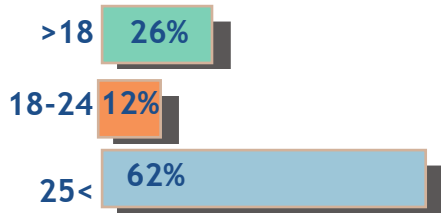
Total Households: 17



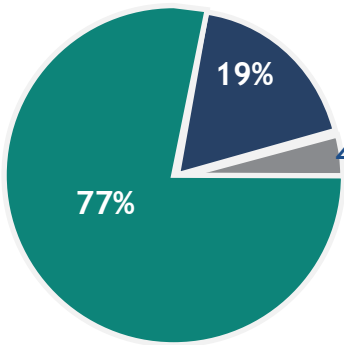
Gender



Age



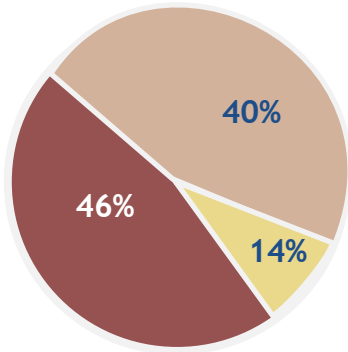
Demographic Profile



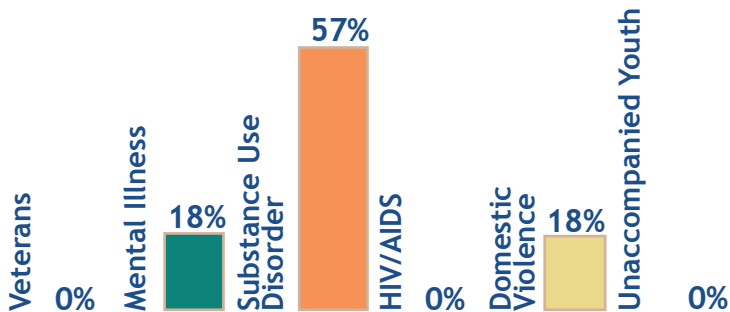
- White
- Black/ African American
- Multiple Races

Ethnicity:
0 % Hispanic/Latino

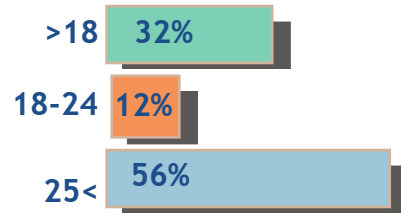
- Emergency Shelter
- Transitional
- Safe Haven



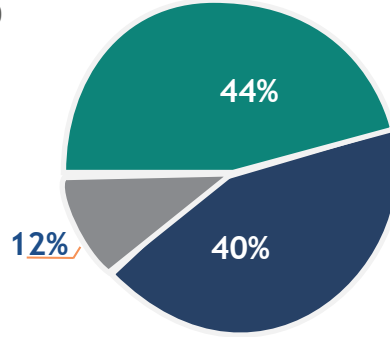
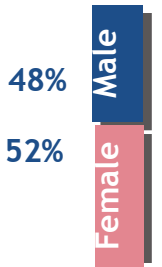
Chronically Homeless Households: 11
Chronically Homeless Families: 2



Age



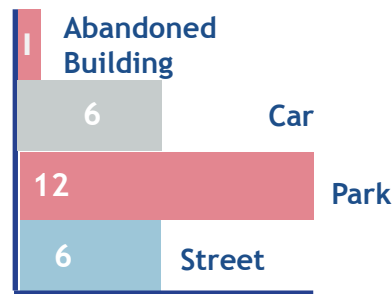
Gender



- White
- Black/ African American
- Multiple Races

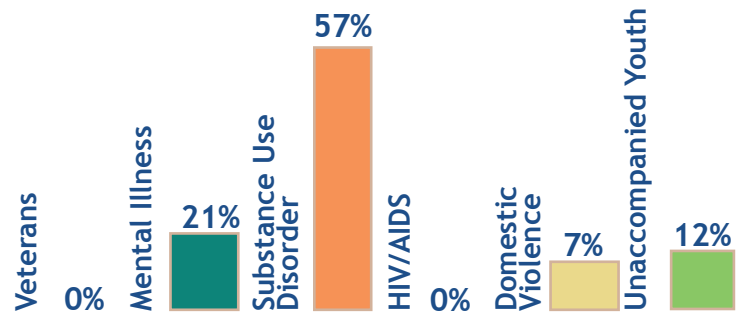
Ethnicity:
0 % Hispanic/Latino

Living Situation

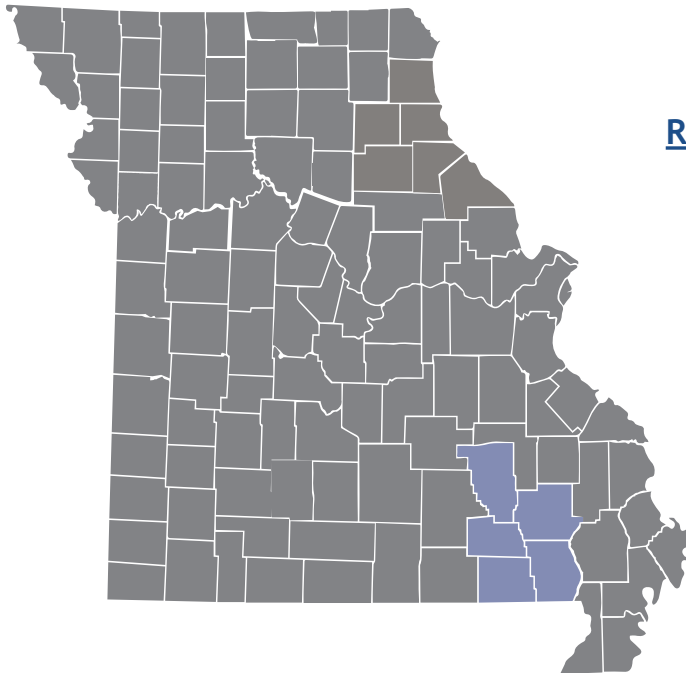
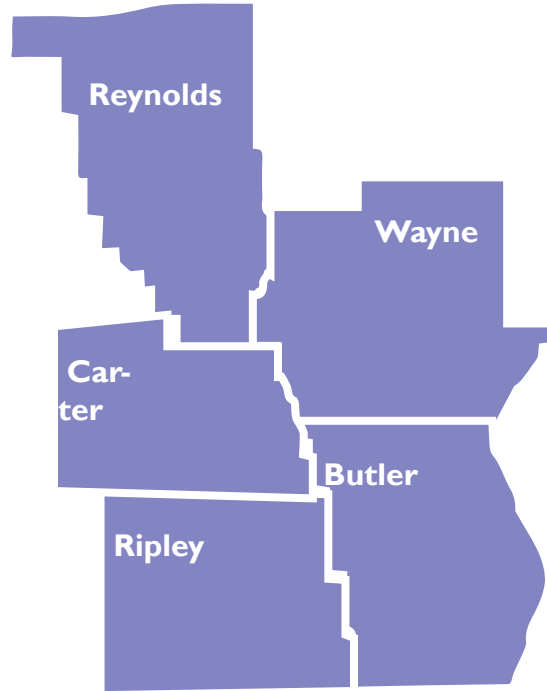


Chronically Homeless Households: 4
Chronically Homeless Families: 0

Sub-populations



Region Seven Overview



Reported Reasons For Unsheltered Homelessness

Eviction	13
Divorce	7
Substance Use	12
Mental Health	10
No Income	23

Region Seven Overview

Sheltered

Total People: 70



Total Households: 61

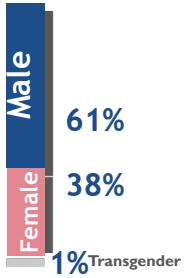
Unsheltered

Total People: 23

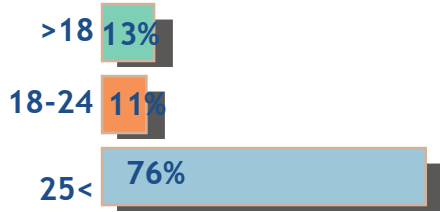


Total Households: 16

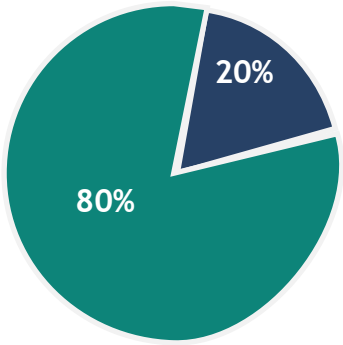
Gender



Age



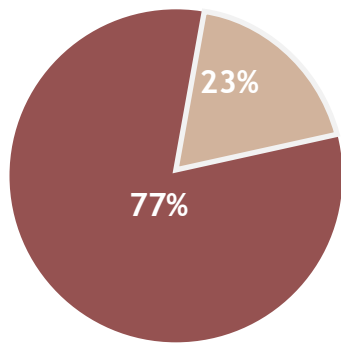
Demographic Profile



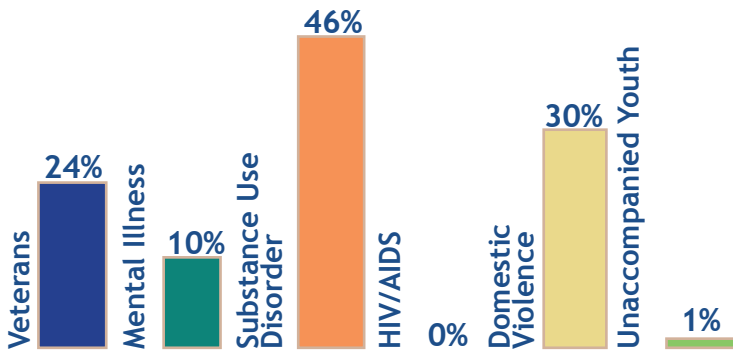
White
Black/ African American

Ethnicity:
0 % Hispanic/Latino

Emergency Shelter
Transitional

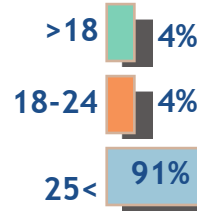


Chronically Homeless Households: 3
Chronically Homeless Families: 2

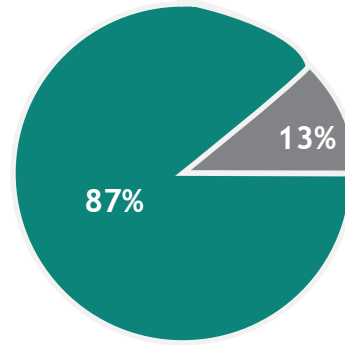
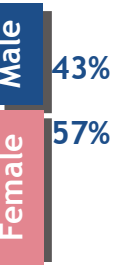


Sub-populations

Age




Gender



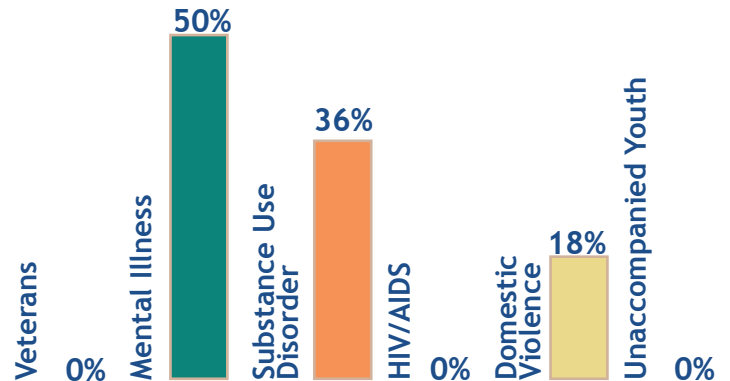
White
Multiple Races

Ethnicity:
0 % Hispanic/Latino

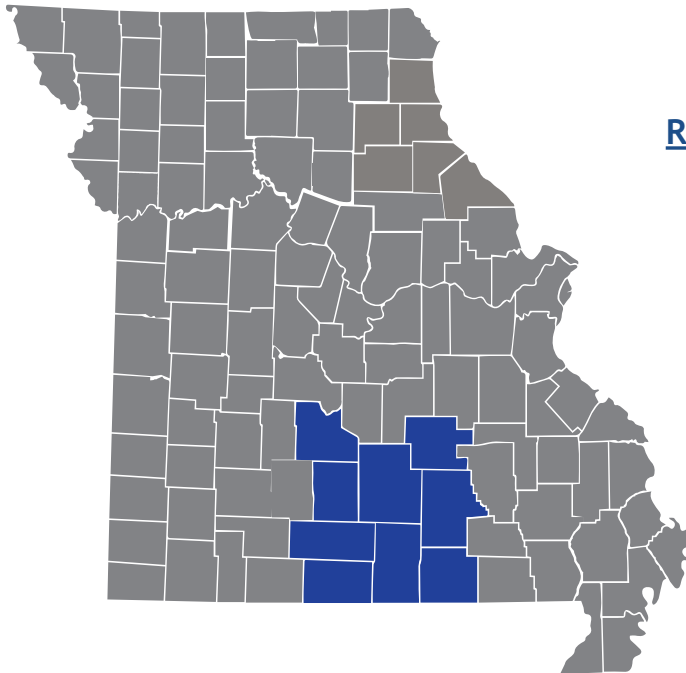
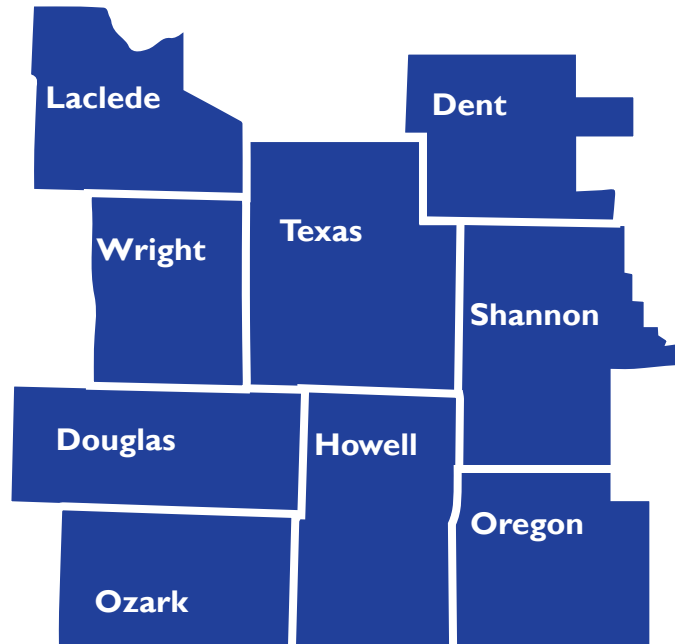
Living Situation



Chronically Homeless Households: 4
Chronically Homeless Families: 0



Region Eight Overview



Reported Reasons For Unsheltered Homelessness

Eviction	1
Divorce	4
Substance Use	2
Mental Health	3
No Income	7
Other	3
Refused	1

Region Eight Overview

Sheltered

Total People: 43



Total Households: 32



Unsheltered

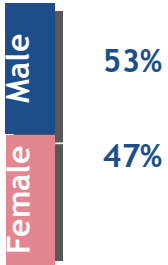
Total People: 28



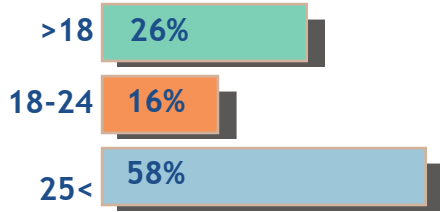
Total Households: 16



Gender

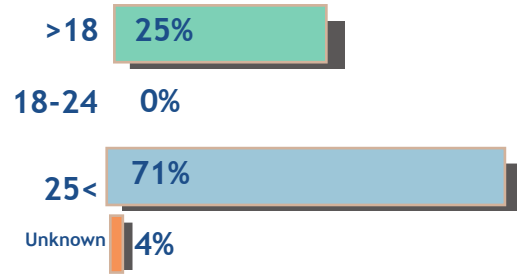


Age

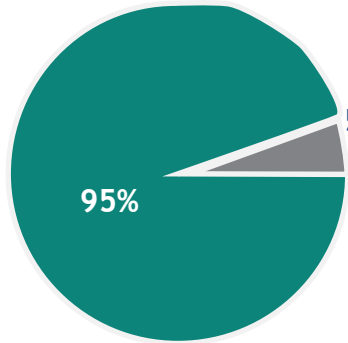
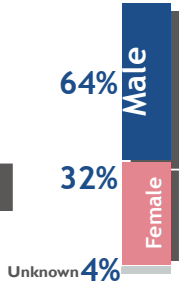


Demographic Profile

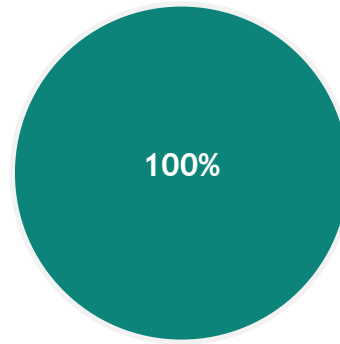
Age



Gender

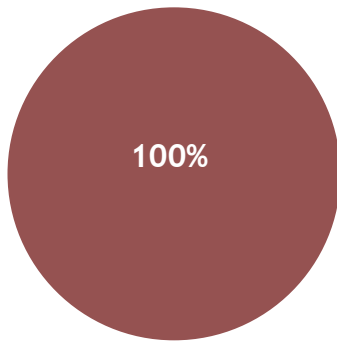


Ethnicity:
0 % Hispanic/Latino




Ethnicity:
0 % Hispanic/Latino

Emergency Shelter

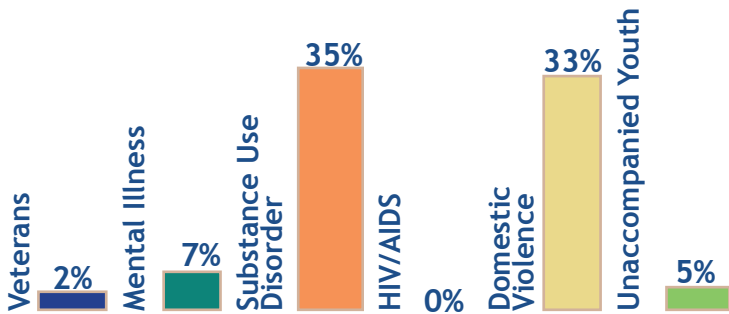


Living Situation

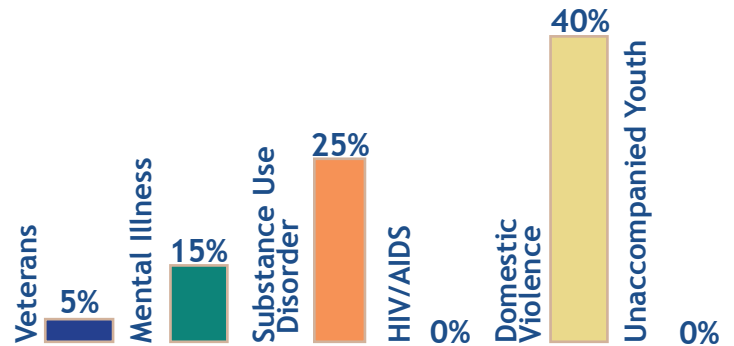


Chronically Homeless Households: 13
Chronically Homeless Families: 5

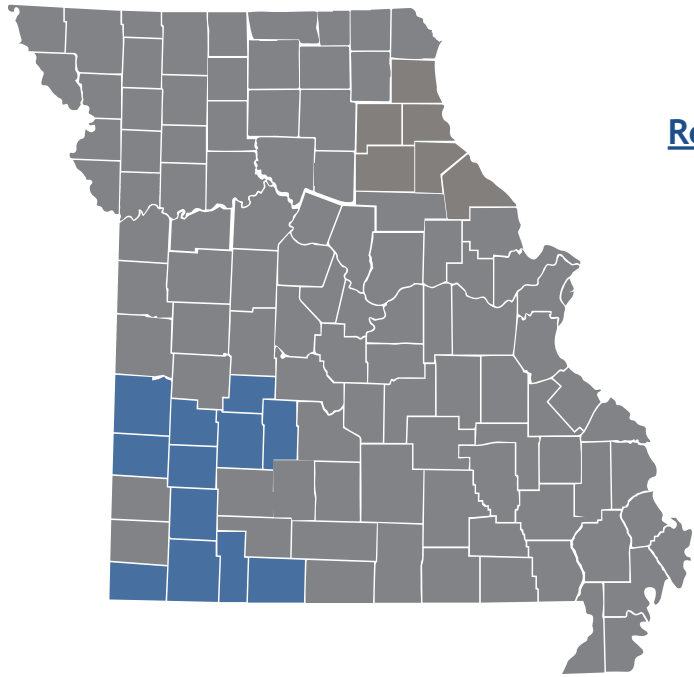
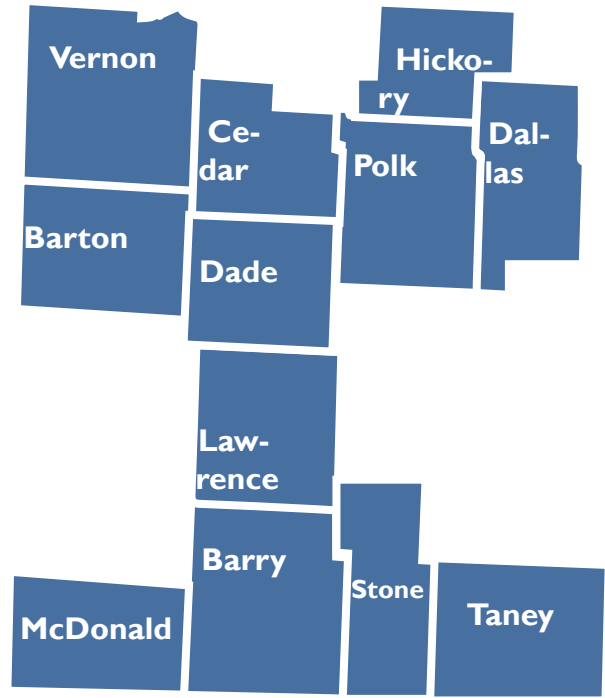
Chronically Homeless Households: 2
Chronically Homeless Families: 0



Sub-populations



Region Nine Overview



Reported Reasons For Unsheltered Homelessness

Eviction	1
Divorce	3
No Income	9
Physical Disability	2

Region Nine Overview

Sheltered

Total People: 44



Total Households: 33



Unsheltered

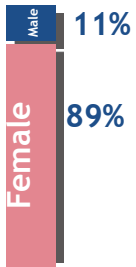
Total People: 17



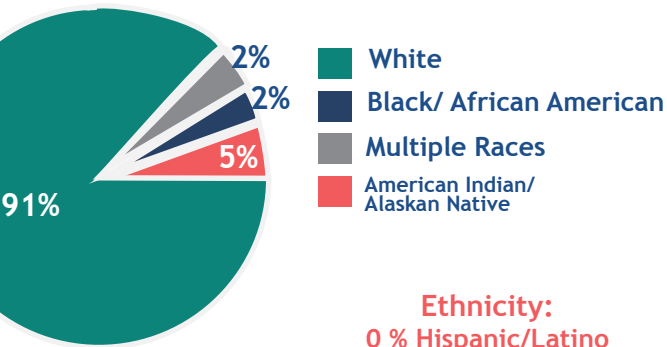
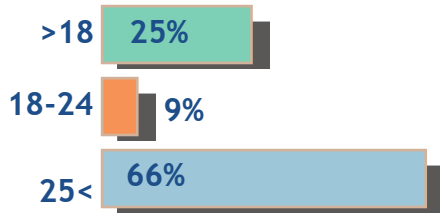
Total Households: 12



Gender

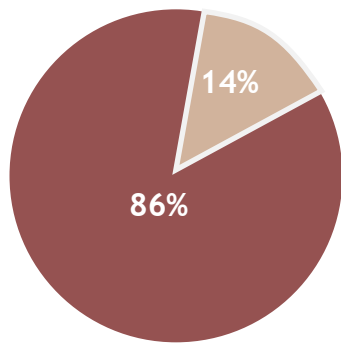


Age

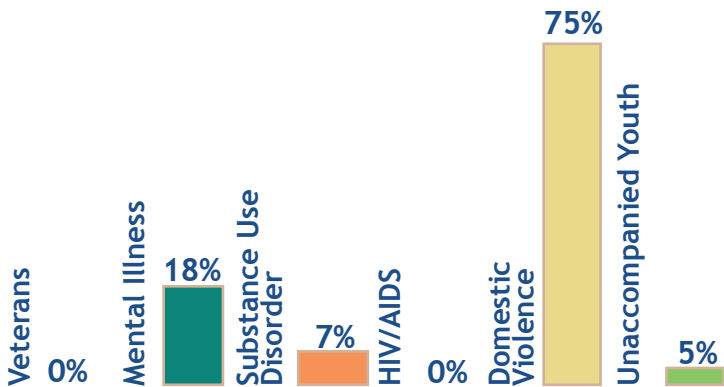


Ethnicity:
0 % Hispanic/Latino

Emergency Shelter
Transitional

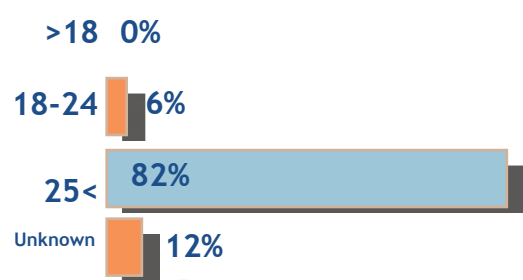


Chronically Homeless Households: 12
Chronically Homeless Families: 4

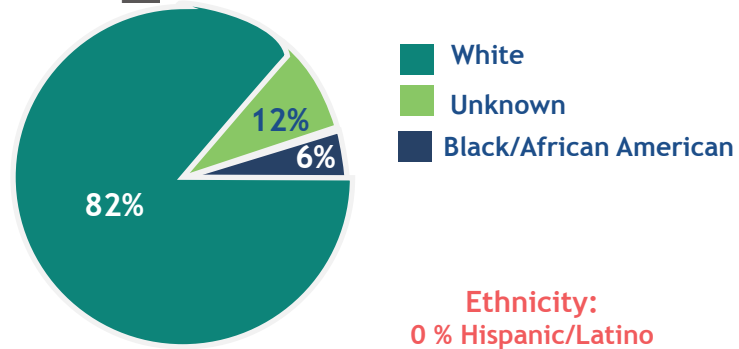
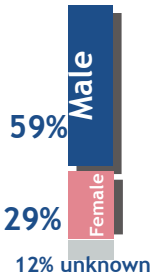


Demographic Profile

Age




Gender



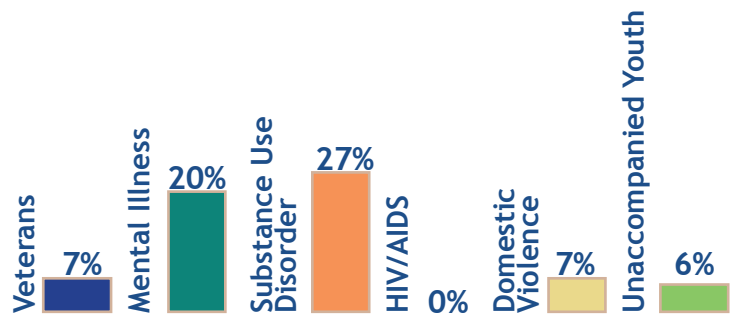
Ethnicity:
0 % Hispanic/Latino

Living Situation

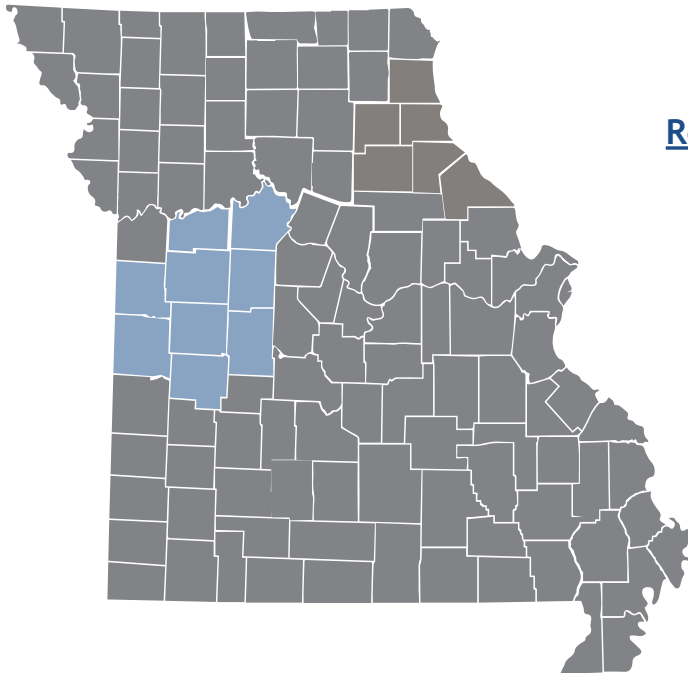
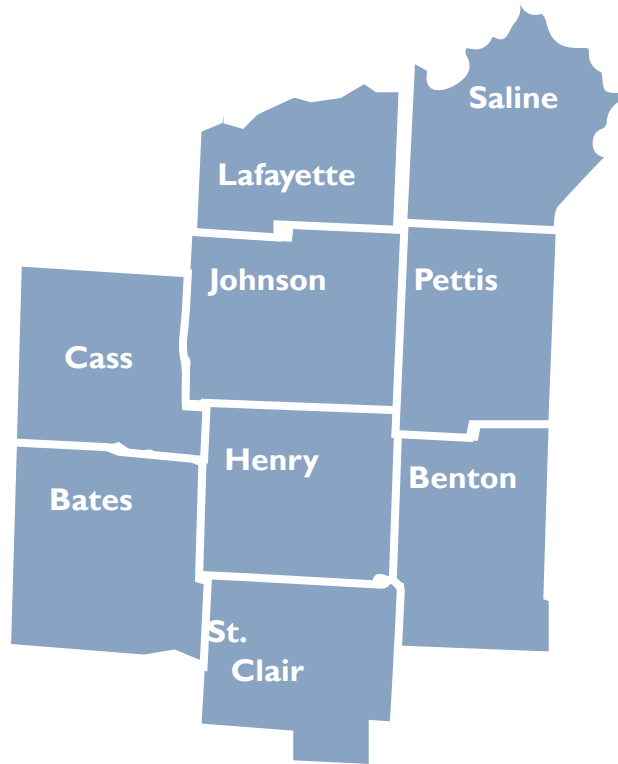


Chronically Homeless Households: 1
Chronically Homeless Families: 0

Sub-populations



Region Ten Overview



Reported Reasons For Unsheltered Homelessness

Eviction	9
Divorce	11
Substance Use	6
Mental Health	4
No Income	4
Other	1

Region Ten Overview

Sheltered

Total People: 104



Total Households: 69



Unsheltered

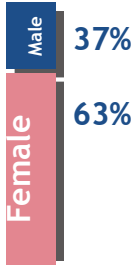
Total People: 56



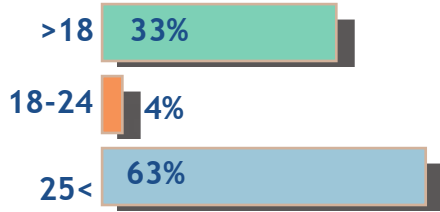
Total Households: 38



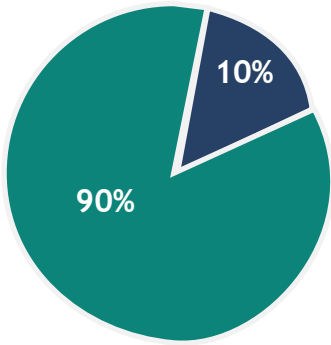
Gender



Age



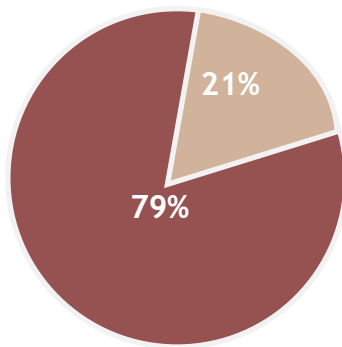
Demographic Profile



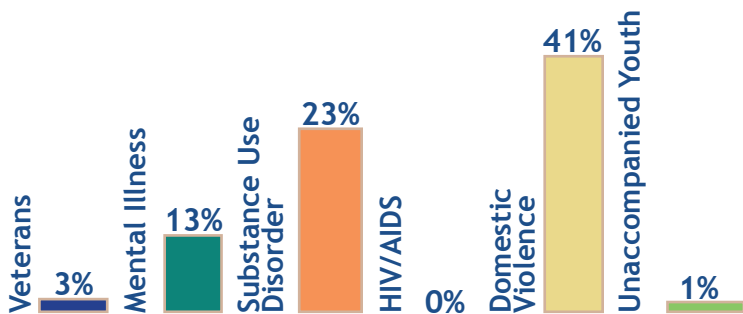
White
Black/ African American

Ethnicity:
15% Hispanic/Latino

Emergency Shelter
Transitional

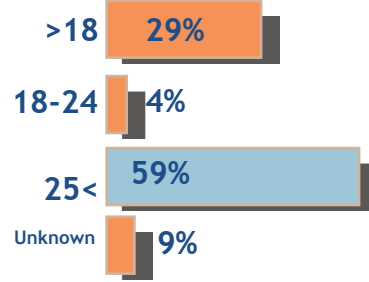


Chronically Homeless Households: 5
Chronically Homeless Families: 2

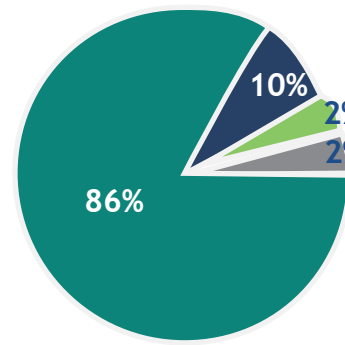
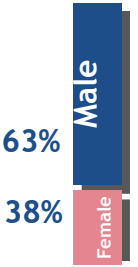


Sub-populations

Age



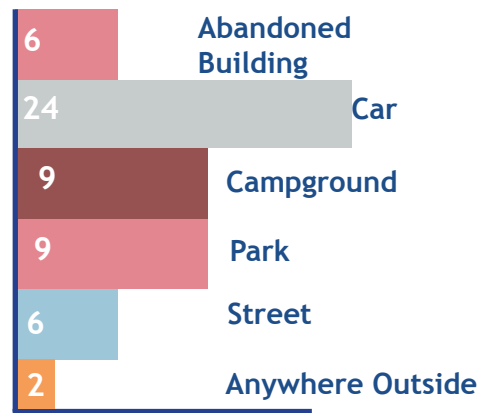
Gender



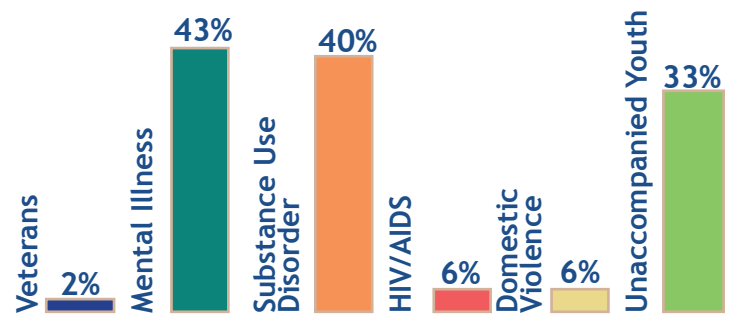
White
Black African/American
Multiple Races
Unknown

Ethnicity:
5 % Hispanic/Latino

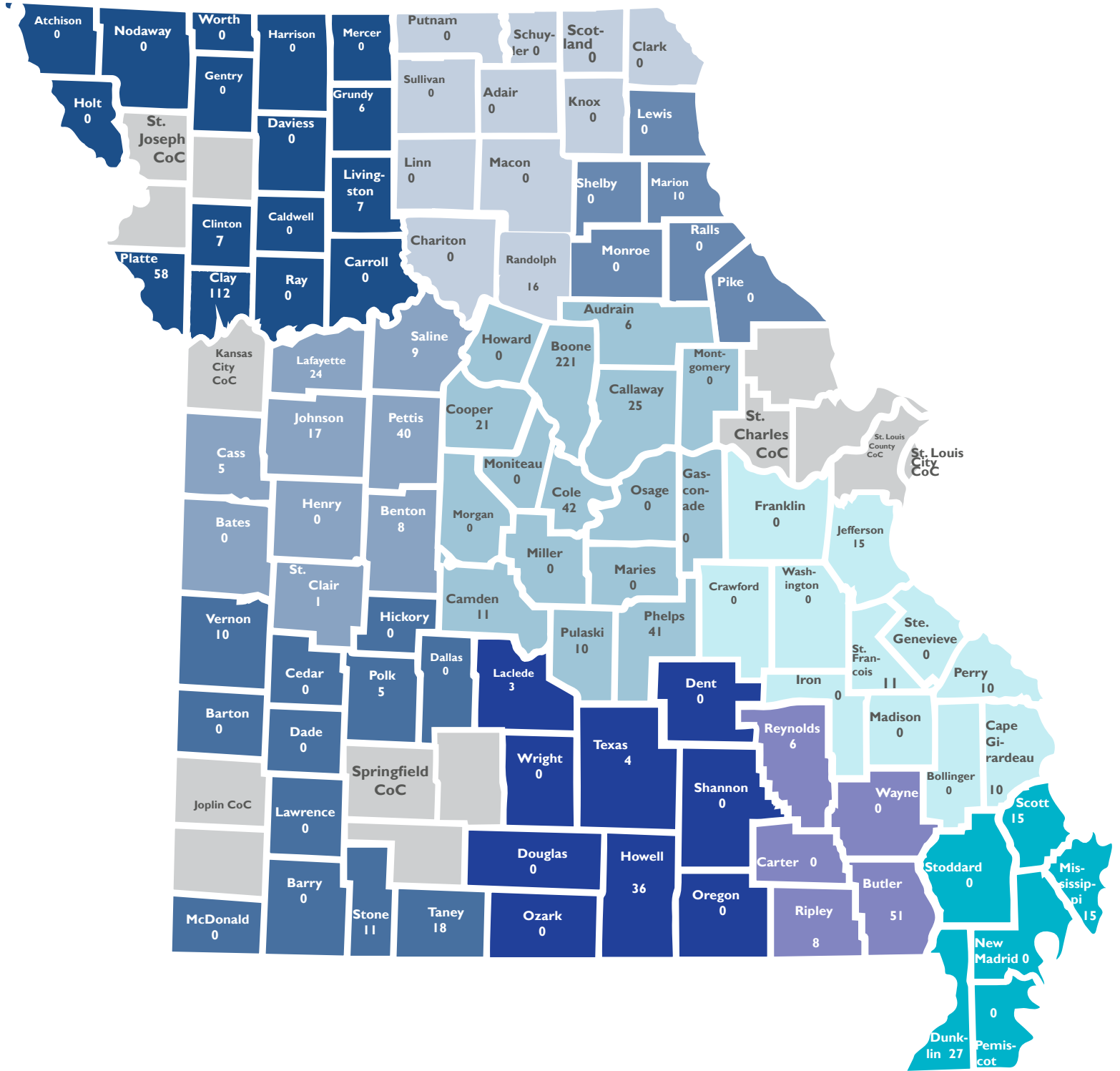
Living Situation



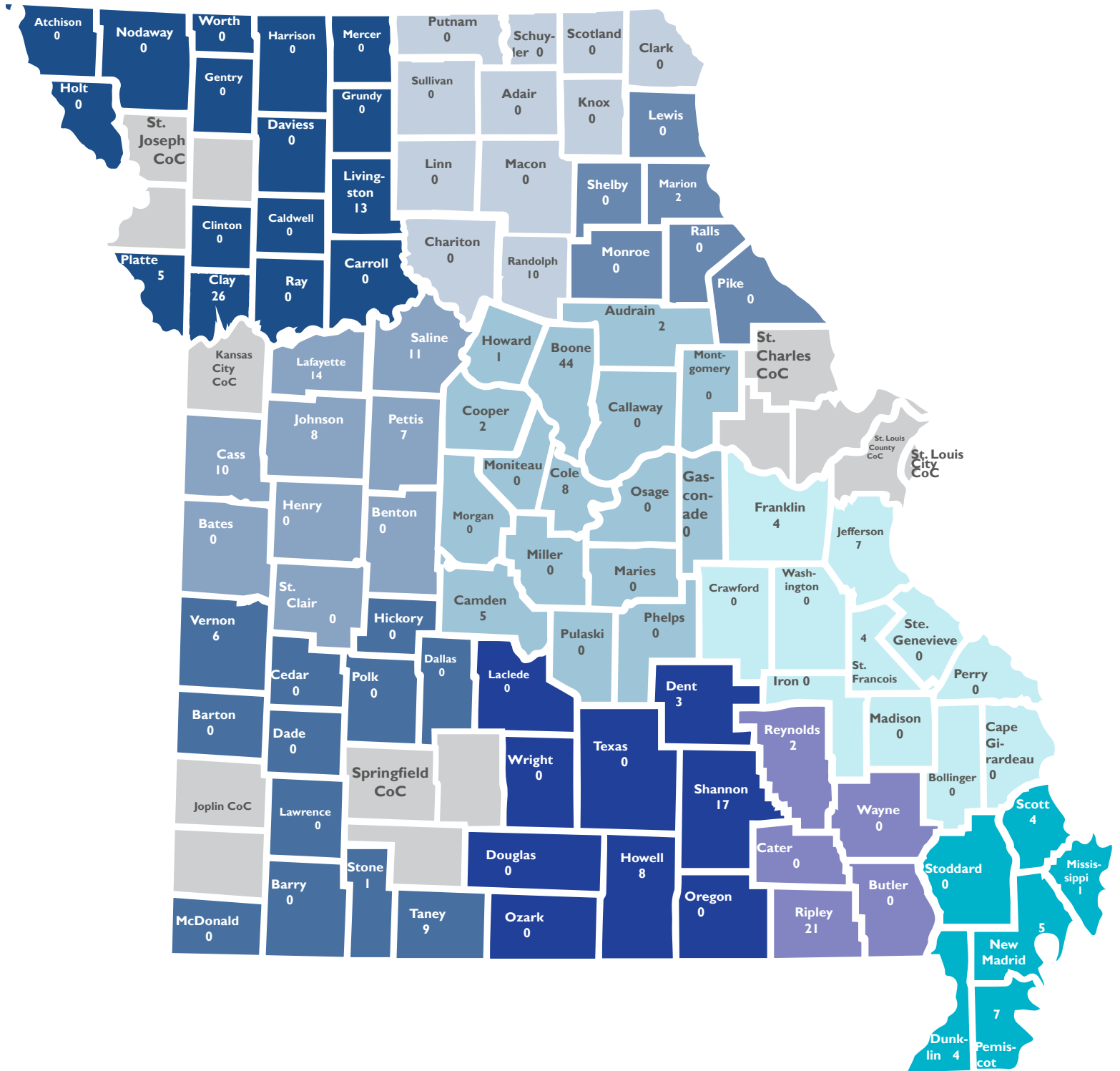
Chronically Homeless Households: 6
Chronically Homeless Families: 0



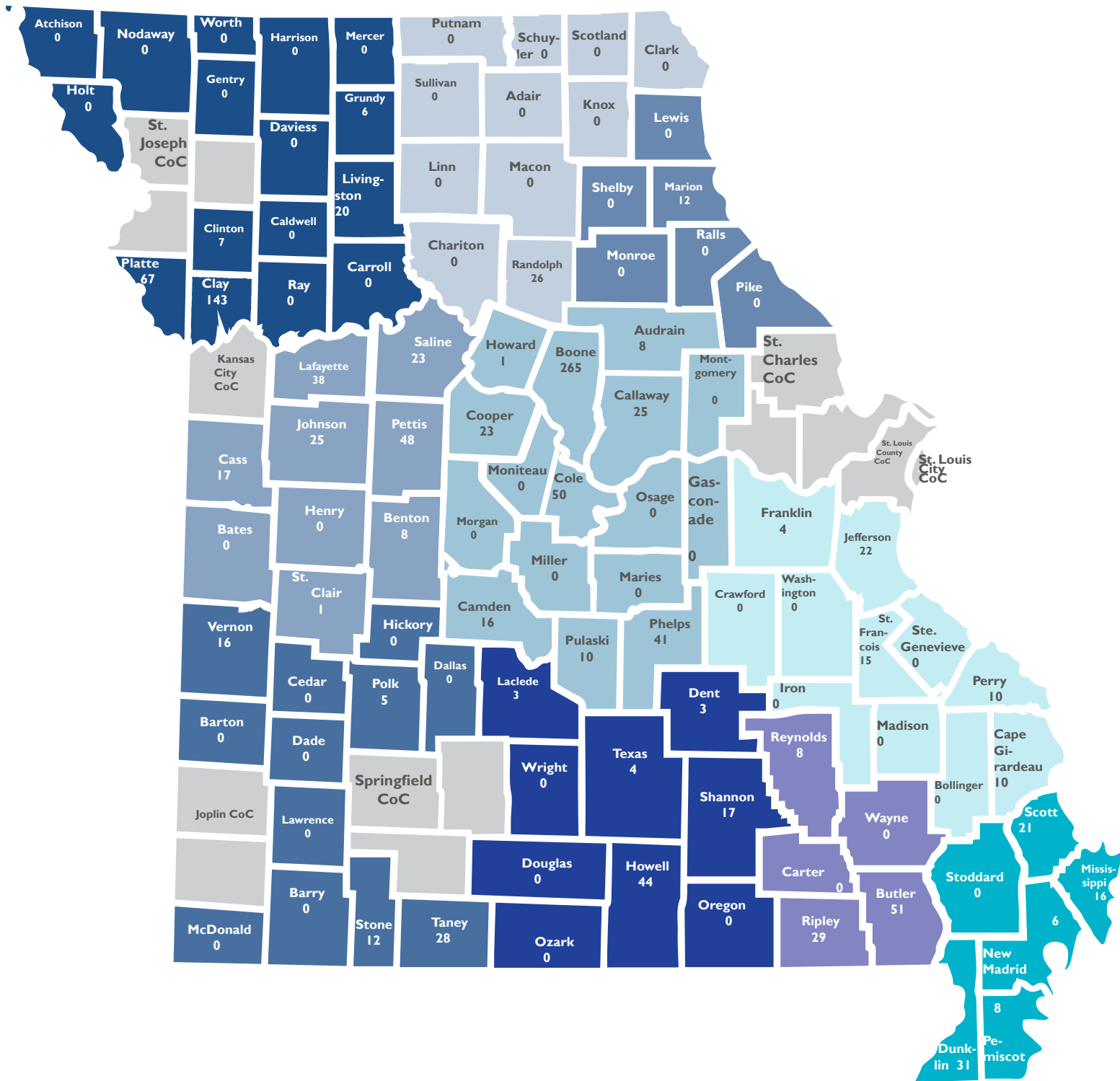
Sheltered Totals by County



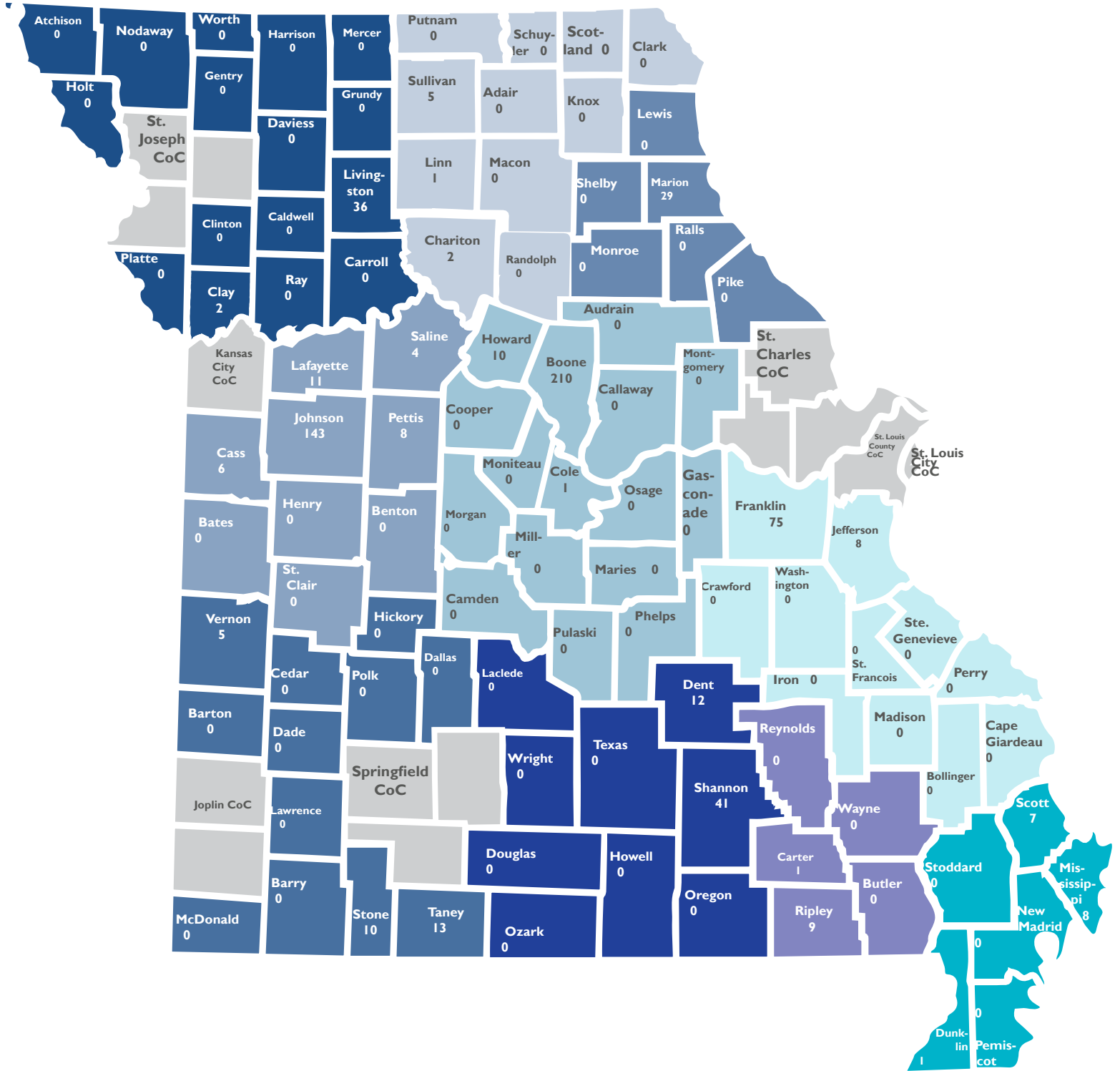
Unsheltered Totals by County



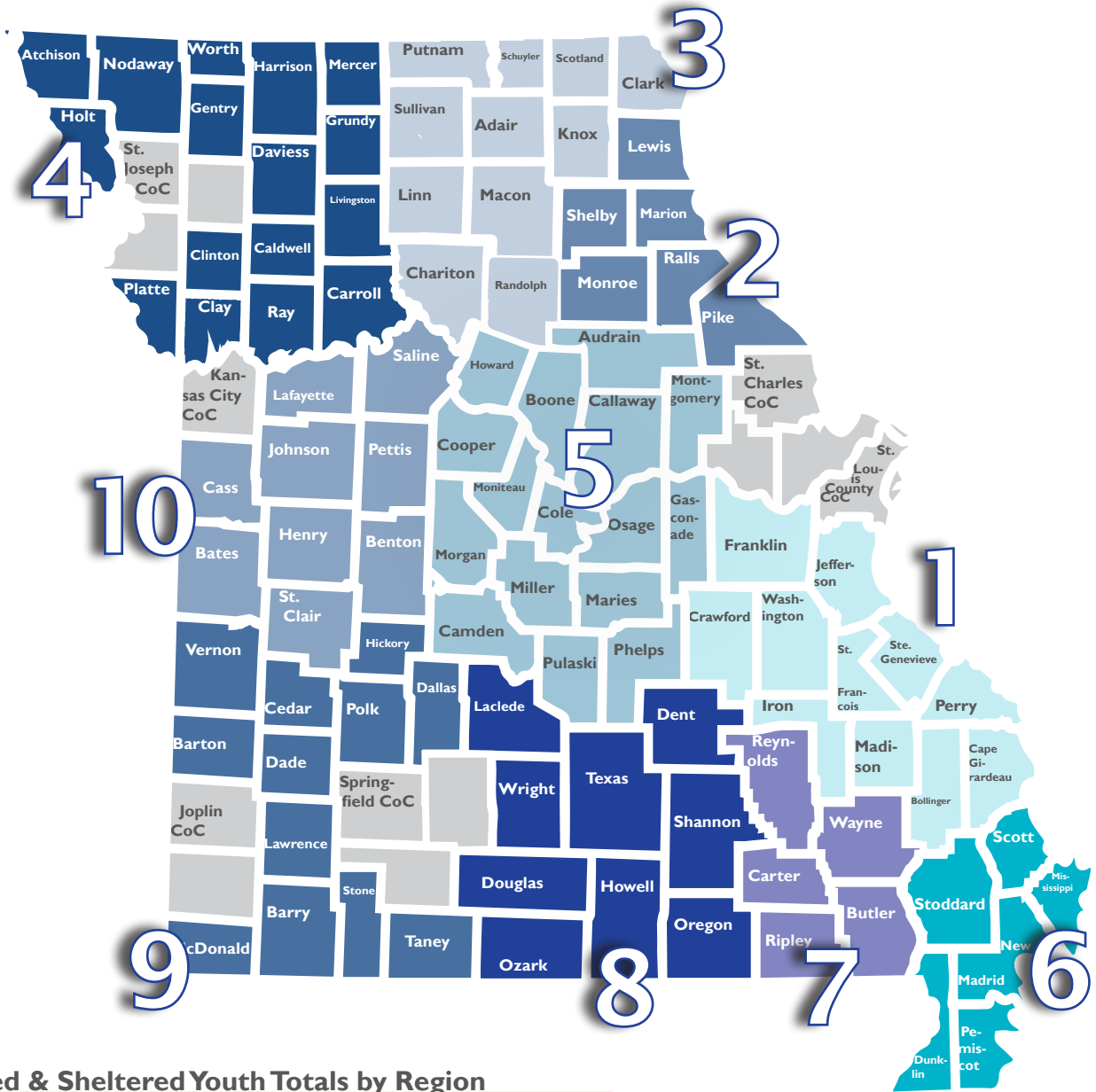
Statewide Totals by County



Reported Doubled-Up Overview



Youth Homelessness Totals by Region



Unsheltered & Sheltered Youth Totals by Region

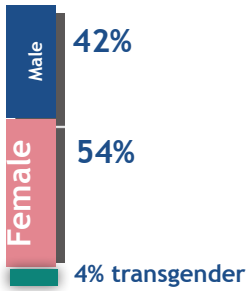
Region One:	4	Region Six:	6
Region Two:	0	Region Seven:	6
Region Three:	0	Region Eight:	13
Region Four:	53	Region Nine:	7
Region Five:	45	Region Ten:	12

Doubled Up Youth Totals by Region

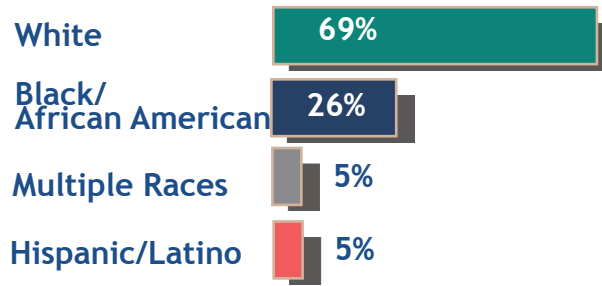
Region One:	2	Region Six:	8
Region Two:	4	Region Seven:	2
Region Three:	1	Region Eight:	31
Region Four:	39	Region Nine:	5
Region Five:	5	Region Ten:	0

Youth Homelessness Overview

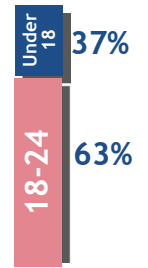
Gender



Race and Ethnicity



Age



	Sheltered	Transitional	Unsheltered	Totals
Total Number of Unaccompanied Youth Households	45	6	18	69
Total Number of Unaccompanied Youth	50	6	20	76
Number of Unaccompanied Children (Under 18)	18	2	8	28
Number of Unaccompanied Young Adults	32	4	12	48

Unsheltered Youth Survey Results

→ Reasons for Homelessness:

Can't get along with parents:	5
Physical Disability:	1
Juvenile Justice:	3
Alcohol or Drug Use:	3
Can't Afford Own Housing:	3
Mental Health:	1
Unsafe or Unsanitary Home:	3
Ran Away:	1
No Employment:	3

→ Household Status:

High School Diploma:	7
Currently Enrolled:	3
Paycheck or financial income:	5
Public benefits:	4
Previous Foster Care History:	3
Juvenile Justice History:	5
Currently a parent/expecting to be:	1
Chronically Homeless:	1

→ Household Sub-population:

Veteran:	1
Mental Health:	3
Domestic Violence:	2
Substance Use Disorder:	6
HIV/AIDS:	0

→ Unsheltered Location:

Abandoned Building:	3
Public Business:	4
Refused but unsheltered:	2
Campground:	3
Car/Vehicle:	3
Anywhere Outside:	6

→ Sexual Orientation

Straight:	7
Gay/Lesbian:	0
Bisexual:	2
Unsure/Questioning:	2
Refused:	6

