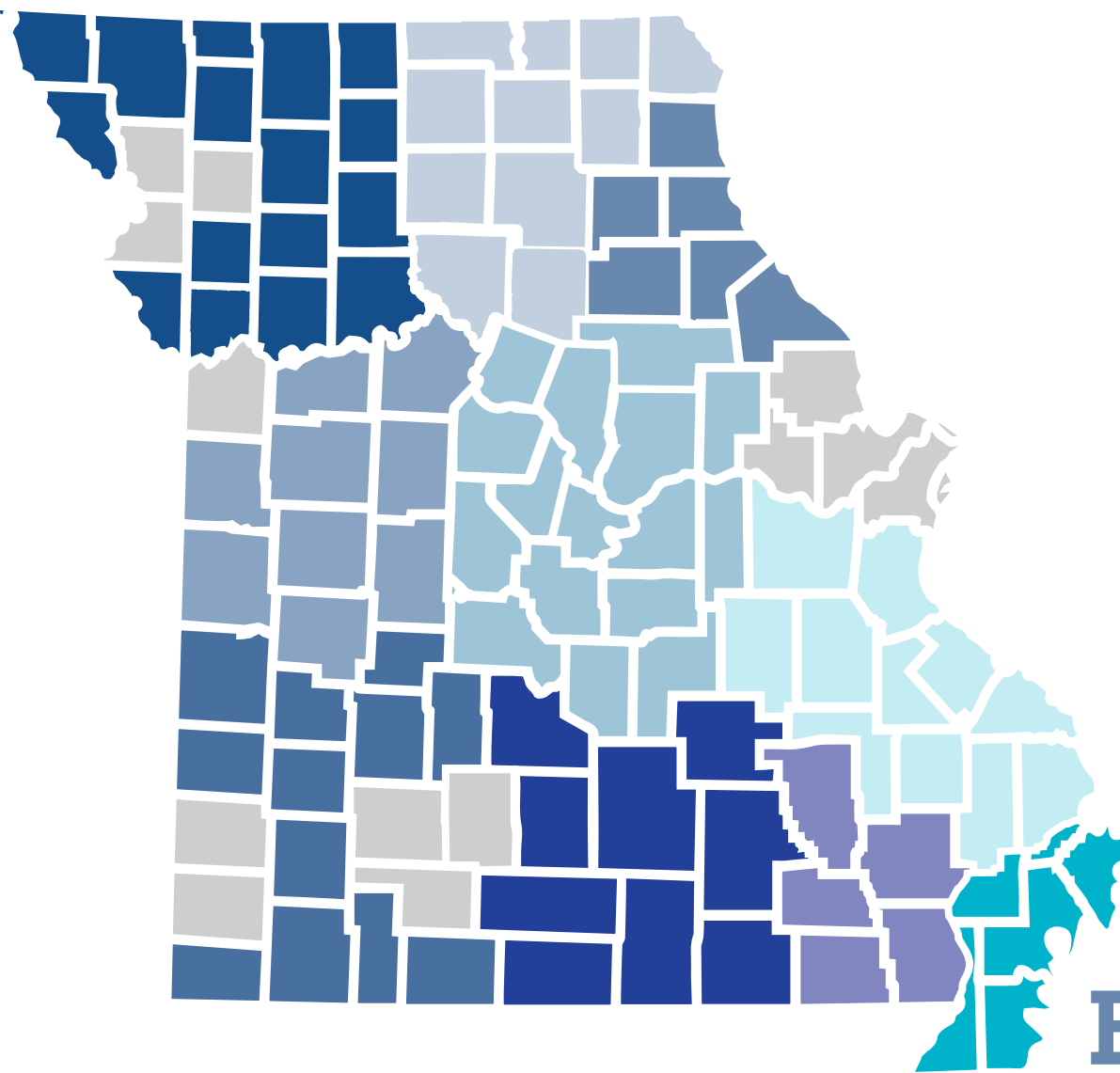


2018 Missouri Balance of State



Report of Sheltered and Unsheltered Point-In-Time Count of Homelessness

January 24, 2018

Missouri Balance of State 2018 Point-In-Time Count Report

January 24, 2018

Methodology

The data in this report was gathered from 101 counties in the Missouri Balance of State Continuum of Care (Mo BoS CoC) during the night of January 24, 2018. The U.S. Department of Housing and Urban Development (HUD) requires that CoC's conduct an annual count of people experiencing homelessness in emergency shelter, transitional housing, and Safe Havens on a single night. CoC's are also required to conduct a count of those experiencing unsheltered homelessness at least bi-annually.

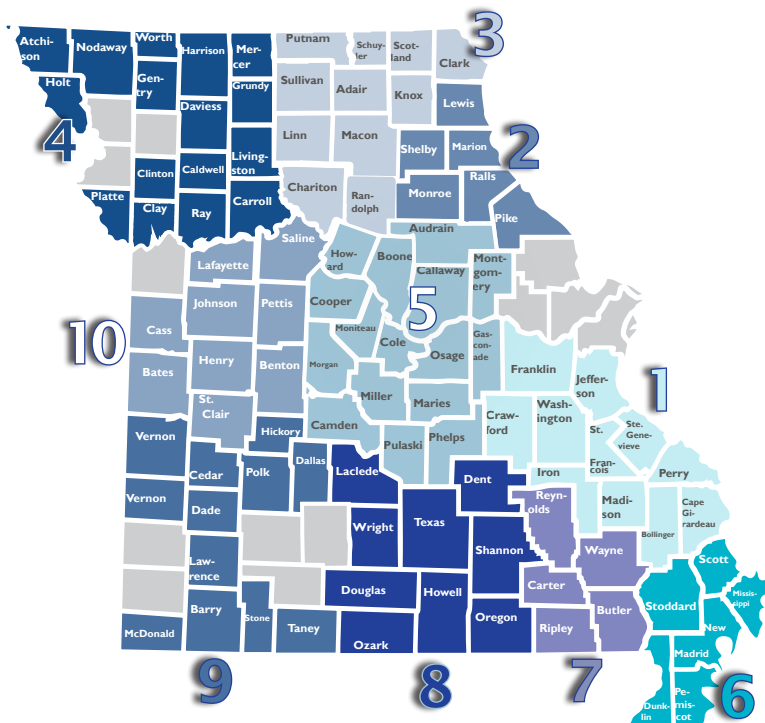
Sheltered Homelessness: An individual or family in emergency shelters and transitional housing projects must be counted as sheltered homeless persons.

Unsheltered Homelessness: An individual or family who lacks a fixed, regular, and adequate nighttime residence, meaning: sleeping in a place not designed for or ordinarily used as a regular sleeping accommodation, including a car, park, abandoned building, bus or train station, airport, camping ground, or other place not meant for human habitation.

The Mo BoS CoC Point-in-Time (PIT) Count planning team consisted of the CoC Data Committee, Mo BoS CoC Collaborative Applicant, HMIS lead agency, service providers, and community volunteers. The planning team utilized the HUD CPD-1708 notice to guide the data collection tools utilized for the count. The January 2018 PIT Count implemented the use of an online portal for survey completion to allow for better data quality, faster processing time of data, and geo tagging to utilize for CoC planning purposes.

When comparing data from year-to-year, reviewers should consider the changes in methodology and utilize this data as a guide to understanding the general trends of homelessness in Mo BoS CoC.

Overview



1,346 Number of People Experiencing Homelessness

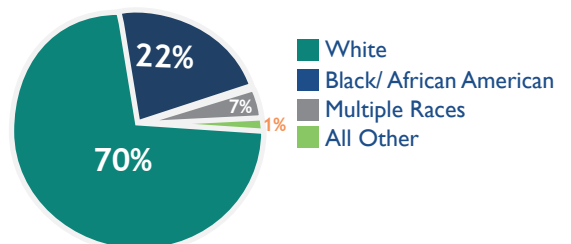
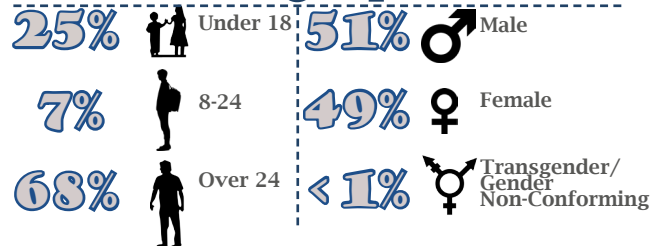
948 Unique Households

Unsheltered People



Sheltered People

Demographics



Ethnicity: 5% Hispanic/Latino

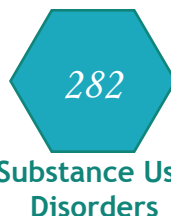
What does homelessness Look Like?



Chronic Homelessness 250 Individuals

“A homeless individual or family residing in an emergency shelter, safe haven, or place not meant for human habitation for one year continuously or with four instances of homelessness that total twelve months or longer. The person must also have a disability that is expected to be long-continuing or of indefinite duration and substantially impedes his or her ability to live independently.”

Homeless Subpopulations (among adults)



Unaccompanied Youth

Individual Youth: 106
Youth Households: 98

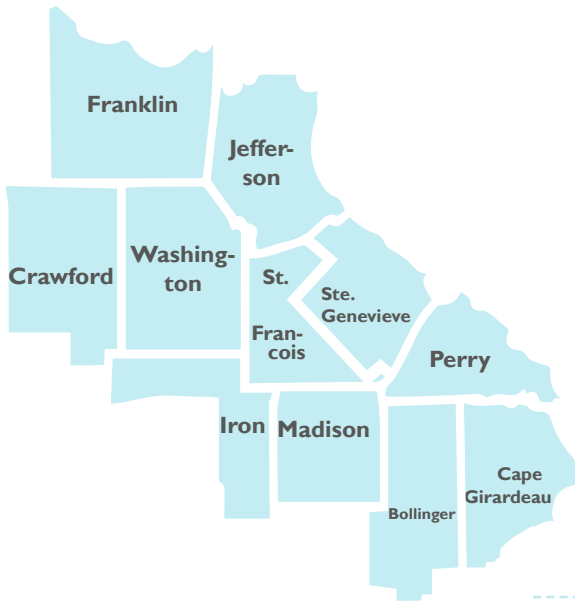


Veterans

112 TOTAL VETERANS	103 Male, 8 Female, 1 Transgender
24 Chronically Homeless Veterans	
112 VETERAN HOUSEHOLDS	
97 Sheltered Veterans, 15 Unsheltered	
78% White, 16% African American	
<1% Multiple Races, <1% Other, <1% Hispanic	
Thirteen Veteran Family Members	

Region 1

Unsheltered



Demographics

Age	17 & Under	3	
	18-24	5	
	25+	33	
	Unknown	7	
Gender	Male	27	
	Female	15	
	Transgender	0	
	Unknown	6	
	Race	White	33
African American		9	
Bi-Racial		0	
Unknown		6	
Other		0	
Ethnicity		Hispanic	0
		Non-Hispanic	48

Number of People: **48**
 Number of Households: **37**

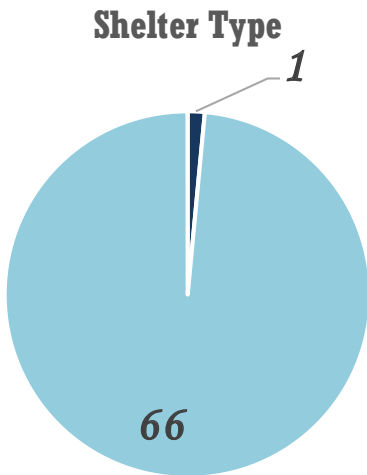
Franklin:	15
Jefferson:	4
Crawford:	0
Washington:	0
St. Francois:	5
Perry:	1
Cape Girardeau:	23
Madison:	0
Bollinger:	0
Iron:	0
St. Genevieve:	0

Sub-populations

1	2	6	0	9	3	6
Veteran	Domestic Violence	Substance Use Disorder	HIV/AIDS	Mental Illness	Chronic	Youth Households

Region 1

Sheltered



Demographics

Age	17 & Under	29	
	18-24	4	
	25+	34	
	Unknown	0	
Gender	Male	16	
	Female	51	
	Transgender	0	
	Unknown	0	
	Race	White	43
African American		19	
Bi-Racial		5	
Unknown		0	
Other		0	
Ethnicity		Hispanic	2
		Non-Hispanic	65

Number of People: **67**
 Number of Households: **38**

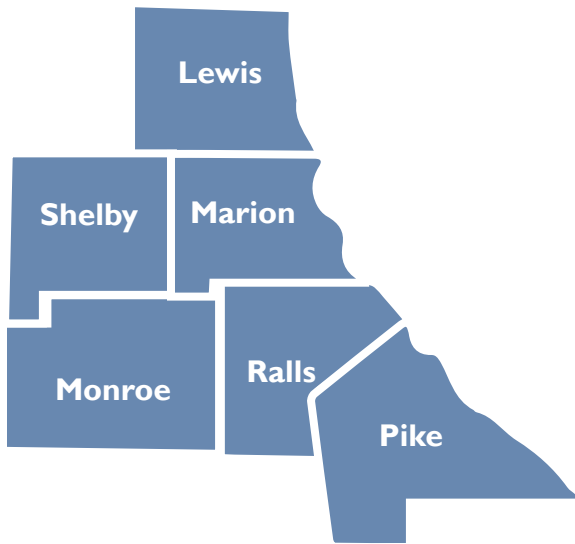
Franklin:	0
Jefferson:	18
Crawford:	0
Washington:	0
St. Francois:	27
Perry:	11
Cape Girardeau:	11
Madison:	0
Bollinger:	0
Iron:	0
St. Genevieve:	0

Sub-populations

1	38	19	0	16	28	2
Veteran	Domestic Violence	Substance Use Disorder	HIV/AIDS	Mental Illness	Chronic	Youth Households

■ Emergency Shelter ■ DV Shelter

Region 2
Unsheltered



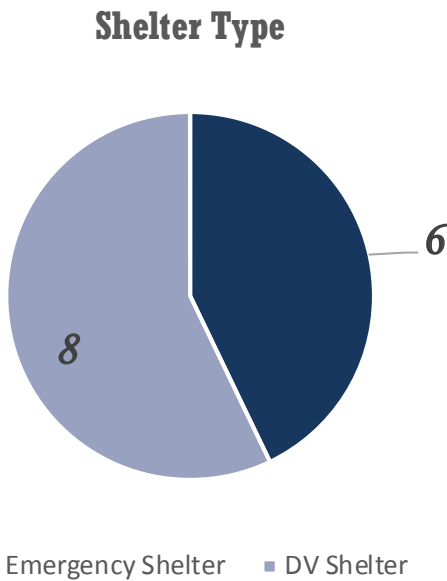
Demographics

Age	17 & Under	0	Number of People: 10 Number of Households: 10
	18-24	0	
	25+	9	
	Unknown	1	
Gender	Male	8	Lewis: 0
	Female	2	Shelby: 4
	Transgender	0	Marion: 5
	Unknown	0	Monroe: 0
	Race	White	7
	African American	1	Pike: 1
	Bi-Racial	1	
	Unknown	0	
	Other	1	
Ethnicity	Hispanic	0	
	Non-Hispanic	10	

Sub-populations

0	0	6	0	5	0	1
Veteran	Domestic Violence	Substance Use Disorder	HIV/AIDS	Mental Illness	Chronic	Youth Households

Region 2
Sheltered



Demographics

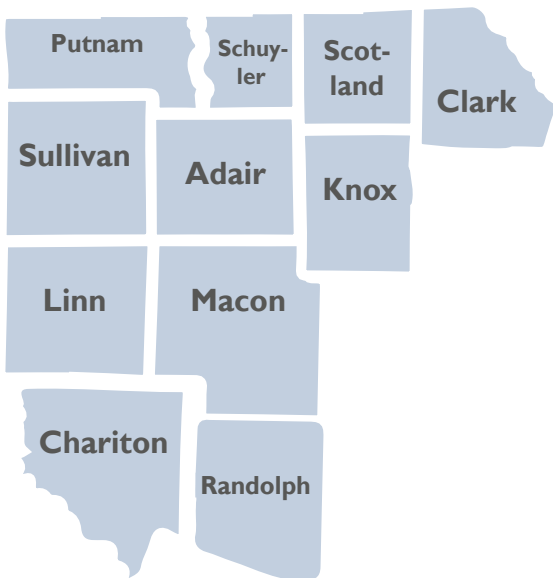
Age	17 & Under	2	Number of People: 14 Number of Households: 10
	18-24	0	
	25+	12	
	Unknown	0	
Gender	Male	6	Lewis: 0
	Female	8	Shelby: 0
	Transgender	0	Marion: 14
	Unknown	0	Monroe: 0
	Race	White	14
	African American	0	Pike: 0
	Bi-Racial	0	
	Unknown	0	
	Other	0	
Ethnicity	Hispanic	0	
	Non-Hispanic	14	

Sub-populations

0	7	9	0	6	0	0
Veteran	Domestic Violence	Substance Use Disorder	HIV/AIDS	Mental Illness	Chronic	Youth Households

Region 3

Unsheltered



Demographics

Age	17 & Under	1
	18-24	0
	25+	9
	Unknown	0
Gender	Male	5
	Female	5
	Transgender	0
	Unknown	0
Race	White	9
	African American	1
	Bi-Racial	0
	Unknown	0
	Other	0
Ethnicity	Hispanic	0
	Non-Hispanic	10

Number of People: **10**
 Number of Households: **9**

Putnam:	0
Schuyler:	0
Scotland:	0
Clark:	0
Sullivan:	0
Adair:	7
Knox:	0
Linn:	1
Macon:	1
Chariton:	0
Randolph:	1

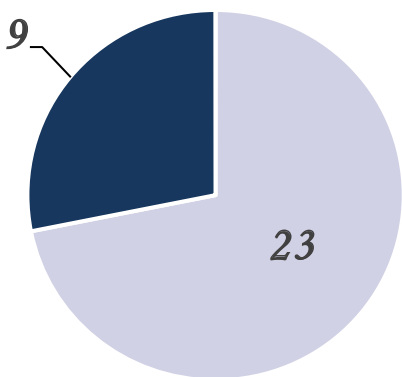
Sub-populations

0	0	4	0	3	1	1
Veteran	Domestic Violence	Substance Use Disorder	HIV/AIDS	Mental Illness	Chronic	Youth Households

Region 3

Sheltered

Shelter Type



■ Emergency Shelter ■ DV Shelter

Demographics

Age	17 & Under	3
	18-24	10
	25+	19
	Unknown	0
Gender	Male	14
	Female	18
	Transgender	0
	Unknown	0
Race	White	31
	African American	0
	Bi-Racial	1
	Unknown	0
	Other	0
Ethnicity	Hispanic	0
	Non-Hispanic	32

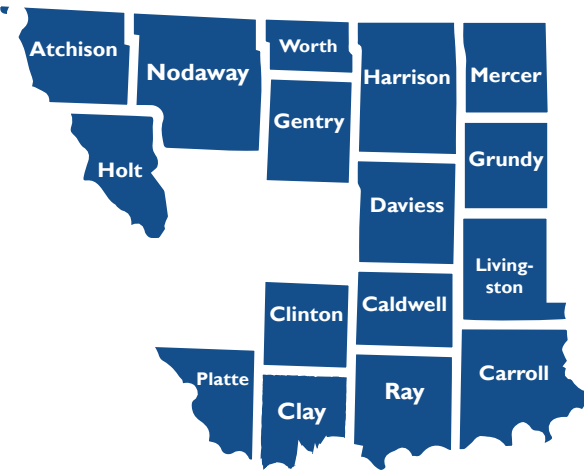
Number of People: **32**
 Number of Households: **23**

Putnam:	0
Schuyler:	0
Scotland:	0
Clark:	0
Sullivan:	0
Adair:	0
Knox:	0
Linn:	0
Macon:	0
Chariton:	0
Randolph:	32

Sub-populations

0	9	7	0	1	20	10
Veteran	Domestic Violence	Substance Use Disorder	HIV/AIDS	Mental Illness	Chronic	Youth Households

Region 4
Unsheltered



Demographics

Age	17 & Under	4	
	18-24	5	
	25+	27	
	Unknown	4	
Gender	Male	26	
	Female	14	
	Transgender	0	
	Unknown	0	
Race	White	36	
	African American	2	
	Bi-Racial	1	
	Unknown	0	
	Other	1	
Ethnicity	Hispanic	1	
	Non-Hispanic	39	

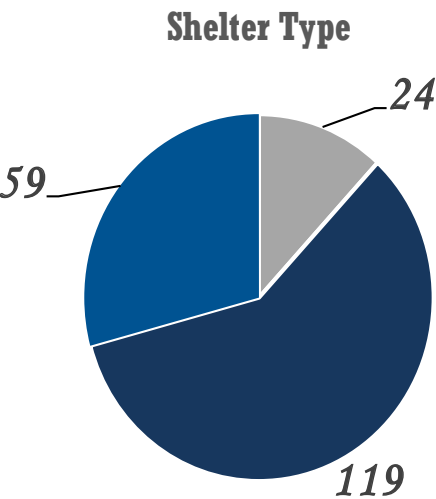
Number of People: **40**
Number of Households: **29**

Atchison:	0
Nodaway:	3
Worth:	2
Harrison:	2
Mercer:	0
Holt:	0
Gentry:	0
Daviess:	0
Grundy:	2
Clinton:	6
Caldwell:	3
Livingston:	1
Platte:	5
Clay:	16
Ray:	0
Carroll:	0

Sub-populations

3 Veteran	3 Domestic Violence	10 Substance Use Disorder	1 HIV/AIDS	5 Mental Illness	5 Chronic	3 Youth Households
---------------------	-------------------------------	-------------------------------------	----------------------	----------------------------	---------------------	------------------------------

Region 4
Sheltered



Demographics

Age	17 & Under	99	
	18-24	23	
	25+	80	
	Unknown	0	
Gender	Male	66	
	Female	135	
	Transgender	1	
	Unknown	0	
Race	White	100	
	African American	82	
	Bi-Racial	17	
	Unknown	0	
	Other	3	
Ethnicity	Hispanic	13	
	Non-Hispanic	189	

Number of People: **202**
Number of Households: **109**

Atchison:	0
Nodaway:	1
Worth:	0
Harrison:	0
Mercer:	0
Holt:	0
Gentry:	0
Daviess:	0
Grundy:	6
Clinton:	6
Caldwell:	0
Livingston:	13
Platte:	105
Clay:	71
Ray:	0
Carroll:	0

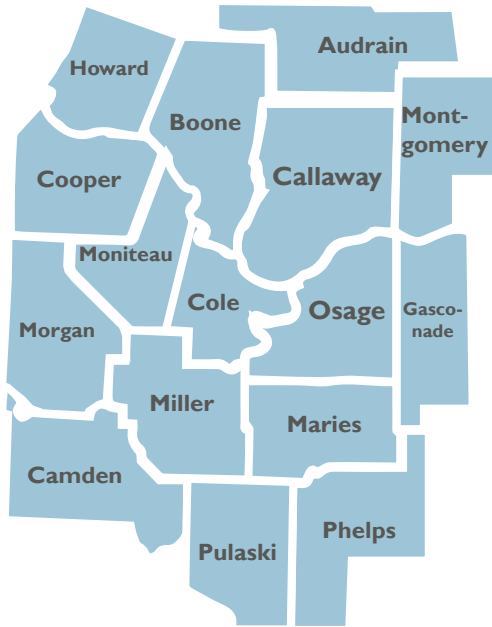
Sub-populations

1 Veteran	39 Domestic Violence	35 Substance Use Disorder	1 HIV/AIDS	17 Mental Illness	1 Chronic	37 Youth Households
---------------------	--------------------------------	-------------------------------------	----------------------	-----------------------------	---------------------	-------------------------------

■ Emergency Shelter ■ Transitional ■ DV Shelter

Region 5

Unsheltered



Demographics

Age	17 & Under	0
	18-24	4
	25+	87
	Unknown	23
Gender	Male	90
	Female	18
	Transgender	0
	Unknown	6
	Race	White
African American		16
Bi-Racial		2
Unknown		2
Other		2
Ethnicity		Hispanic
	Non-Hispanic	113

Number of People: **114**
 Number of Households: **91**

Howard:	0
Boone:	62
Audrain:	25
Callaway:	9
Montgomery:	0
Cooper:	0
Moniteau:	0
Cole:	11
Osage:	0
Gasconade:	0
Morgan:	3
Miller:	1
Maries:	0
Camden:	0
Pulaski:	0
Phelps:	3

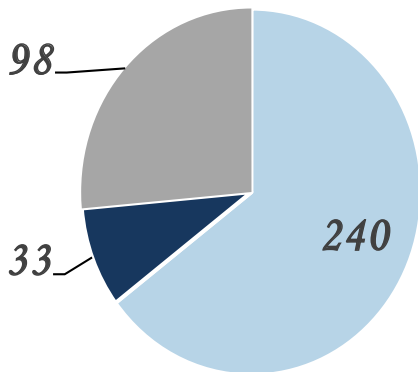
Sub-populations

5	2	22	0	28	18	4
Veteran	Domestic Violence	Substance Use Disorder	HIV/AIDS	Mental Illness	Chronic	Youth Households

Region 5

Sheltered

Shelter Type



■ Emergency Shelter ■ Transitional ■ DV Shelter

Demographics

Age	17 & Under	76
	18-24	19
	25+	276
	Unknown	0
Gender	Male	213
	Female	157
	Transgender	1
	Unknown	0
	Race	White
African American		103
Bi-Racial		26
Unknown		0
Other		2
Ethnicity		Hispanic
	Non-Hispanic	359

Number of People: **371**
 Number of Households: **287**

Howard:	0
Boone:	218
Audrain:	16
Callaway:	18
Montgomery:	0
Cooper:	14
Moniteau:	0
Cole:	58
Osage:	0
Gasconade:	0
Morgan:	0
Miller:	0
Maries:	0
Camden:	25
Pulaski:	2
Phelps:	20

Sub-populations

82	58	55	0	62	30	23
Veteran	Domestic Violence	Substance Use Disorder	HIV/AIDS	Mental Illness	Chronic	Youth Households

Region 6
Unsheltered



Demographics

Age	17 & Under	8
	18-24	1
	25+	25
	Unknown	0
Gender	Male	16
	Female	18
	Transgender	0
	Unknown	0
Race	White	27
	African American	7
	Bi-Racial	0
	Unknown	0
	Other	0
Ethnicity	Hispanic	0
	Non-Hispanic	34

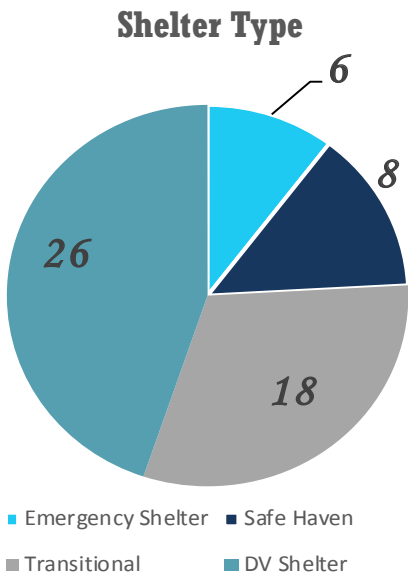
Number of People: **34**
Number of Households: **22**

Stoddard:	4
Scott:	15
New Madrid:	0
Mississippi:	7
Dunklin:	5
Pemiscot:	3

Sub-populations

1	0	14	1	13	10	1
Veteran	Domestic Violence	Substance Use Disorder	HIV/AIDS	Mental Illness	Chronic	Youth Households

Region 6
Sheltered



Demographics

Age	17 & Under	10
	18-24	6
	25+	42
	Unknown	0
Gender	Male	34
	Female	24
	Transgender	0
	Unknown	0
Race	White	42
	African American	16
	Bi-Racial	0
	Unknown	0
	Other	0
Ethnicity	Hispanic	1
	Non-Hispanic	57

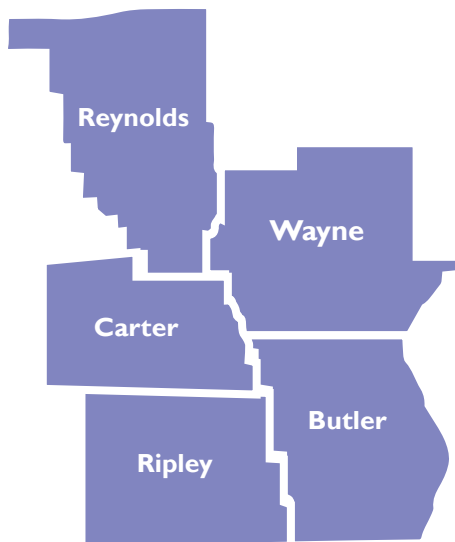
Number of People: **58**
Number of Households: **48**

Stoddard:	0
Scott:	12
New Madrid:	0
Mississippi:	11
Dunklin:	35
Pemiscot:	0

Sub-populations

2	22	32	0	13	24	6
Veteran	Domestic Violence	Substance Use Disorder	HIV/AIDS	Mental Illness	Chronic	Youth Households

Region 7
Unsheltered



Demographics

Age	17 & Under	0	
	18-24	0	
	25+	10	
	Unknown	0	
Gender	Male	5	
	Female	5	
	Transgender	0	
	Unknown	0	
	Race	White	8
African American		2	
Bi-Racial		0	
Unknown		0	
Other		0	
Ethnicity		Hispanic	0
		Non-Hispanic	10

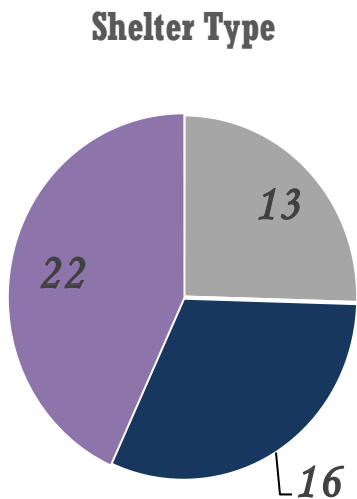
Number of People: **10**
Number of Households: **9**

Reynolds: 0
Carter: 0
Wayne: 1
Ripley: 0
Butler: 9

Sub-populations

2 Veteran 1 Domestic Violence 6 Substance Use Disorder 0 HIV/AIDS 5 Mental Illness 1 Chronic 0 Youth Households

Region 7
Sheltered



Demographics

Age	17 & Under	5	
	18-24	4	
	25+	42	
	Unknown	0	
Gender	Male	31	
	Female	20	
	Transgender	0	
	Unknown	0	
	Race	White	44
African American		5	
Bi-Racial		2	
Unknown		0	
Other		0	
Ethnicity		Hispanic	0
		Non-Hispanic	51

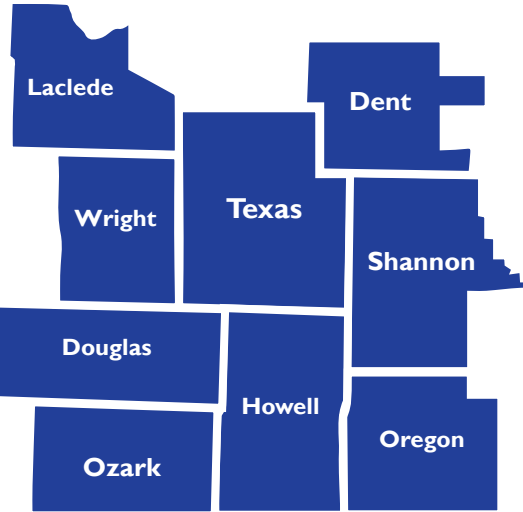
Number of People: **51**
Number of Households: **46**

Reynolds: 1
Carter: 0
Wayne: 0
Ripley: 4
Butler: 46

Sub-populations

11 Veteran 21 Domestic Violence 24 Substance Use Disorder 0 HIV/AIDS 2 Mental Illness 5 Chronic 2 Youth Households

Region 8
Unsheltered



Demographics

Age	17 & Under	9
	18-24	3
	25+	25
	Unknown	1
Gender	Male	24
	Female	14
	Transgender	0
	Unknown	0
	Race	White
	African American	1
	Bi-Racial	0
	Unknown	1
	Other	1
Ethnicity	Hispanic	1
	Non-Hispanic	37

Number of People: **38**
Number of Households: **22**

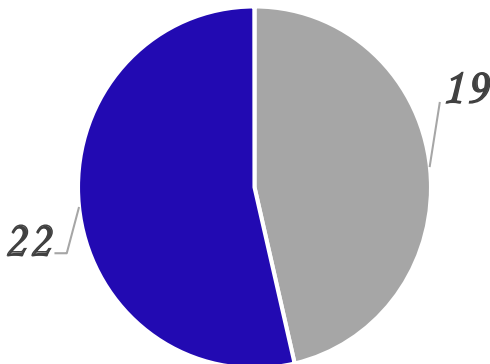
Laclede:	0
Wright:	0
Texas:	2
Dent:	7
Douglas:	0
Howell:	10
Shannon:	20
Ozark:	0
Oregon:	0

Sub-populations

0	0	11	0	6	5	2
Veteran	Domestic Violence	Substance Use Disorder	HIV/AIDS	Mental Illness	Chronic	Youth Households

Region 8
Sheltered

Shelter Type



■ Emergency Shelter ■ DV Shelter

Demographics

Age	17 & Under	9
	18-24	3
	25+	29
	Unknown	0
Gender	Male	16
	Female	25
	Transgender	0
	Unknown	0
	Race	White
African American		8
Bi-Racial		4
Unknown		0
Other		0
Ethnicity		Hispanic
	Non-Hispanic	36

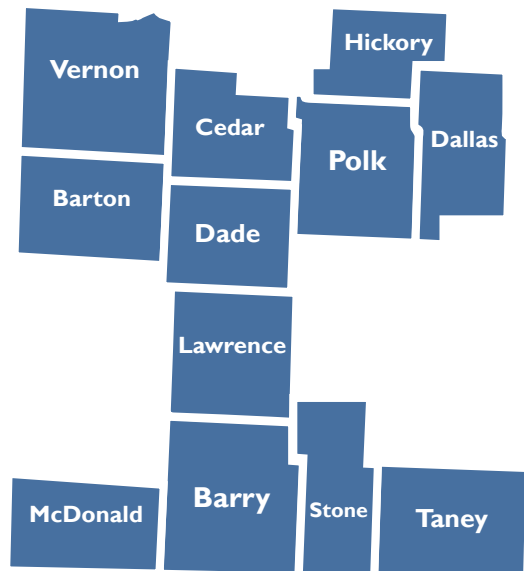
Number of People: **41**
Number of Households: **32**

Laclede:	13
Wright:	0
Texas:	1
Dent:	0
Douglas:	0
Howell:	27
Shannon:	0
Ozark:	0
Oregon:	0

Sub-populations

0	22	22	1	9	17	3
Veteran	Domestic Violence	Substance Use Disorder	HIV/AIDS	Mental Illness	Chronic	Youth Households

Region 9
Unsheltered



Demographics

Age	17 & Under	4
	18-24	2
	25+	16
	Unknown	1
Gender	Male	9
	Female	14
	Transgender	0
	Unknown	0
	Race	White
	African American	0
	Bi-Racial	0
	Unknown	2
	Other	0
Ethnicity	Hispanic	6
	Non-Hispanic	17

Number of People: **23**
Number of Households: **18**

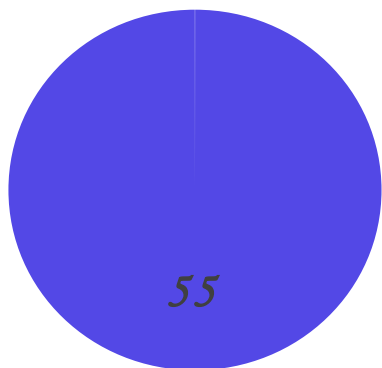
Vernon:	10
Cedar:	0
Polk:	0
Hickory:	0
Dallas:	0
Barton:	0
Dade:	0
Lawrence:	3
McDonald:	5
Barry:	0
Stone:	0
Taney:	5

Sub-populations

2	1	10	0	7	4	1
Veteran	Domestic Violence	Substance Use Disorder	HIV/AIDS	Mental Illness	Chronic	Youth Households

Region 9
Sheltered

Shelter Type



■ DV Shelter

Demographics

Age	17 & Under	25
	18-24	3
	25+	27
	Unknown	0
Gender	Male	17
	Female	38
	Transgender	0
	Unknown	0
	Race	White
African American		4
Bi-Racial		7
Unknown		0
Other		1
Ethnicity		Hispanic
	Non-Hispanic	49

Number of People: **55**
Number of Households: **30**

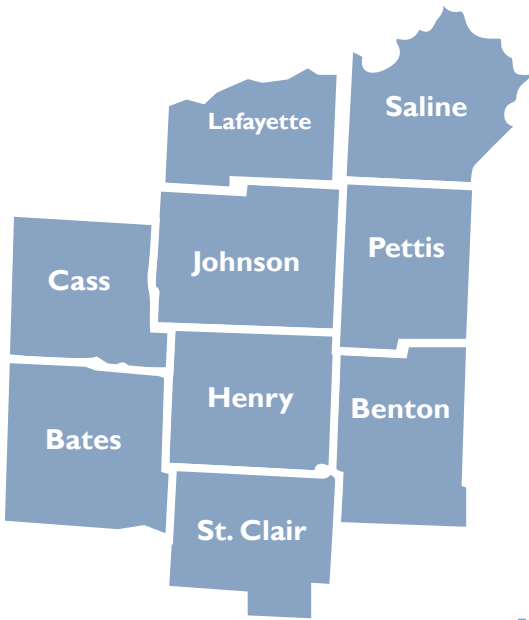
Vernon:	8
Cedar:	0
Polk:	7
Hickory:	0
Dallas:	0
Barton:	0
Dade:	0
Lawrence:	0
McDonald:	0
Barry:	0
Stone:	9
Taney:	31

Sub-populations

0	52	8	0	6	6	0
Veteran	Domestic Violence	Substance Use Disorder	HIV/AIDS	Mental Illness	Chronic	Youth Households

Region 10

Unsheltered



Demographics

Age	17 & Under	1	
	18-24	1	
	25+	34	
	Unknown	0	
Gender	Male	25	
	Female	10	
	Transgender	0	
	Unknown	1	
	Race	White	30
African American		3	
Bi-Racial		1	
Unknown		2	
Other		0	
Ethnicity		Hispanic	0
		Non-Hispanic	36

Number of People: **36**
 Number of Households: **30**

Lafayette:	1
Saline:	0
Cass:	27
Johnson:	0
Pettis:	5
Bates:	0
Henry:	3
Benton:	0
St. Clair:	0

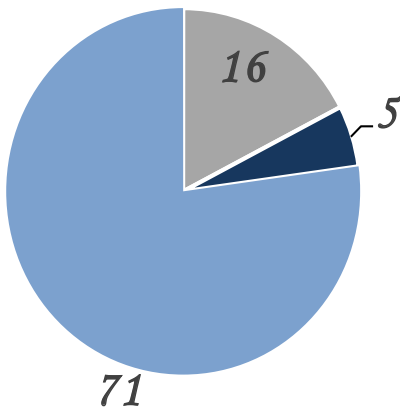
Sub-populations

2 Veteran	2 Domestic Violence	17 Substance Use Disorder	0 HIV/AIDS	13 Mental Illness	10 Chronic	1 Youth Households
---------------------	-------------------------------	-------------------------------------	----------------------	-----------------------------	----------------------	------------------------------

Region 10

Sheltered

Shelter Type



Demographics

Age	17 & Under	42	
	18-24	6	
	25+	44	
	Unknown	0	
Gender	Male	33	
	Female	59	
	Transgender	0	
	Unknown	0	
	Race	White	47
African American		18	
Bi-Racial		27	
Unknown		0	
Other		0	
Ethnicity		Hispanic	16
		Non-Hispanic	76

Number of People: **92**
 Number of Households: **48**

Lafayette:	21
Saline:	8
Cass:	20
Johnson:	30
Pettis:	9
Bates:	0
Henry:	0
Benton:	4
St. Clair:	0

Sub-populations

0 Veteran	29 Domestic Violence	15 Substance Use Disorder	0 HIV/AIDS	10 Mental Illness	43 Chronic	3 Youth Households
---------------------	--------------------------------	-------------------------------------	----------------------	-----------------------------	----------------------	------------------------------

■ Emergency Shelter ■ Transitional ■ DV Shelter

