

MISSOURI BALANCE OF STATE CONTINUUM OF CARE

2009 SUMMER POINT-IN-TIME SHELTERED AND UNSHELTERED HOMELESS COUNT



Prepared By



TABLE OF CONTENTS

DATA INFORMATION

1

BALANCE OF STATE CONTINUUM OF CARE MAP
AND TOTAL FIGURES

2-3

REGION ONE

4-5

REGION TWO

6-7

REGION THREE

8-9

REGION FOUR

10-11

REGION FIVE

12-13

REGION SIX

14-15

REGION SEVEN

16-17

REGION EIGHT

18-19

REGION NINE

20-21

REGION TEN

22-23

BALANCE OF STATE SHELTERED INFORMATION
BY COUNTY

24

BALANCE OF STATE UNSHELTERED INFORMATION
BY COUNTY

25

BALANCE OF STATE TOTAL HOMELESS INFORMATION
BY COUNTY

26

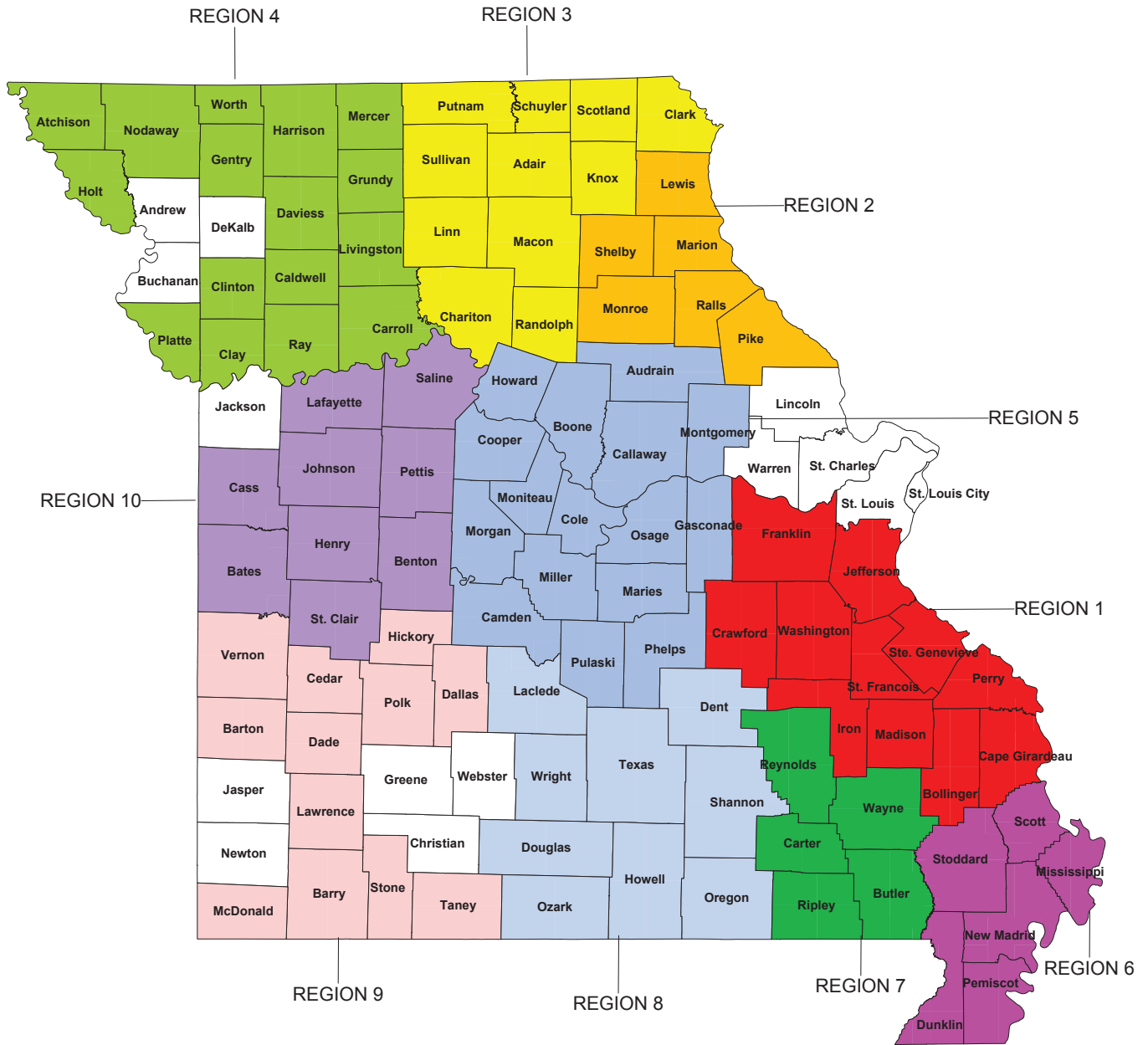
DATA INFORMATION

When tabulating data for unsheltered homeless persons, age, race, gender, disability and unaccompanied youth percentages were calculated using the total of all unsheltered individuals. The chronically homeless, victims of domestic violence and veteran percentages were calculated using head-of-household information.

The data on sheltered homeless persons was calculated using information from all sheltered individuals. Unaccompanied youth percentages were calculated using only sheltered youth data.

The “Unknown/No...” category was used to represent answers left blank or marked “no” on the survey given to the homeless individuals.

BALANCE OF STATE CONTINUUM OF CARE REGIONS



BALANCE OF STATE

SHELTERED INFORMATION

TOTAL SHELTERED HOMELESS: 1,492

AGE

Under 17: 32.6%
18-45: 48.3%
46-60: 16.4%
61+: 2.6%

GENDER

Female: 52.9%
Male: 47%
Transgender: 0.1%

RACE

White: 78.2%
Black: 16.5%
Biracial: 4.7%
Other: Not Surveyed
American Indian/Native American: 0.2%
Asian: 0.3%
Native Hawaiian/Pacific Islander: 0.2%
Unknown: Not Surveyed

DISABILITY: 60.6%

DOMESTIC VIOLENCE: 24.4%

CHRONICALLY HOMELESS: 23.4%

UNACCOMPANIED YOUTH: 3.3%

VETERANS: 8.5%

UNSHelterED INFORMATION

TOTAL UNSHELTERED HOMELESS:

974

AGE

Average Age: 29
Age Not Provided: 325 Respondents

GENDER

Female: 35%
Male: 45%
Gender Not Provided: 20%

RACE

White: 60%
Black: 14.5%
Biracial: 6%
Other: 1%
American Indian/Native American: 0.5%
Asian: 0.5%
Native Hawaiian/Pacific Islander: 1%
Unknown: 16.5%

DISABILITY

Disability: 25%
Unknown/No Disability: 75%

DOMESTIC VIOLENCE

Domestic Violence: 6%
Unknown/No Domestic Violence: 94%

CHRONICALLY HOMELESS

Chronically Homeless: 14%
Unknown/Not Chronically Homeless: 86%

UNACCOMPANIED YOUTH

Unaccompanied Youth: 0.2%
Unknown/Not Unaccompanied Youth: 99.8%

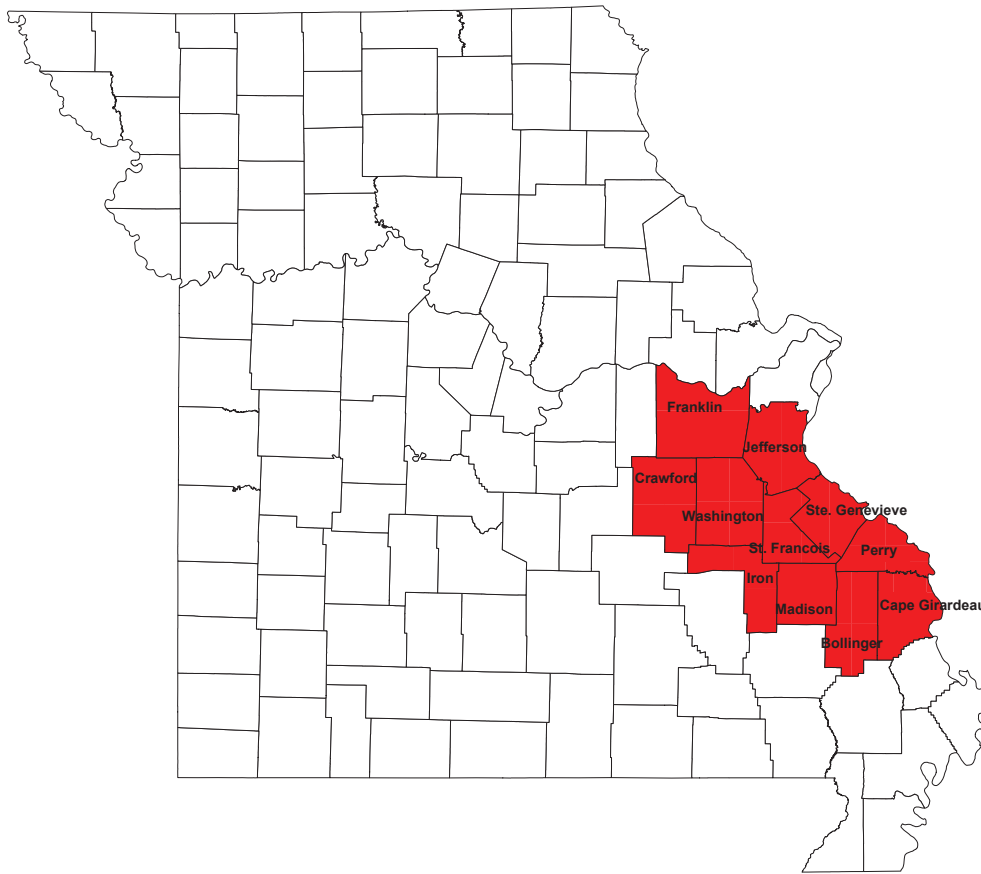
VETERANS

Veteran: 11%
Unknown/Not Veteran: 89%

REGION 1

COUNTIES:

Franklin, Jefferson, Crawford, Washington, St. Francois, Ste. Genevieve, Perry, Iron, Madison, Bollinger, Cape Girardeau



TOTAL HOMELESS: 256

TOTAL SHELTERED HOMELESS: 205

TOTAL UNSHELTERED HOMELESS: 51

REGION 1

SHELTERED INFORMATION

AGE

Under 17: 32.7%
18-45: 62.4%
46-60: 3.9%
61+: 1.0%

GENDER

Female: 61%
Male: 39%

RACE

White: 78%
Black: 20%
Biracial: 1.5%
American Indian/Native American: 0.5%

DISABILITY: 65.9%

DOMESTIC VIOLENCE: 20.3%

CHRONICALLY HOMELESS: 18.8%

UNACCOMPANIED YOUTH: 0%

VETERANS: 5.8%

UNSHELTERED INFORMATION

AGE

Average Age: 27
Age Not Provided: 12 Respondents

GENDER

Female: 51%
Male: 47%
Gender Not Provided: 2%

RACE

White: 69%
Black: 27%
Unknown: 4%

DISABILITY

Disability: 24%
Unknown/No Disability: 76%

DOMESTIC VIOLENCE

Domestic Violence: 4%
Unknown/No Domestic Violence: 96%

CHRONICALLY HOMELESS

Chronically Homeless: 17%
Unknown/Not Chronically Homeless: 83%

UNACCOMPANIED YOUTH

Unaccompanied Youth: 0%
Unknown/Not Unaccompanied Youth: 100%

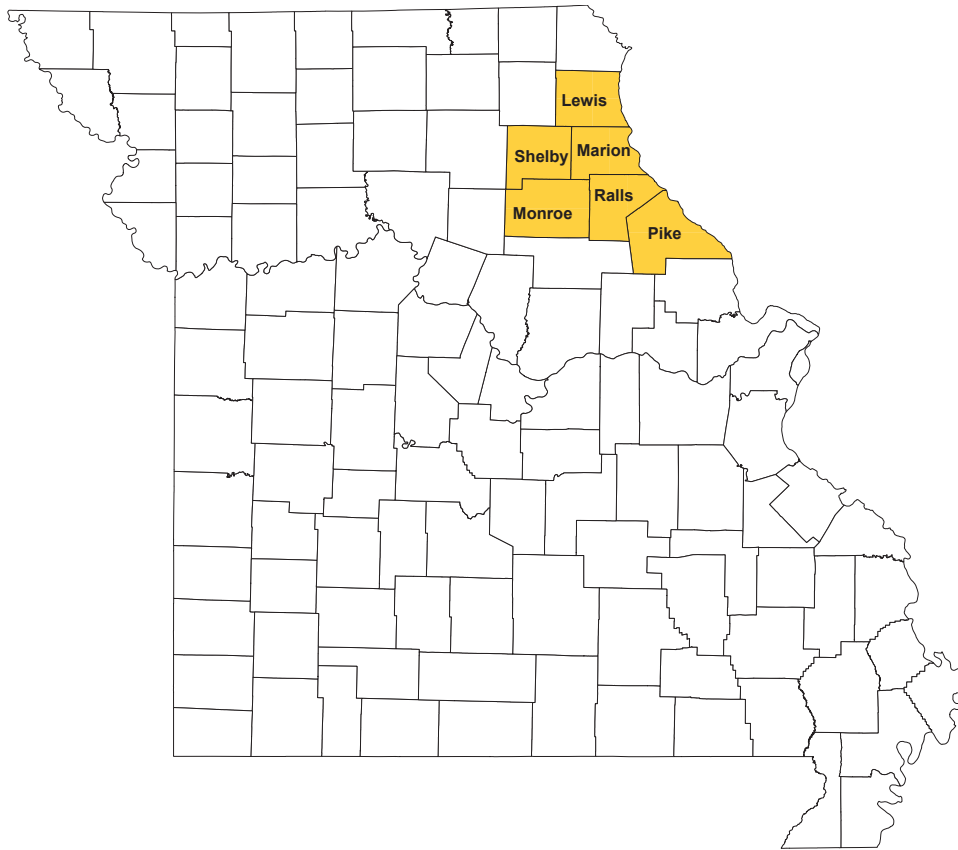
VETERANS

Veteran: 0%
Unknown/Not Veteran: 100%

REGION 2

COUNTIES:

Lewis, Shelby, Marion, Monroe, Ralls, Pike



TOTAL HOMELESS: 46

TOTAL SHELTERED HOMELESS: 8

TOTAL UNSHELTERED HOMELESS: 38

REGION 2

SHELTERED INFORMATION

AGE

Under 17: 12.5%
18-45: 62.5%
46-60: 25%
61+: 0%

GENDER

Female: 75%
Male: 25%

RACE

White: 50%
Black: 37.5%
Biracial: 12.5%

DISABILITY: 14.2%

DOMESTIC VIOLENCE: 57.1%

CHRONICALLY HOMELESS: 28.6%

UNACCOMPANIED YOUTH: 0%

VETERANS: 0%

UNSHELTERED INFORMATION

AGE

Average Age: 31
Age Not Provided: 22 Respondents

GENDER

Female: 42%
Male: 53%
Gender Not Provided: 5%

RACE

White: 100%

DISABILITY

Disability: 26%
Unknown/No Disability: 74%

DOMESTIC VIOLENCE

Domestic Violence: 5%
Unknown/No Domestic Violence: 95%

CHRONICALLY HOMELESS

Chronically Homeless: 5%
Unknown/Not Chronically Homeless: 95%

UNACCOMPANIED YOUTH

Unaccompanied Youth: 0%
Unknown/Not Unaccompanied Youth: 100%

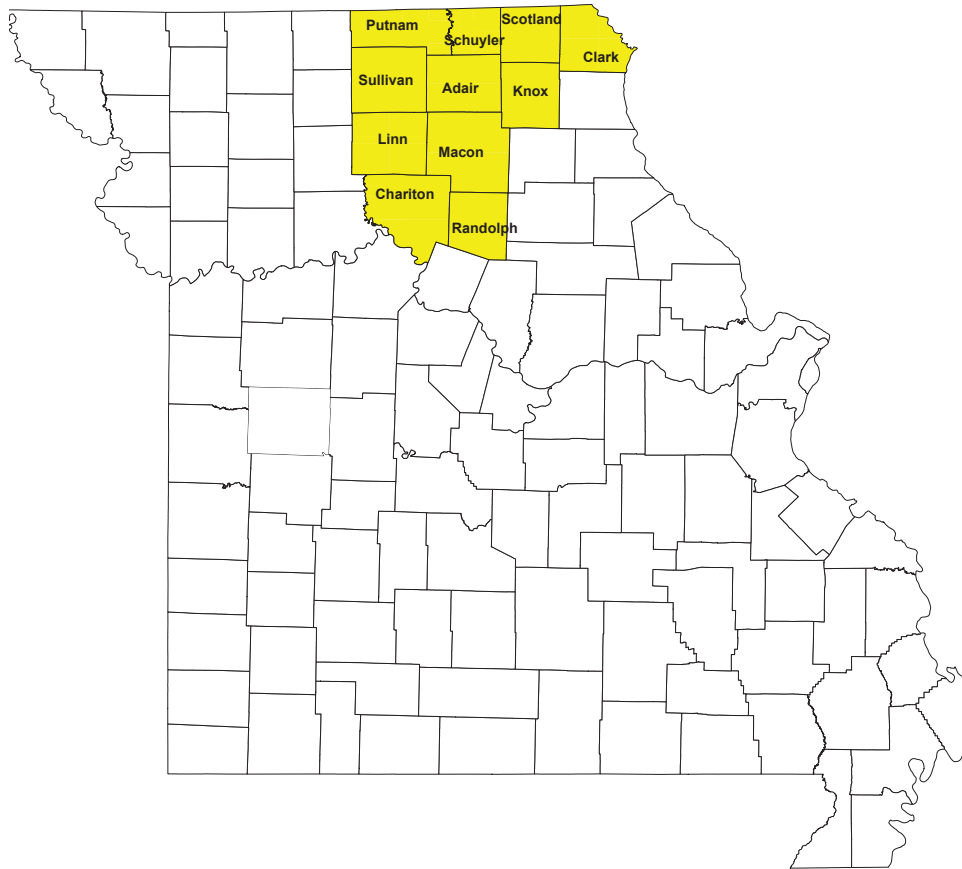
VETERANS

Veteran: 10%
Unknown/Not Veteran: 90%

REGION 3

COUNTIES:

Putnam, Schuyler, Scotland, Clark, Sullivan, Adair, Knox, Linn, Macon, Chariton, Randolph



TOTAL HOMELESS: 85

TOTAL SHELTERED HOMELESS: 38

TOTAL UNSHELTERED HOMELESS: 47

REGION 3

SHELTERED INFORMATION

AGE

Under 17: 42.1%
18-45: 39.5%
46-60: 15.8%
61+: 2.6%

GENDER

Female: 65.8%
Male: 34.2%

RACE

White: 97.4%
Biracial: 2.6%

DISABILITY: 29.1%

DOMESTIC VIOLENCE: 37.5%

CHRONICALLY HOMELESS: 4.2%

UNACCOMPANIED YOUTH: 31.3%

VETERANS: 0%

UNSHELTERED INFORMATION

AGE

Average Age: 20
Age Not Provided: 37 Respondents

GENDER

Female: 19%
Male: 26%
Gender Not Provided: 55%

RACE

White: 34%
Black: 2%
Biracial: 6%
Other: 2%
Unknown: 56%

DISABILITY

Disability: 15%
Unknown/No Disability: 85%

DOMESTIC VIOLENCE

Domestic Violence: 4%
Unknown/No Domestic Violence: 96%

CHRONICALLY HOMELESS

Chronically Homeless: 4%
Unknown/Not Chronically Homeless: 96%

UNACCOMPANIED YOUTH

Unaccompanied Youth: 4%
Unknown/Not Unaccompanied Youth: 96%

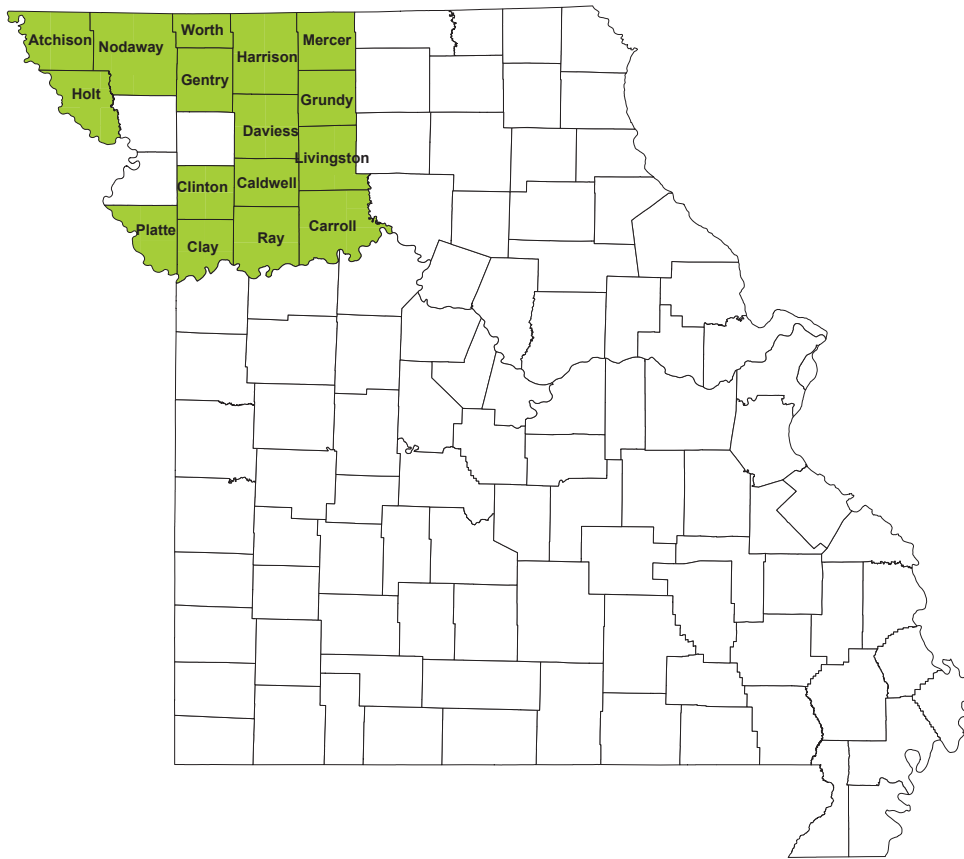
VETERANS

Veteran: 0%
Unknown/Not Veteran: 100%

REGION 4

COUNTIES:

Atchison, Nodaway, Worth, Harrison, Mercer, Holt, Gentry, Daviess, Grundy, Clinton, Caldwell, Livingston, Platte, Clay, Ray, Carroll



TOTAL HOMELESS: 194

TOTAL SHELTERED HOMELESS: 143

TOTAL UNSHELTERED HOMELESS: 51

REGION 4

SHELTERED INFORMATION

AGE

Under 17: 53.8%
18-45: 36.4%
46-60: 9.1%
61+: 0.7%

GENDER

Female: 62.9%
Male: 37.1%

RACE

White: 79%
Black: 16.8%
Biracial: 2.8%
Asian: 1.4%

DISABILITY: 54.5%

DOMESTIC VIOLENCE: 33.3%

CHRONICALLY HOMELESS: 16.7%

UNACCOMPANIED YOUTH: 14.3%

VETERANS: 3%

UNSHELTERED INFORMATION

AGE

Average Age: 33
Age Not Provided: 8 Respondents

GENDER

Female: 29%
Male: 63%
Gender Not Provided: 8%

RACE

White: 72%
Black: 10%
Biracial: 12%
Other: 4%
American Indian/Native American: 2%

DISABILITY

Disability: 31%
Unknown/No Disability: 69%

DOMESTIC VIOLENCE

Domestic Violence: 10%
Unknown/No Domestic Violence: 90%

CHRONICALLY HOMELESS

Chronically Homeless: 26%
Unknown/Not Chronically Homeless: 74%

UNACCOMPANIED YOUTH

Unaccompanied Youth: 0%
Unknown/Not Unaccompanied Youth: 100%

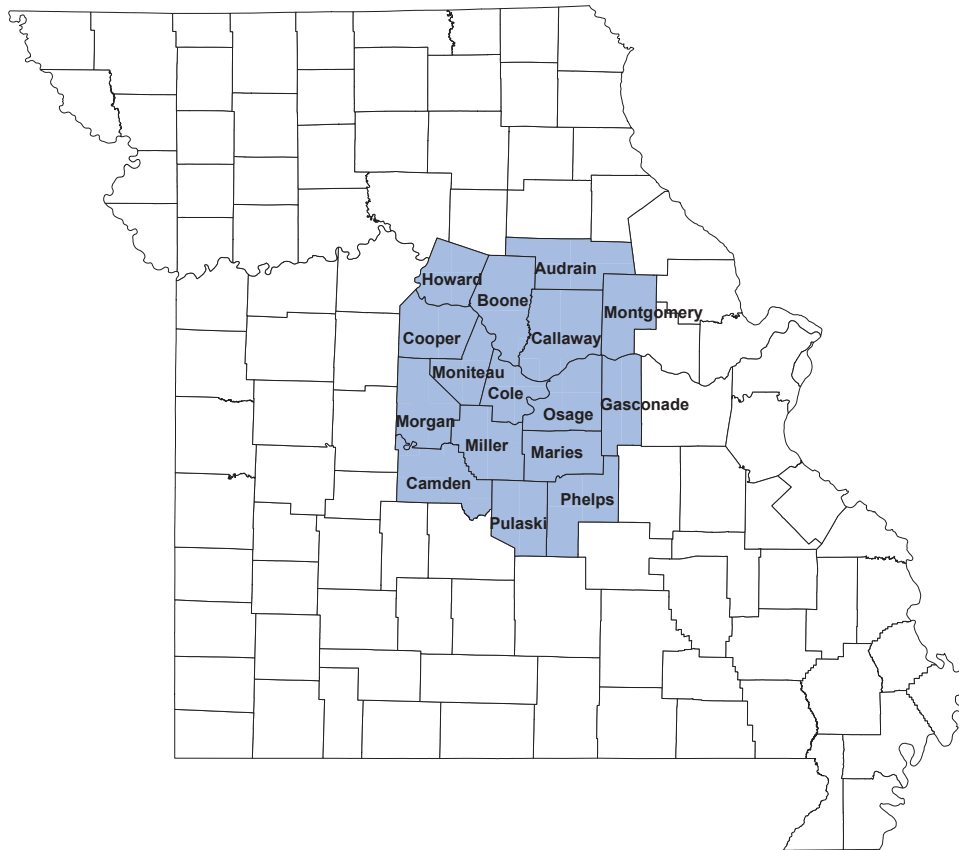
VETERANS:

Veteran: 6.5%
Unknown/Not Veteran: 93.5%

REGION 5

COUNTIES:

Howard, Audrain, Boone, Callaway, Montgomery, Cooper, Moniteau, Cole, Osage, Gasconade, Morgan, Miller, Maries, Camden, Pulaski, Phelps



TOTAL HOMELESS: 550

TOTAL SHELTERED HOMELESS: 365

TOTAL UNSHELTERED HOMELESS: 185

REGION 5

SHELTERED INFORMATION

AGE

Under 17: 26%
18-45: 46.6%
46-60: 27.1%
61+: 0.3%

GENDER

Female: 41.4%
Male: 58.4%
Transgender: 0.3%

RACE

White: 63.8%
Black: 29.6%
Biracial: 6%
American Indian/Native American: 0.5%

DISABILITY: 53.3%

DOMESTIC VIOLENCE: 17.8%

CHRONICALLY HOMELESS: 13.7%

UNACCOMPANIED YOUTH: 0%

VETERANS: 14.8%

UNSHELTERED INFORMATION

AGE

Average Age: 30
Age Not Provided: 60 Respondents

GENDER

Female: 23%
Male: 52%
Gender Not Provided: 25%

RACE

White: 55%
Black: 13%
Biracial: 15%
Other: 2%
American Indian/Native American: 2%
Asian: 2%
Native Hawaiian/Pacific Islander: 6%
Unknown: 5%

DISABILITY

Disability: 29%
Unknown/No Disability: 71%

DOMESTIC VIOLENCE

Domestic Violence: 5%
Unknown/No Domestic Violence: 95%

CHRONICALLY HOMELESS

Chronically Homeless: 18%
Unknown/Not Chronically Homeless: 82%

UNACCOMPANIED YOUTH

Unaccompanied Youth: 0%
Unknown/Not Unaccompanied Youth: 100%

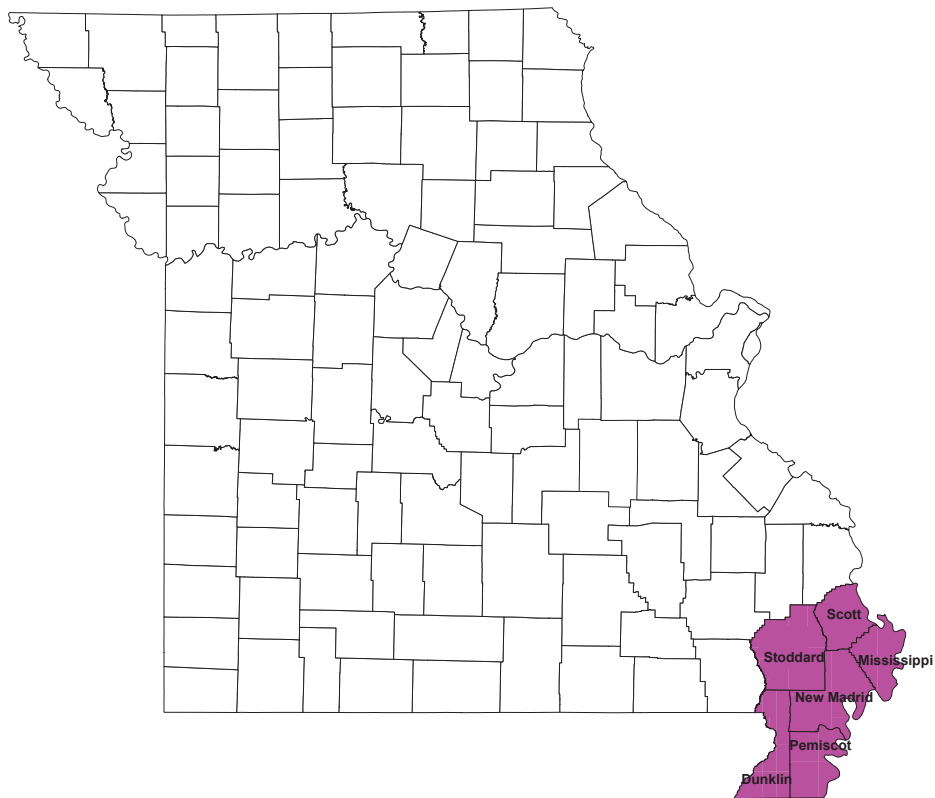
VETERANS

Veteran: 16.5%
Unknown/Not Veteran: 83.5%

REGION 6

COUNTIES:

Scott, Stoddard, Mississippi, New Madrid, Dunklin, Pemiscot



TOTAL HOMELESS: 304

TOTAL SHELTERED HOMELESS: 106

TOTAL UNSHELTERED HOMELESS: 198

REGION 6

SHELTERED INFORMATION

AGE

Under 17: 50%

18-45: 43.4%

46-60: 6.6%

61+: 0%

GENDER

Female: 58.5%

Male: 41.5%

RACE

White: 53.8%

Black: 40.6%

Biracial: 5.7%

DISABILITY: 50.9%

DOMESTIC VIOLENCE: 28.3%

CHRONICALLY HOMELESS: 1.9%

UNACCOMPANIED YOUTH: 0%

VETERANS: 0%

UNSHELTERED INFORMATION

AGE

Average Age: 25

Age Not Provided: 5 Respondents

GENDER

Female: 47%

Male: 42%

Gender Not Provided: 11%

RACE

White: 53%

Black: 35%

Biracial: 3%

Unknown: 9%

DISABILITY

Disability: 34%

Unknown/No Disability: 66%

DOMESTIC VIOLENCE

Domestic Violence: 4%

Unknown/No Domestic Violence: 96%

CHRONICALLY HOMELESS

Chronically Homeless: 12%

Unknown/Not Chronically Homeless: 88%

UNACCOMPANIED YOUTH

Unaccompanied Youth: 0%

Unknown/Not Unaccompanied Youth: 100%

VETERANS

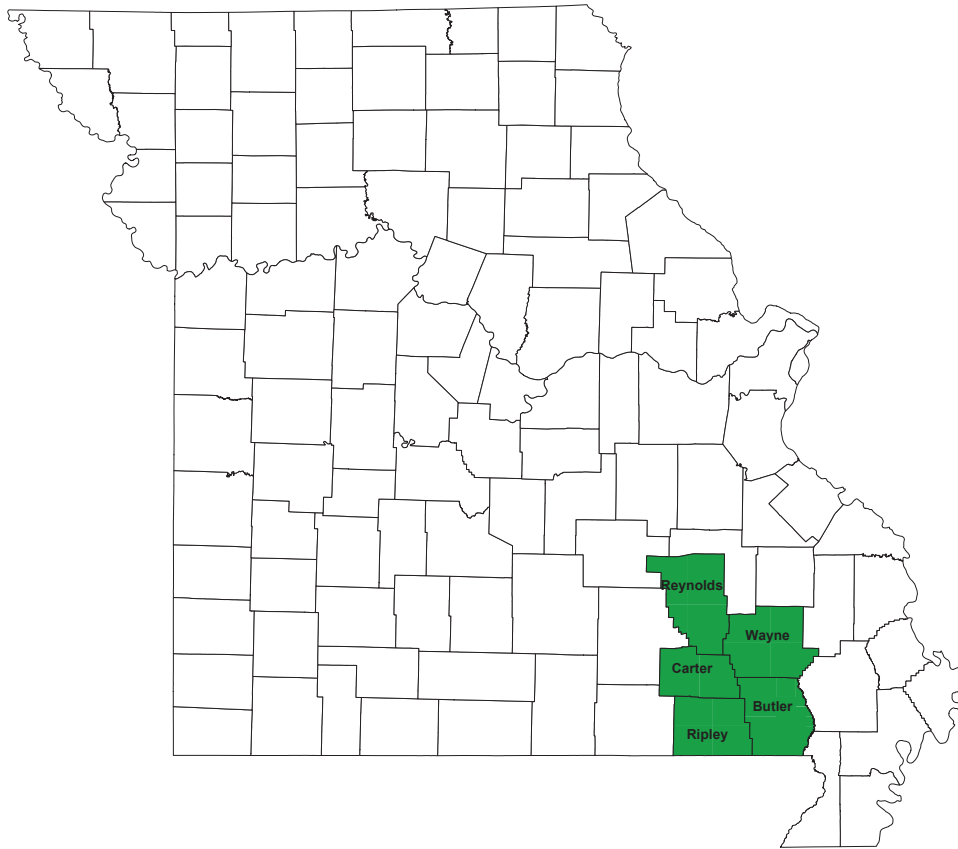
Veteran: 6%

Unknown/Not Veteran: 94%

REGION 7

COUNTIES:

Reynolds, Wayne, Carter, Ripley, Butler



TOTAL HOMELESS: 80

TOTAL SHELTERED HOMELESS: 68

TOTAL UNSHELTERED HOMELESS: 12

REGION 7

SHELTERED INFORMATION

AGE

Under 17: 27.9%
18-45: 41.2%
46-60: 27.9%
61+: 2.9%

GENDER

Female: 36.8%
Male: 63.2%

RACE

White: 89.7%
Black: 10.3%

DISABILITY: 55.1%

DOMESTIC VIOLENCE: 26.5%

CHRONICALLY HOMELESS: 4.1%

UNACCOMPANIED YOUTH: 0%

VETERANS: 32.7%

UNSHELTERED INFORMATION

AGE

Average Age: 42
Age Not Provided: 5 Respondents

GENDER

Female: 50%
Male: 42%
Gender Not Provided: 8%

RACE

White: 100%

DISABILITY

Disability: 75%
Unknown/No Disability: 25%

DOMESTIC VIOLENCE

Domestic Violence: 22%
Unknown/No Domestic Violence: 78%

CHRONICALLY HOMELESS

Chronically Homeless: 44%
Unknown/Not Chronically Homeless: 56%

UNACCOMPANIED YOUTH

Unaccompanied Youth: 0%
Unknown/Not Unaccompanied Youth: 100%

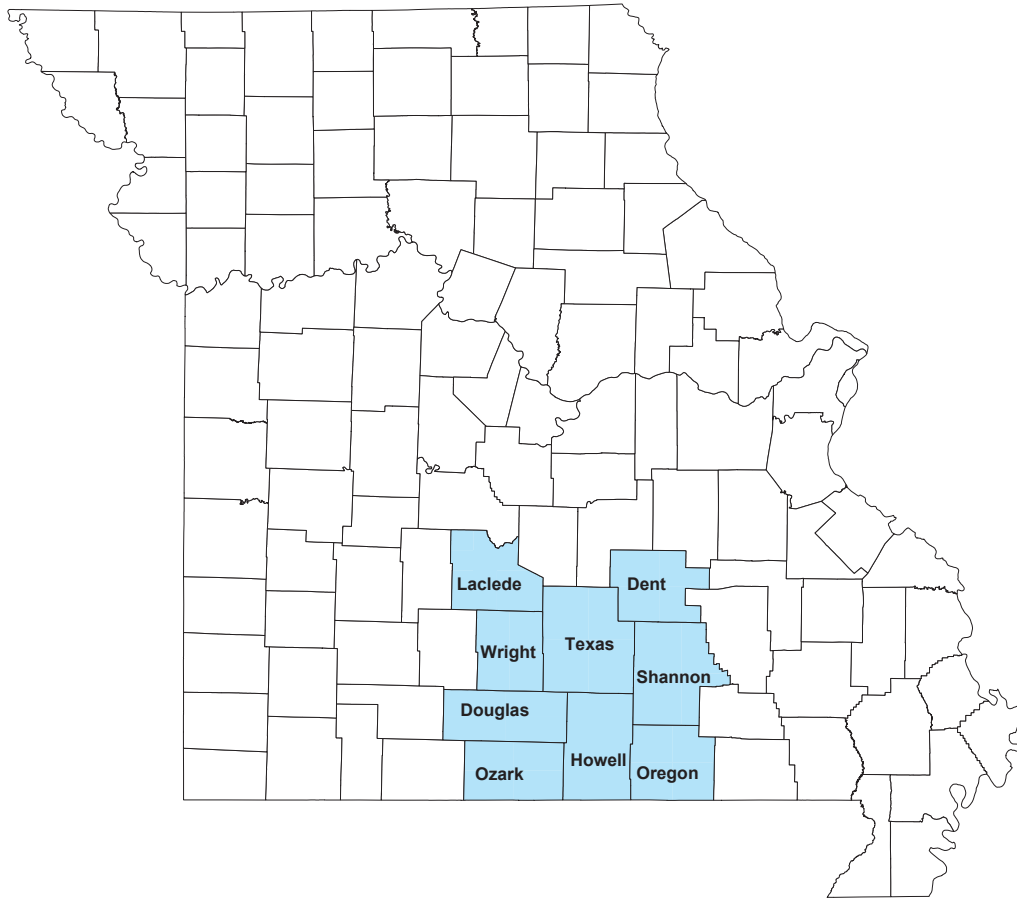
VETERANS

Veteran: 0%
Unknown/Not Veteran: 100%

REGION 8

COUNTIES:

Laclede, Dent, Wright, Texas, Shannon, Douglas, Ozark, Howell, Oregon



TOTAL HOMELESS: 187

TOTAL SHELTERED HOMELESS: 90

TOTAL UNSHELTERED HOMELESS: 97

REGION 8

SHELTERED INFORMATION

AGE

Under 17: 35.6%
18-45: 43.3%
46-60: 20%
61+: 1.1%

GENDER

Female: 62.2%
Male: 37.8%

RACE

White: 95.6%
Black: 2.2%
Biracial: 2.2%

DISABILITY: 79.3%

DOMESTIC VIOLENCE: 27.6%

CHRONICALLY HOMELESS: 17.2%

UNACCOMPANIED YOUTH: 0%

VETERANS: 3.4%

UNSHELTERED INFORMATION

AGE

Average Age: 28
Age Not Provided: 60 Respondents

GENDER

Female: 19%
Male: 22%
Gender Not Provided: 59%

RACE

White: 51%
Other: 2%
Unknown: 47%

DISABILITY

Disability: 9%
Unknown/No Disability: 91%

DOMESTIC VIOLENCE

Domestic Violence: 11%
Unknown/No Domestic Violence: 89%

CHRONICALLY HOMELESS

Chronically Homeless: 11%
Unknown/Not Chronically Homeless: 89%

UNACCOMPANIED YOUTH

Unaccompanied Youth: 0%
Unknown/Not Unaccompanied Youth: 100%

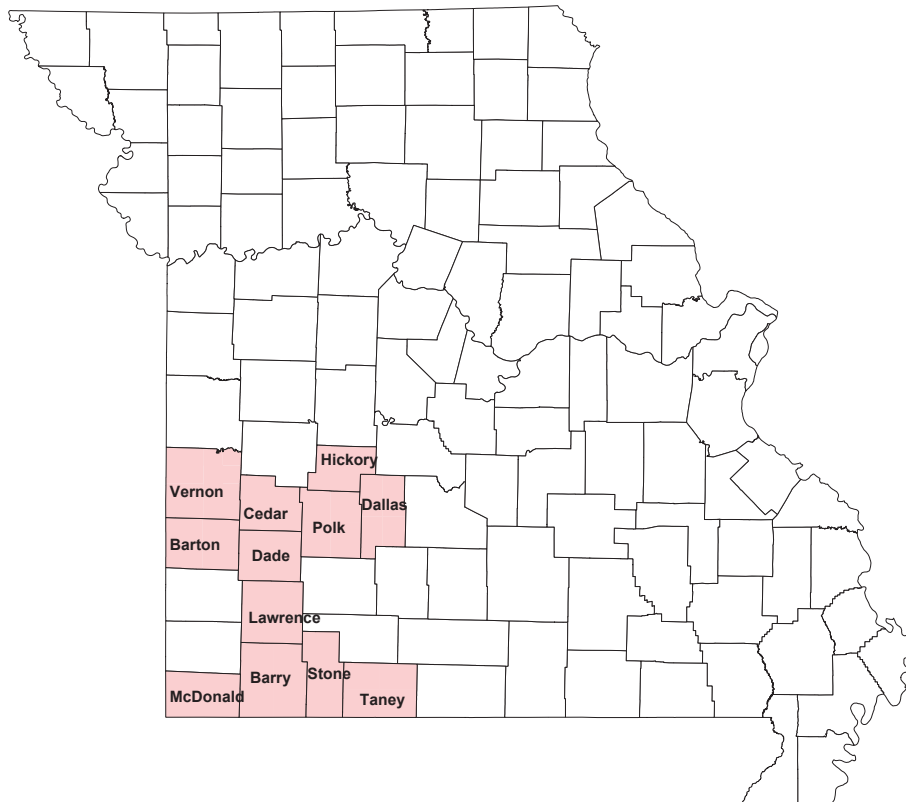
VETERANS

Veteran: 15%
Unknown/Not Veteran: 85%

REGION 9

COUNTIES:

Vernon, Hickory, Barton, Cedar, Dade, Polk, Dallas, Lawrence, McDonald, Barry, Stone, Taney



TOTAL HOMELESS: 462

TOTAL SHELTERED HOMELESS: 338

TOTAL UNSHELTERED HOMELESS: 124

REGION 9

SHELTERED INFORMATION

AGE

Under 17: 16%
18-45: 55.3%
46-60: 19.8%
61+: 8.9%

GENDER

Female: 47%
Male: 53%

RACE

White: 89.6%
Black: 4.1%
Biracial: 5.6%
Native Hawaiian/Pacific Islander: 0.6%

DISABILITY: 76%

DOMESTIC VIOLENCE: 16.2%

CHRONICALLY HOMELESS: 46.5%

UNACCOMPANIED YOUTH: 0%

VETERANS: 5.6%

UNSHELTERED INFORMATION

AGE

Average Age: 34
Age Not Provided: 82 Respondents

GENDER

Female: 31%
Male: 38%
Gender Not Provided: 31%

RACE

White: 49%
Black: 0.5%
Biracial: 0.5%
Other: 2%
Unknown: 48%

DISABILITY

Disability: 16%
Unknown/No Disability: 84%

DOMESTIC VIOLENCE

Domestic Violence: 5%
Unknown/No Domestic Violence: 95%

CHRONICALLY HOMELESS

Chronically Homeless: 9%
Unknown/Not Chronically Homeless: 91%

UNACCOMPANIED YOUTH

Unaccompanied Youth: 0%
Unknown/Not Unaccompanied Youth: 100%

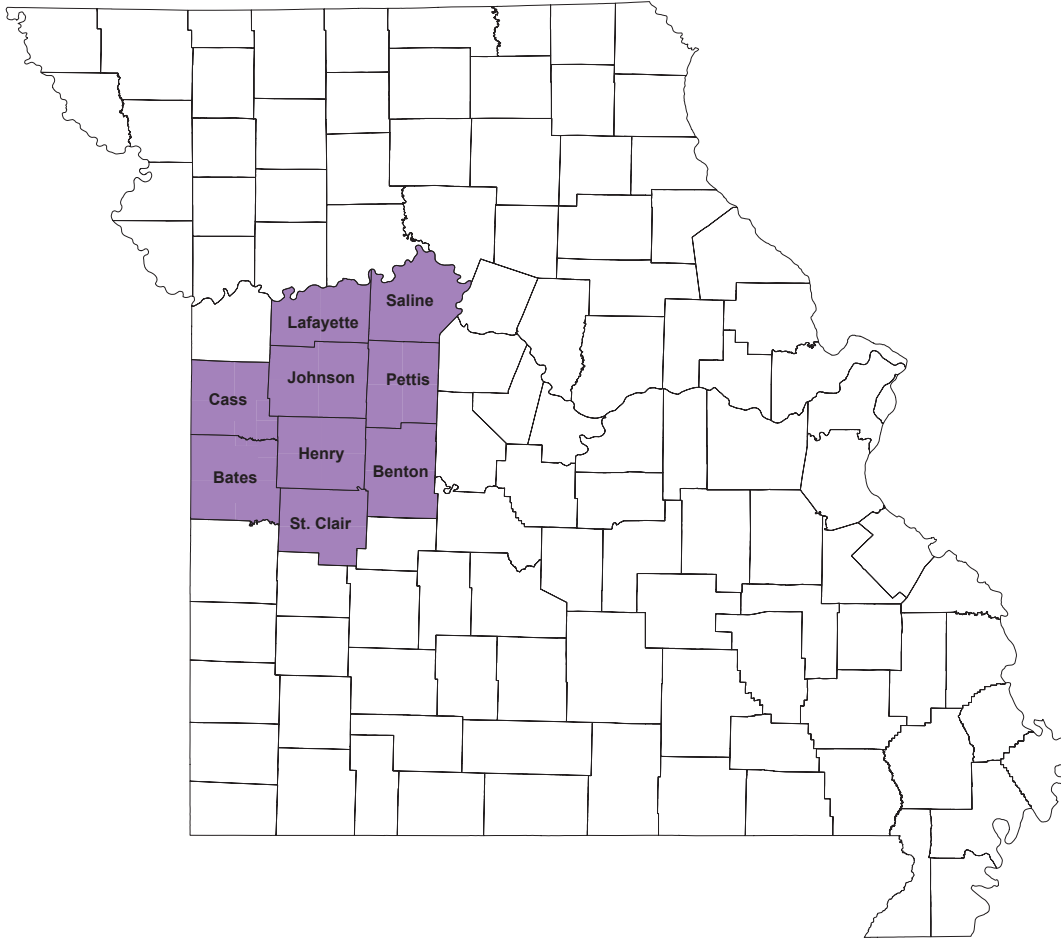
VETERANS

Veteran: 11%
Unknown/Not Veteran: 89%

REGION 10

COUNTIES:

Lafayette, Saline, Cass, Johnson, Pettis, Bates, Henry, Benton, St. Clair



TOTAL HOMELESS: 302

TOTAL SHELTERED HOMELESS: 131

TOTAL UNSHELTERED HOMELESS: 171

REGION 10

SHELTERED INFORMATION

AGE

Under 17: 55.7%
18-45: 38.9%
46-60: 4.6%
61+: 0.8%

GENDER

Female: 69.5%
Male: 30.5%

RACE

White: 85.5%
Black: 3.1%
Biracial: 9.2%
Asian: 1.5%
Native Hawaiian/Pacific Islander: 0.8%

DISABILITY: 25.8%

DOMESTIC VIOLENCE: 75.9%

CHRONICALLY HOMELESS: 22.4%

UNACCOMPANIED YOUTH: 0%

VETERANS: 1.7%

UNSHELTERED INFORMATION

AGE

Average Age: 29
Age Not Provided: 34 Respondents

GENDER

Female: 44%
Male: 56%

RACE

White: 76%
Black: 16%
Biracial: 7.5%
Unknown: 0.5%

DISABILITY

Disability: 25%
Unknown/No Disability: 75%

DOMESTIC VIOLENCE

Domestic Violence: 10%
Unknown/No Domestic Violence: 90%

CHRONICALLY HOMELESS

Chronically Homeless: 11%
Unknown/Not Chronically Homeless: 89%

UNACCOMPANIED YOUTH

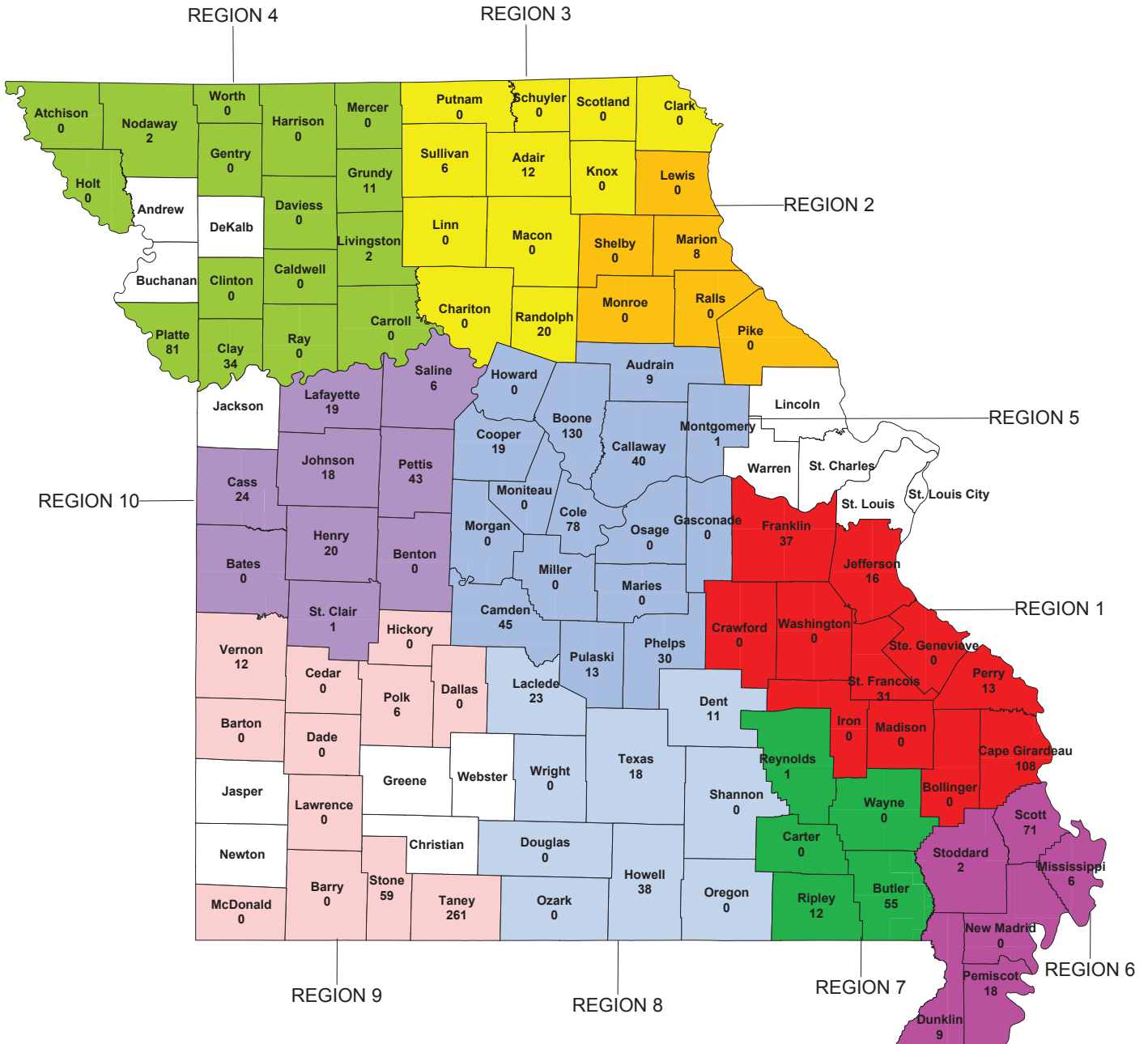
Unaccompanied Youth: 0%
Unknown/No Unaccompanied Youth: 100%

VETERANS

Veteran: 18%
Unknown/Not Veteran: 82%

BALANCE OF STATE SHELTERED TOTALS

Homeless Individuals By County

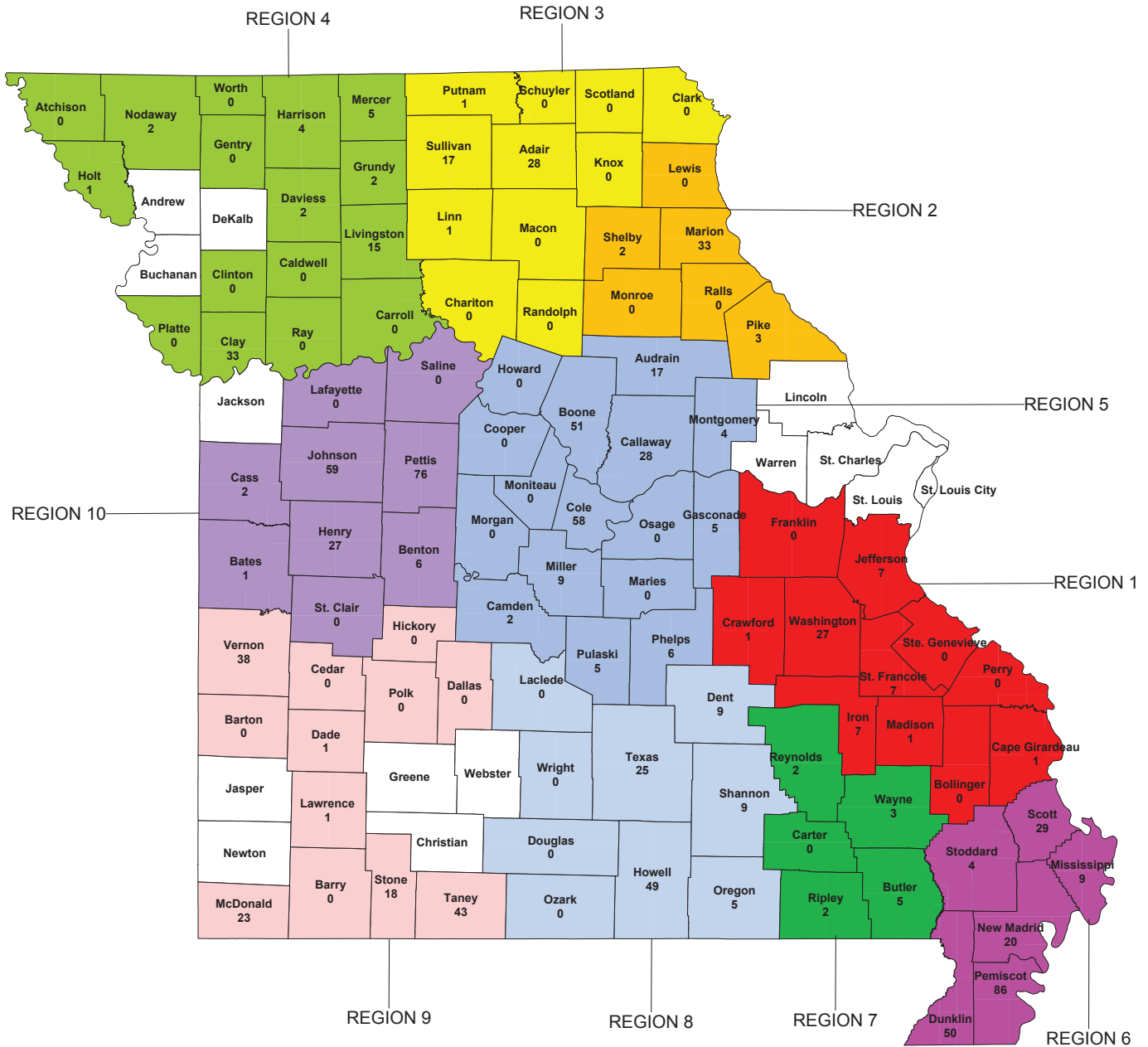


TOTAL SHELTERED HOMELESS: 1,492

BALANCE OF STATE

UNSHELTERED TOTALS

Homeless Individuals By County

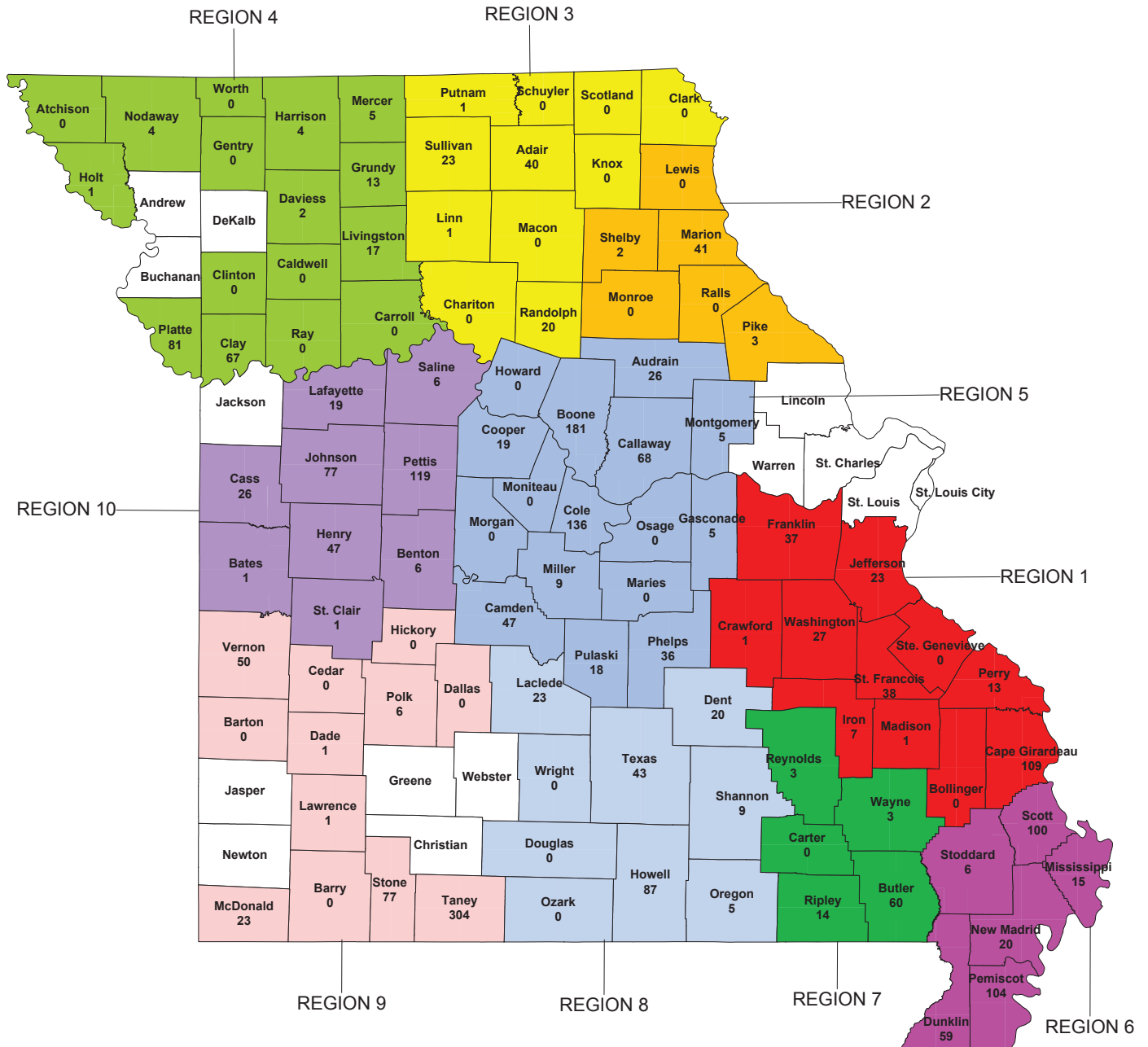


TOTAL UNSHELTERED HOMELESS: 974

BALANCE OF STATE

TOTALS

Homeless Individuals By County



TOTAL SHELTERED AND UNSHELTERED HOMELESS: 2,466