

MISSOURI BALANCE OF STATE CONTINUUM OF CARE

2010 SUMMER POINT-IN-TIME SHELTERED AND UNSHELTERED HOMELESS COUNT



Prepared By



TABLE OF CONTENTS

DATA INFORMATION

1

BALANCE OF STATE CONTINUUM OF CARE MAP
AND TOTAL FIGURES

2-3

REGION ONE

4-5

REGION TWO

6-7

REGION THREE

8-9

REGION FOUR

10-11

REGION FIVE

12-13

REGION SIX

14-15

REGION SEVEN

16-17

REGION EIGHT

18-19

REGION NINE

20-21

REGION TEN

22-23

BALANCE OF STATE SHELTERED INFORMATION
BY COUNTY

24

BALANCE OF STATE UNSHELTERED INFORMATION
BY COUNTY

25

BALANCE OF STATE TOTAL HOMELESS INFORMATION
BY COUNTY

26

DATA INFORMATION

The data in this report is gathered from 101 counties in the Missouri Balance of State (BoS) Continuum of Care (CoC). Social service agencies and community volunteers in each county complete a survey for each homeless individual and family located in the CoC.

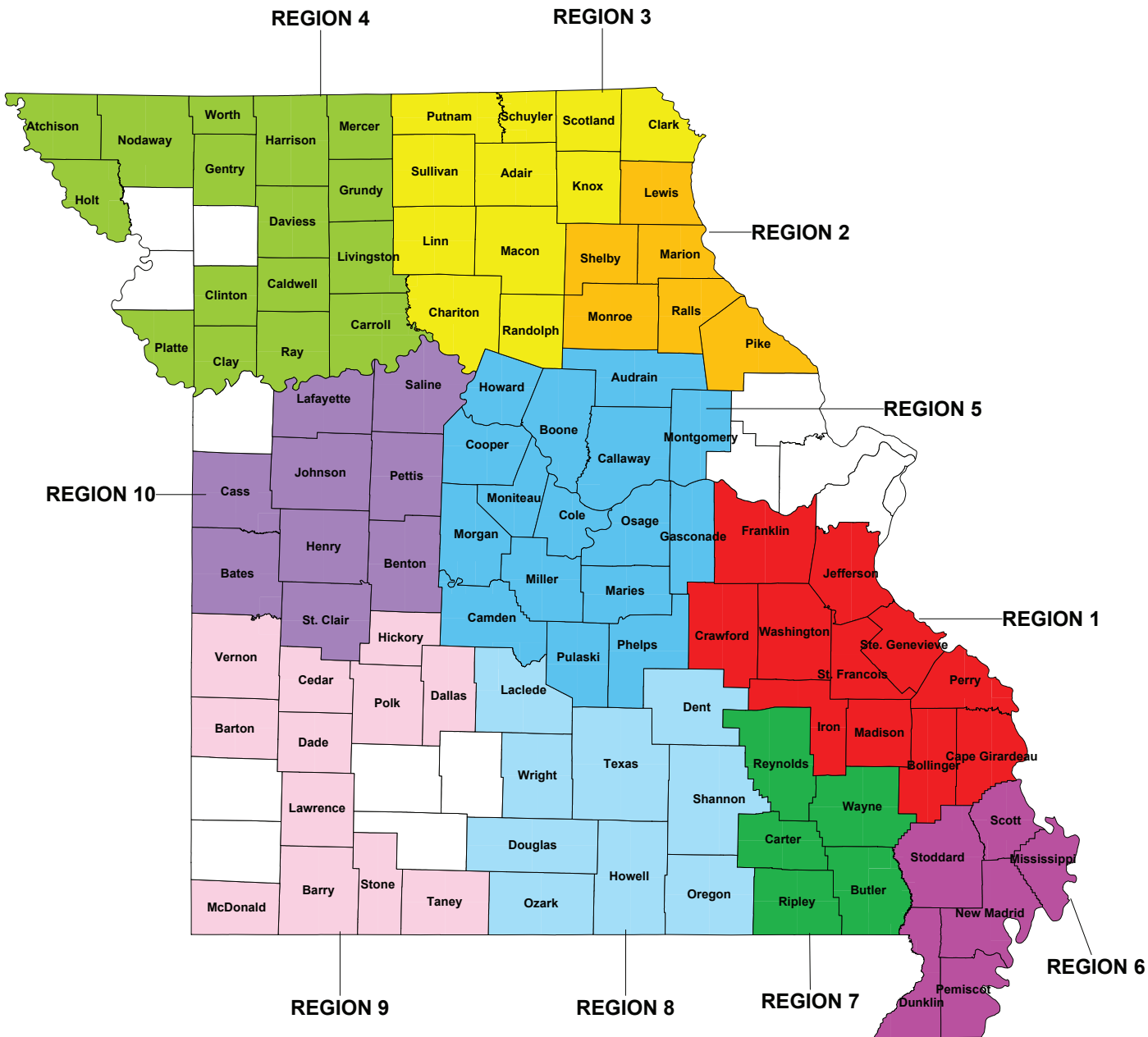
In addition, sheltered data is gathered from social service agencies and organizations providing shelter (emergency shelter, transitional housing and hotel/motel vouchers) to households within the BoS CoC. Together, the sheltered and unsheltered data make up the total number of homeless individuals and families in the BoS CoC. When tabulating data for unsheltered homeless persons, age, gender and race percentages were calculated using the total of all unsheltered persons surveyed. The veteran percentages were calculated using the total of all unsheltered adults surveyed. The disability, victims of domestic violence, chronically homeless and unaccompanied youth percentages were calculated using household information.

When tabulating data for sheltered homeless persons, age, gender and race percentages were calculated using the total of all sheltered persons. The disabled, victims of domestic violence, chronically homeless and veteran percentages were calculated using the total of all sheltered adults. The percentage of households with youth only (unaccompanied youth) was calculated using the total number of households sheltered.

The “unknown/no...” category was used to represent answers left blank or marked “no” on the survey given to unsheltered homeless individuals and families.

For more information on the Point-in-Time Count, or to contact a member of the Community Initiatives department, please visit the MHDC website at www.mhdc.com/ci/point_in_time_count.htm.

BALANCE OF STATE CONTINUUM OF CARE REGIONS



BALANCE OF STATE

SHELTERED INFORMATION

TOTAL SHELTERED HOMELESS:

1,371

AGE

Under 17: 31.9%

18-45: 48.3%

46-60: 18.2%

61+: 1.6%

GENDER

Female: 50.0%

Male: 50.0%

Transgender: 0%

RACE

White: 72.1%

Black: 23.0%

Two or More Races: 4.2%

American Indian/Native American: 0.5%

Asian: 0.2%

DISABILITY: 5.0%

DOMESTIC VIOLENCE: 20.4%

CHRONICALLY HOMELESS: 23.3%

UNACCOMPANIED YOUTH: 1.7%

VETERANS: 8.7%

UNSHeltered INFORMATION

TOTAL UNSHELTERED HOMELESS:

595

AGE

Average Age: 28

Age Not Provided: 109 Respondents

GENDER

Female: 53.0%

Male: 45.0%

Transgender: 0.0%

Gender Not Provided: 2.0%

RACE

White: 65.0%

Black: 16.0%

Two or More Races: 4.0%

Other: 0.5%

American Indian/Native American: 1.0%

Native Hawaiian/Pacific Islander: 0.5%

Unknown: 13.0%

DISABILITY

Disability: 35.0%

Unknown/No Disability: 65.0%

DOMESTIC VIOLENCE

Domestic Violence: 6.0%

Unknown/No Domestic Violence: 94.0%

CHRONICALLY HOMELESS

Chronically Homeless: 10.0%

Unknown/Not Chronically Homeless: 90.0%

UNACCOMPANIED YOUTH

Unaccompanied Youth: 1.0%

Unknown/Not Unaccompanied Youth: 99.0%

VETERANS

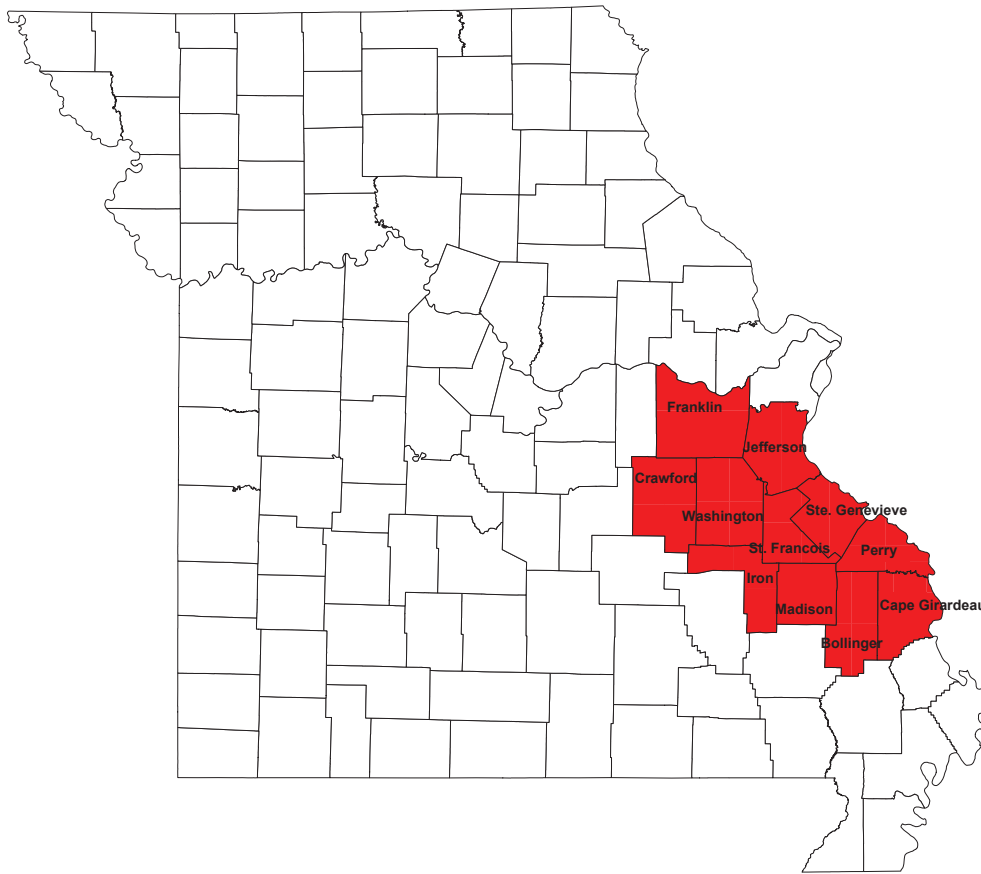
Veteran: 9.0%

Unknown/Not Veteran: 91.0%

REGION 1

COUNTIES:

Franklin, Jefferson, Crawford, Washington, St. Francois, Ste. Genevieve, Perry, Iron, Madison, Bollinger and Cape Girardeau



TOTAL HOMELESS: 185

TOTAL SHELTERED HOMELESS: 147

TOTAL UNSHELTERED HOMELESS: 38

REGION 1

SHELTERED INFORMATION

AGE

Under 17: 19.0%
18-45: 59.2%
46-60: 19.0%
61+: 2.8%

GENDER

Female: 43.5%
Male: 56.5%
Transgender: 0.0%

RACE

White: 67.3%
Black: 24.5%
Two or More Races: 6.8%
American Indian/Native American: 1.4%

DISABILITY: 0.9%

DOMESTIC VIOLENCE: 1.6%

CHRONICALLY HOMELESS: 2.6%

UNACCOMPANIED YOUTH: 0%

VETERANS: 0.8%

UNSHELTERED INFORMATION

AGE

Average Age: 31
Age Not Provided: 3 Respondents

GENDER

Female: 45.0%
Male: 55.0%
Transgender: 0.0%
Gender Not Provided: 0.0%

RACE

White: 97.0%
Black: 3.0%

DISABILITY

Disability: 36.0%
Unknown/No Disability: 64.0%

DOMESTIC VIOLENCE

Domestic Violence: 18.0%
Unknown/No Domestic Violence: 82.0%

CHRONICALLY HOMELESS

Chronically Homeless: 18.0%
Unknown/Not Chronically Homeless: 82.0%

UNACCOMPANIED YOUTH

Unaccompanied Youth: 0.0%
Unknown/Not Unaccompanied Youth: 100%

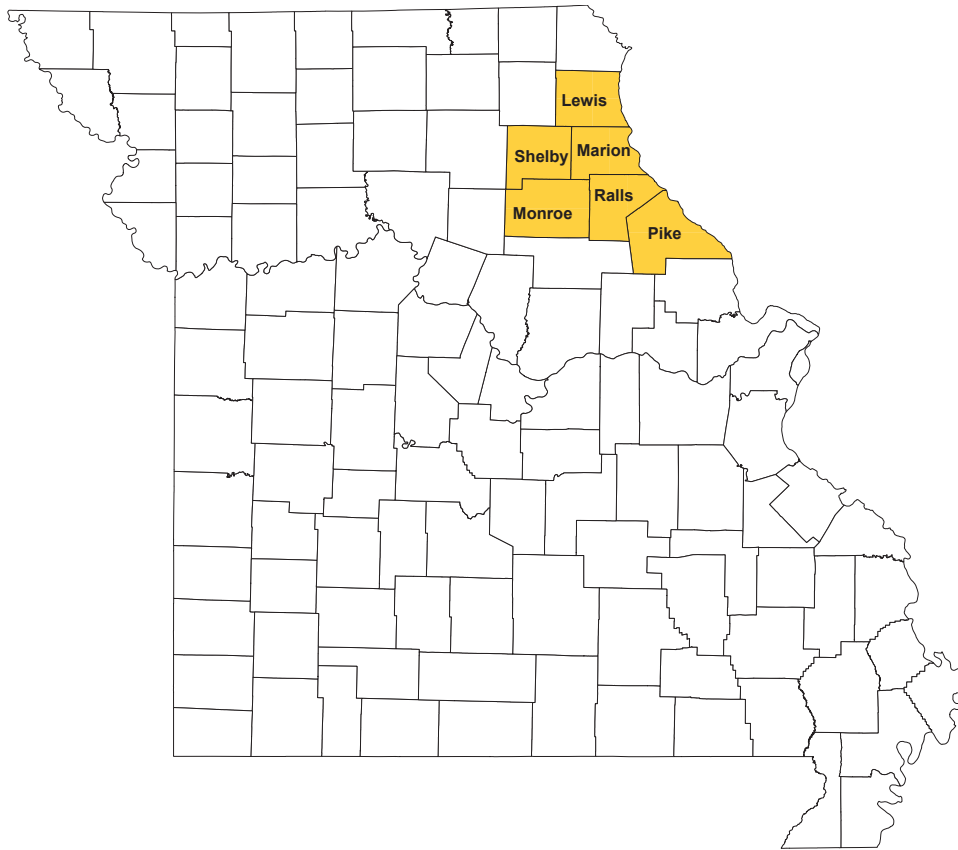
VETERANS

Veteran: 11.0%
Unknown/Not Veteran: 89.0%

REGION 2

COUNTIES:

Lewis, Shelby, Marion, Monroe, Ralls and Pike



TOTAL HOMELESS: 26

TOTAL SHELTERED HOMELESS: 9

TOTAL UNSHELTERED HOMELESS: 17

REGION 2

SHELTERED INFORMATION

AGE

Under 17: 33.3%
18-45: 44.4%
46-60: 11.1%
61+: 11.2%

GENDER

Female: 55.6%
Male: 44.4%
Transgender: 0.0%

RACE

White: 66.7%
Black: 11.1%
Two or More Races: 11.1%
Asian: 11.1%

DISABILITY: 0%

DOMESTIC VIOLENCE: 0.3%

CHRONICALLY HOMELESS: 0.1%

UNACCOMPANIED YOUTH: 0%

VETERANS: 0%

UNSHelterED INFORMATION

AGE

Average Age: 34
Age Not Provided: 0 Respondents

GENDER

Female: 35.0%
Male: 65.0%
Transgender: 0.0%

RACE

White: 82.0%
Black: 6.0%
Unknown: 12.0%

DISABILITY

Disability: 27.0%
Unknown/No Disability: 73.0%

DOMESTIC VIOLENCE

Domestic Violence: 0.0%
Unknown/No Domestic Violence: 100%

CHRONICALLY HOMELESS

Chronically Homeless: 9.0%
Unknown/Not Chronically Homeless: 91.0%

UNACCOMPANIED YOUTH

Unaccompanied Youth: 0.0%
Unknown/Not Unaccompanied Youth: 100%

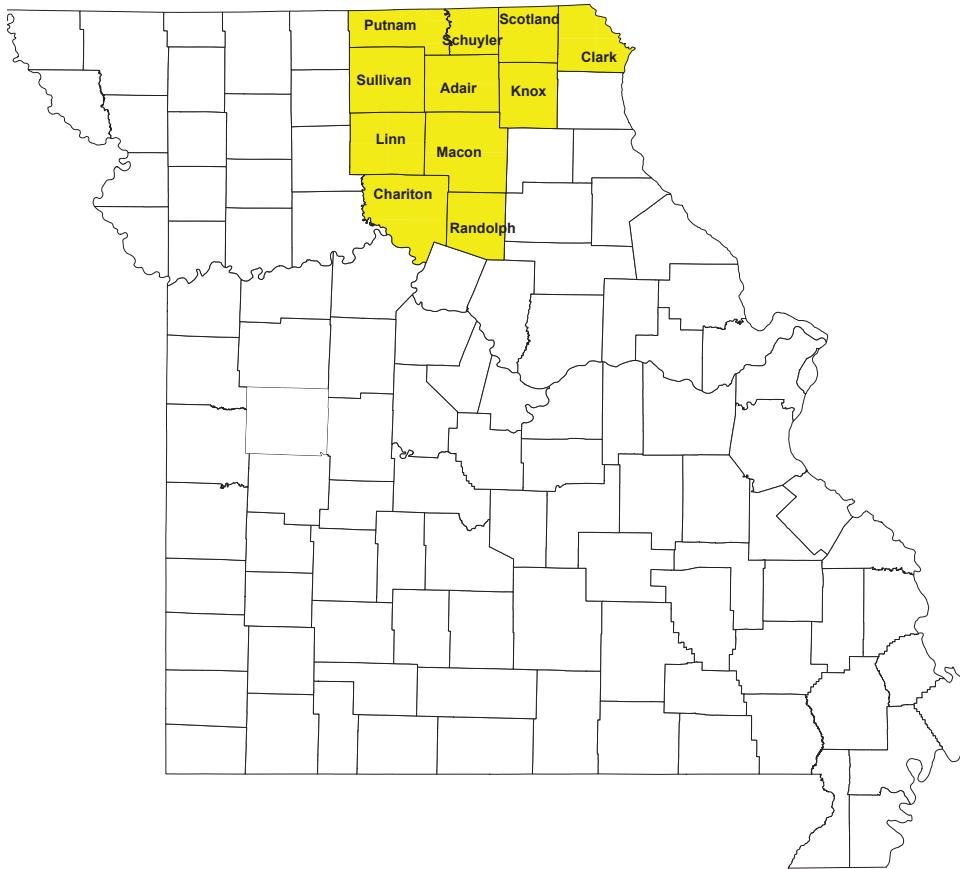
VETERANS

Veteran: 7.0%
Unknown/Not Veteran: 93.0%

REGION 3

COUNTIES:

Putnam, Schuyler, Scotland, Clark, Sullivan, Adair, Knox, Linn, Macon, Chariton and Randolph



TOTAL HOMELESS: 104

TOTAL SHELTERED HOMELESS: 42

TOTAL UNSHELTERED HOMELESS: 62

REGION 3

SHELTERED INFORMATION

AGE

Under 17: 47.6%
18-45: 40.5%
46-60: 9.5%
61+: 2.4%

GENDER

Female: 66.7%
Male: 33.3%
Transgender: 0.0%

RACE

White: 88.1%
Black: 7.1%
Two or More Races: 4.8%

DISABILITY: 0%

DOMESTIC VIOLENCE: 0.9%

CHRONICALLY HOMELESS: 0.6%

UNACCOMPANIED YOUTH: 0%

VETERANS: 0.1%

UNSHELTERED INFORMATION

AGE

Average Age: 27
Age Not Provided: 5 Respondents

GENDER

Female: 47.0%
Male: 53.0%
Transgender: 0.0%

RACE

Black: 3.0%
Two or More Races: 3.0%
Unknown: 94.0%

DISABILITY

Disability: 16.0%
Unknown/No Disability: 84.0%

DOMESTIC VIOLENCE

Domestic Violence: 0.0%
Unknown/No Domestic Violence: 100%

CHRONICALLY HOMELESS

Chronically Homeless: 0.0%
Unknown/Not Chronically Homeless: 100%

UNACCOMPANIED YOUTH

Unaccompanied Youth: 0.0%
Unknown/Not Unaccompanied Youth: 100%

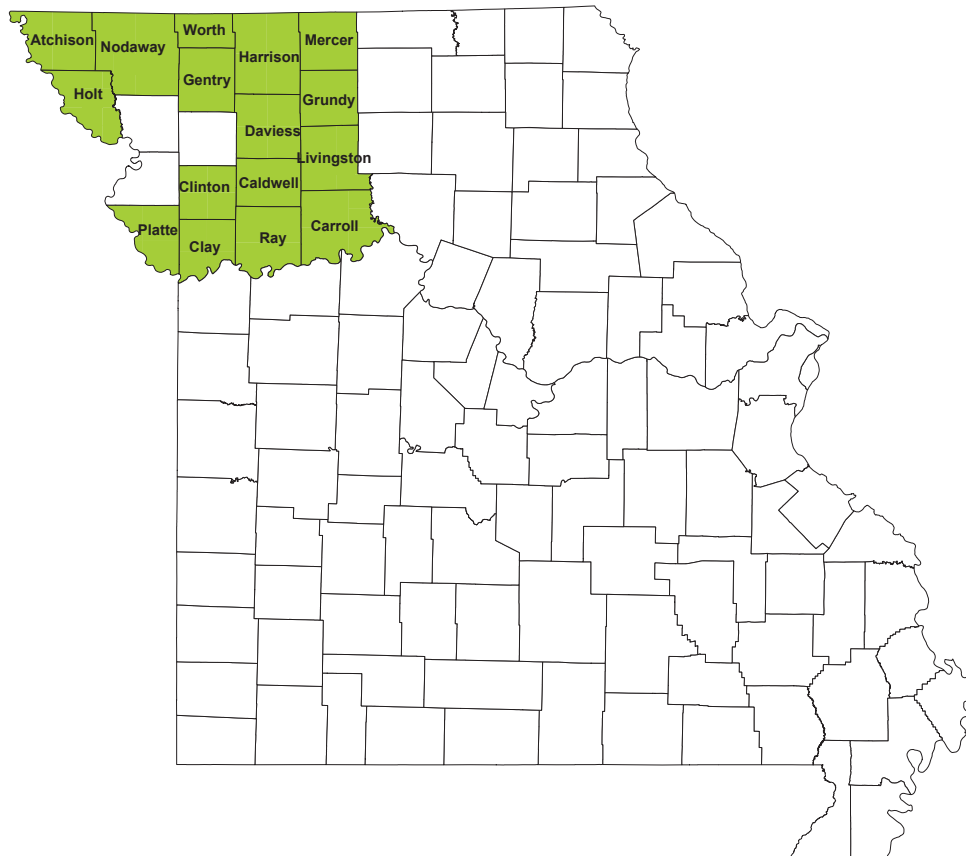
VETERANS

Veteran: 5.0%
Unknown/Not Veteran: 95.0%

REGION 4

COUNTIES:

Atchison, Nodaway, Worth, Harrison, Mercer, Holt, Gentry, Daviess, Grundy, Clinton, Caldwell, Livingston, Platte, Clay, Ray and Carroll



TOTAL HOMELESS: 148

TOTAL SHELTERED HOMELESS: 99

TOTAL UNSHELTERED HOMELESS: 49

REGION 4

SHELTERED INFORMATION

AGE

Under 17: 53.5%
18-45: 42.4%
46-60: 4.1%
61+: 0%

GENDER

Female: 62.6%
Male: 37.4%
Transgender: 0.0%

RACE

White: 48.5%
Black: 44.4%
Two or More Races: 7.1%

DISABILITY: 0.1%

DOMESTIC VIOLENCE: 1.6%

CHRONICALLY HOMELESS: 0.7%

UNACCOMPANIED YOUTH: 1.6%

VETERANS: 0%

UNSHELTERED INFORMATION

AGE

Average Age: 31
Age Not Provided: 5 Respondents

GENDER

Female: 47.0%
Male: 53.0%
Transgender: 0.0%

RACE

White: 78.0%
Black: 14.0%
Two or More Races: 8.0%

DISABILITY

Disability: 45.0%
Unknown/No Disability: 55.0%

DOMESTIC VIOLENCE

Domestic Violence: 16.0%
Unknown/No Domestic Violence: 84.0%

CHRONICALLY HOMELESS

Chronically Homeless: 6.0%
Unknown/Not Chronically Homeless: 94.0%

UNACCOMPANIED YOUTH

Unaccompanied Youth: 3.0%
Unknown/Not Unaccompanied Youth: 97.0%

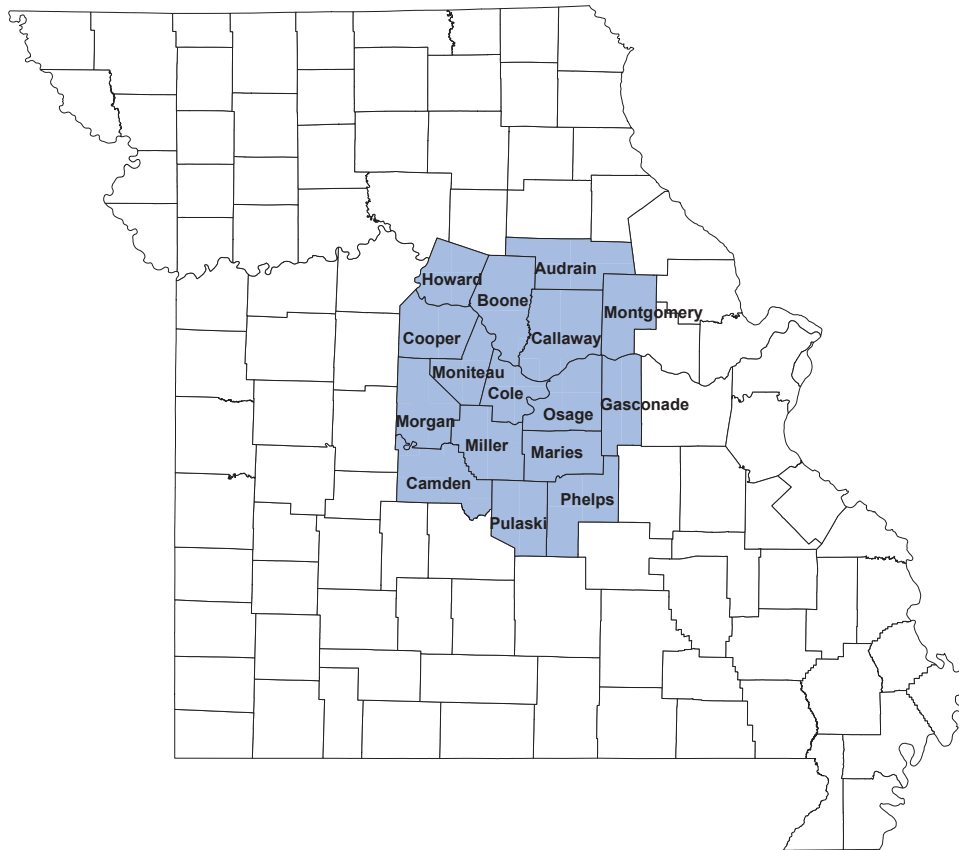
VETERANS:

Veteran: 17.0%
Unknown/Not Veteran: 83.0%

REGION 5

COUNTIES:

Howard, Audrain, Boone, Callaway, Montgomery, Cooper, Moniteau, Cole, Osage, Gasconade, Morgan, Miller, Maries, Camden, Pulaski and Phelps



TOTAL HOMELESS: 452

TOTAL SHELTERED HOMELESS: 351

TOTAL UNSHELTERED HOMELESS: 101

REGION 5

SHELTERED INFORMATION

AGE

Under 17: 28.8%
18-45: 44.2%
46-60: 23.9%
61+: 3.1%

GENDER

Female: 44.2%
Male: 55.8%
Transgender: 0.0%

RACE

White: 69.2%
Black: 24.2%
Two or More Races: 4.8%
Asian: 0.4%
American Indian/Native American: 1.4%

DISABILITY: 1.6%

DOMESTIC VIOLENCE: 4.9%

CHRONICALLY HOMELESS: 3.8%

UNACCOMPANIED YOUTH: 0.1%

VETERANS: 2.6%

UNSHELTERED INFORMATION

AGE

Average Age: 36
Age Not Provided: 29 Respondents

GENDER

Female: 22.0%
Male: 58.0%
Transgender: 0.0%
Gender Not Provided: 20.0%

RACE

White: 66.0%
Black: 20.0%
Two or More Races: 5.0%
Unknown: 9.0%

DISABILITY

Disability: 38.0%
Unknown/No Disability: 62.0%

DOMESTIC VIOLENCE

Domestic Violence: 3.0%
Unknown/No Domestic Violence: 97.0%

CHRONICALLY HOMELESS

Chronically Homeless: 19.0%
Unknown/Not Chronically Homeless: 81.0%

UNACCOMPANIED YOUTH

Unaccompanied Youth: 0.0%
Unknown/Not Unaccompanied Youth: 100%

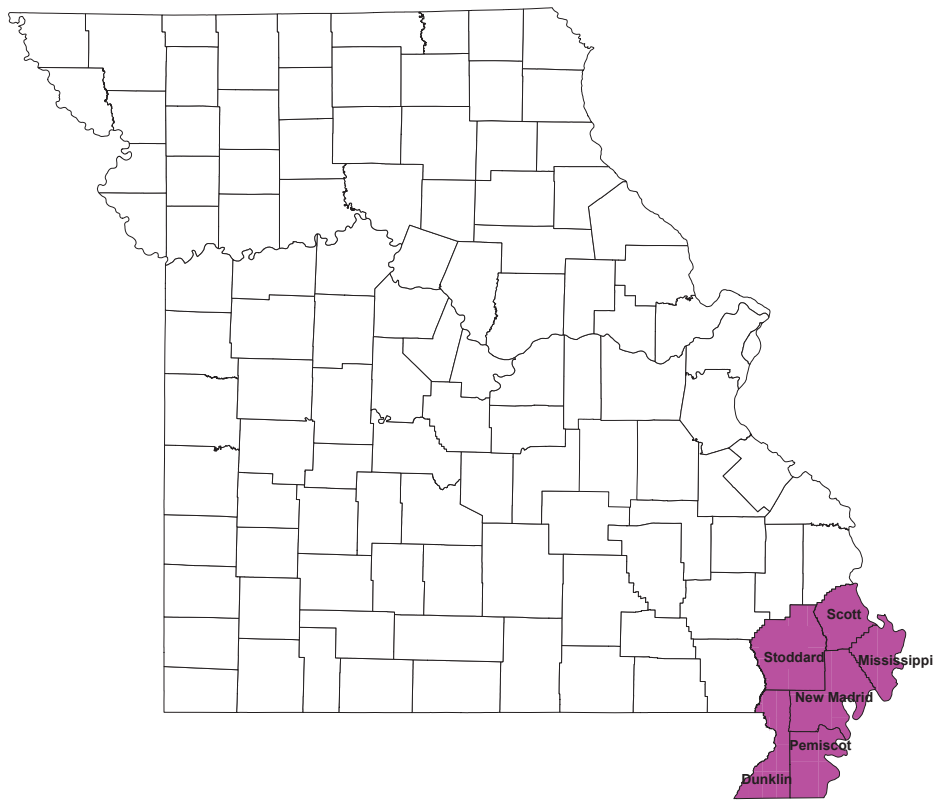
VETERANS

Veteran: 14.0%
Unknown/Not Veteran: 86.0%

REGION 6

COUNTIES:

Scott, Stoddard, Mississippi, New Madrid, Dunklin and Pemiscot



TOTAL HOMELESS: 158

TOTAL SHELTERED HOMELESS: 77

TOTAL UNSHELTERED HOMELESS: 81

REGION 6

SHELTERED INFORMATION

AGE

Under 17: 50.6%
18-45: 41.6%
46-60: 7.8%
61+: 0%

GENDER

Female: 59.7%
Male: 40.3%
Transgender: 0.0%

RACE

White: 46.8%
Black: 53.2%

DISABILITY: 0.1%

DOMESTIC VIOLENCE: 0.7%

CHRONICALLY HOMELESS: 0.3%

UNACCOMPANIED YOUTH: 0%

VETERANS: 0.1%

UNSHELTERED INFORMATION

AGE

Average Age: 24
Age Not Provided: 2 Respondents

GENDER

Female: 58.0%
Male: 41.0%
Transgender: 0.0%
Gender Not Provided: 1.0%

RACE

White: 28.0%
Black: 66.0%
Two or More Races: 1.0%
American Indian/Native American: 1.0%
Unknown: 4.0%

DISABILITY

Disability: 28.0%
Unknown/No Disability: 72.0%

DOMESTIC VIOLENCE

Domestic Violence: 11.0%
Unknown/No Domestic Violence: 89.0%

CHRONICALLY HOMELESS

Chronically Homeless: 2.0%
Unknown/Not Chronically Homeless: 98.0%

UNACCOMPANIED YOUTH

Unaccompanied Youth: 0.0%
Unknown/Not Unaccompanied Youth: 100%

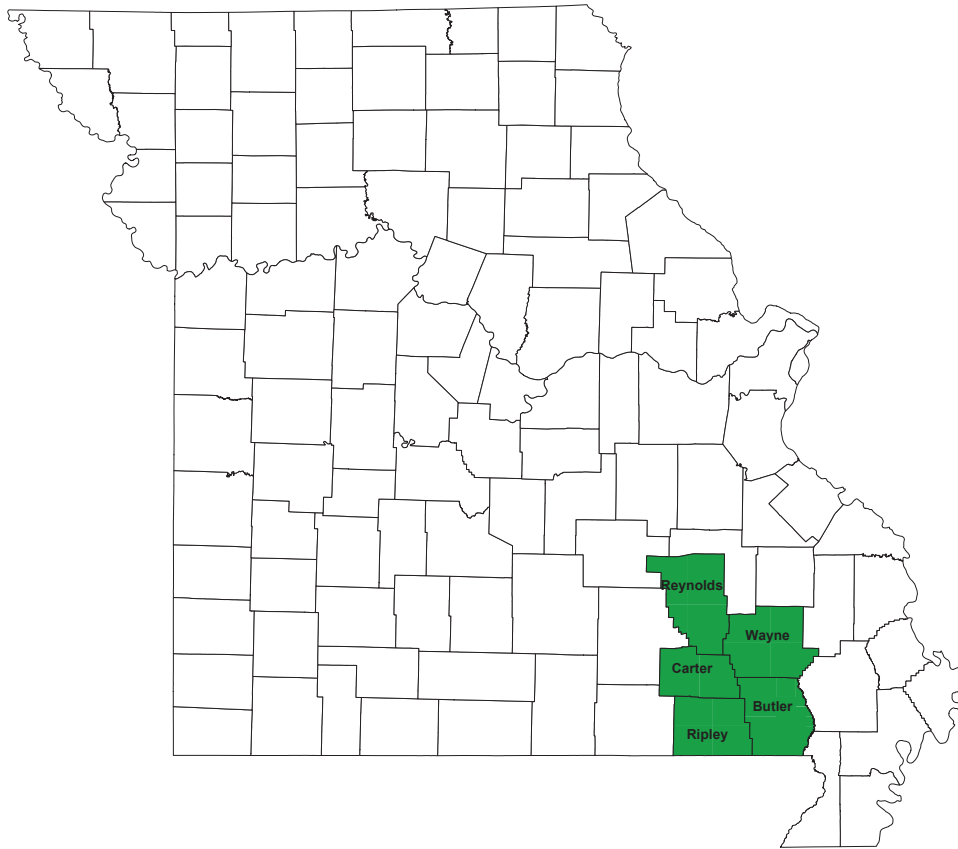
VETERANS

Veteran: 4.0%
Unknown/Not Veteran: 96.0%

REGION 7

COUNTIES:

Reynolds, Wayne, Carter, Ripley and Butler



TOTAL HOMELESS: 152

TOTAL SHELTERED HOMELESS: 139

TOTAL UNSHELTERED HOMELESS: 13

REGION 7

SHELTERED INFORMATION

AGE

Under 17: 30.9%
18-45: 26.6%
46-60: 41.0%
61+: 1.5%

GENDER

Female: 38.8%
Male: 61.2%
Transgender: 0.0%

RACE

White: 90.6%
Black: 5.8%
Two or More Races: 3.6%

DISABILITY: 0.4%

DOMESTIC VIOLENCE: 1.5%

CHRONICALLY HOMELESS: 1.2%

UNACCOMPANIED YOUTH: 0%

VETERANS: 3.3%

UNSHELTERED INFORMATION

AGE

Average Age: 43
Age Not Provided: 11 Respondents

GENDER

Female: 31.0%
Male: 31.0%
Transgender: 0.0%
Gender Not Provided: 38.0%

RACE

White: 62.0%
Black: 15.0%
American Indian/Native American: 15.0%
Unknown: 8.0%

DISABILITY

Disability: 13.0%
Unknown/No Disability: 87.0%

DOMESTIC VIOLENCE

Domestic Violence: 0.0%
Unknown/No Domestic Violence: 100%

CHRONICALLY HOMELESS

Chronically Homeless: 13.0%
Unknown/Not Chronically Homeless: 87.0%

UNACCOMPANIED YOUTH

Unaccompanied Youth: 0.0%
Unknown/Not Unaccompanied Youth: 100%

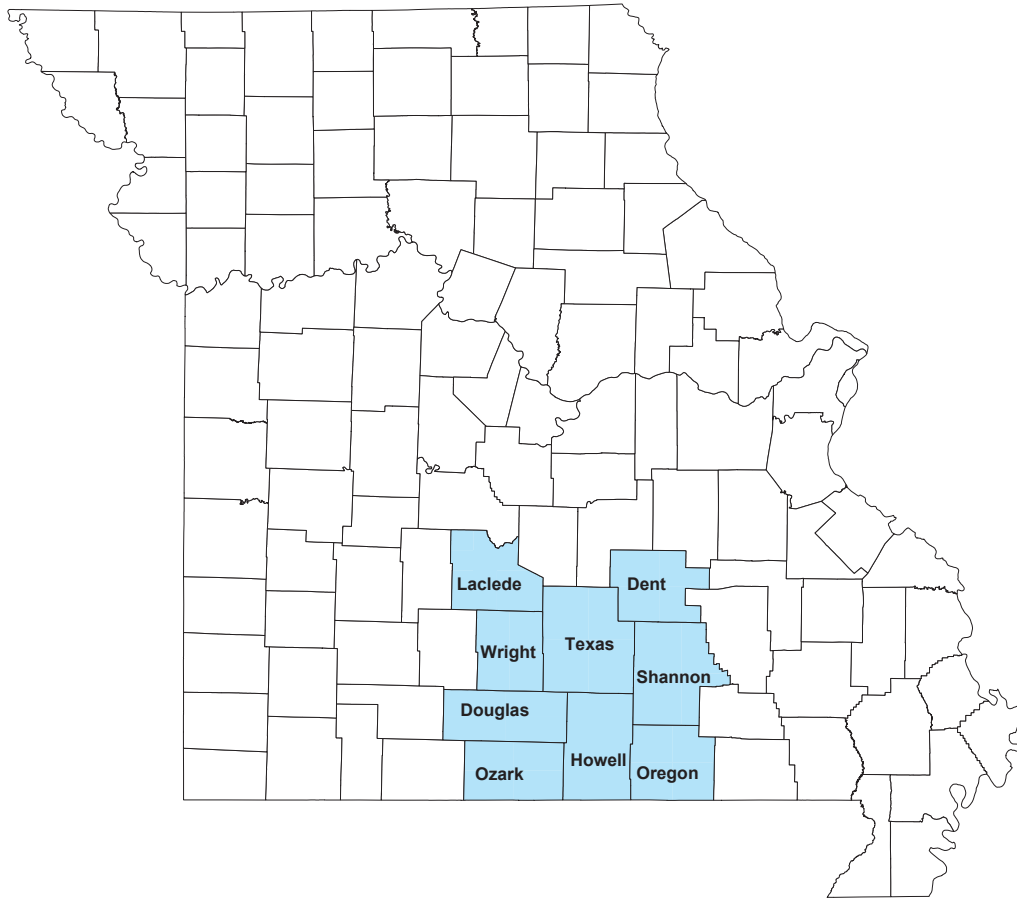
VETERANS

Veteran: 0.0%
Unknown/Not Veteran: 100%

REGION 8

COUNTIES:

Laclede, Dent, Wright, Texas, Shannon, Douglas, Ozark, Howell and Oregon



TOTAL HOMELESS: 134

TOTAL SHELTERED HOMELESS: 88

TOTAL UNSHELTERED HOMELESS: 46

REGION 8

SHELTERED INFORMATION

AGE

Under 17: 46.6%
18-45: 40.9%
46-60: 12.5%
61+: 0%

GENDER

Female: 62.5%
Male: 37.5%
Transgender: 0.0%

RACE

White: 94.3%
Black: 5.7%

DISABILITY: 0%

DOMESTIC VIOLENCE: 1.9%

CHRONICALLY HOMELESS: 1.3%

UNACCOMPANIED YOUTH: 0%

VETERANS: 0.2%

UNSHELTERED INFORMATION

AGE

Average Age: 25
Age Not Provided: 5 Respondents

GENDER

Female: 37.0%
Male: 52.0%
Transgender: 0.0%
Gender Not Provided: 11.0%

RACE

White: 85.0%
Two or More Races: 13.0%
Other: 2.0%

DISABILITY

Disability: 33.0%
Unknown/No Disability: 67.0%

DOMESTIC VIOLENCE

Domestic Violence: 14.0%
Unknown/No Domestic Violence: 86.0%

CHRONICALLY HOMELESS

Chronically Homeless: 10.0%
Unknown/Not Chronically Homeless: 90.0%

UNACCOMPANIED YOUTH

Unaccompanied Youth: 5.0%
Unknown/Not Unaccompanied Youth: 95.0%

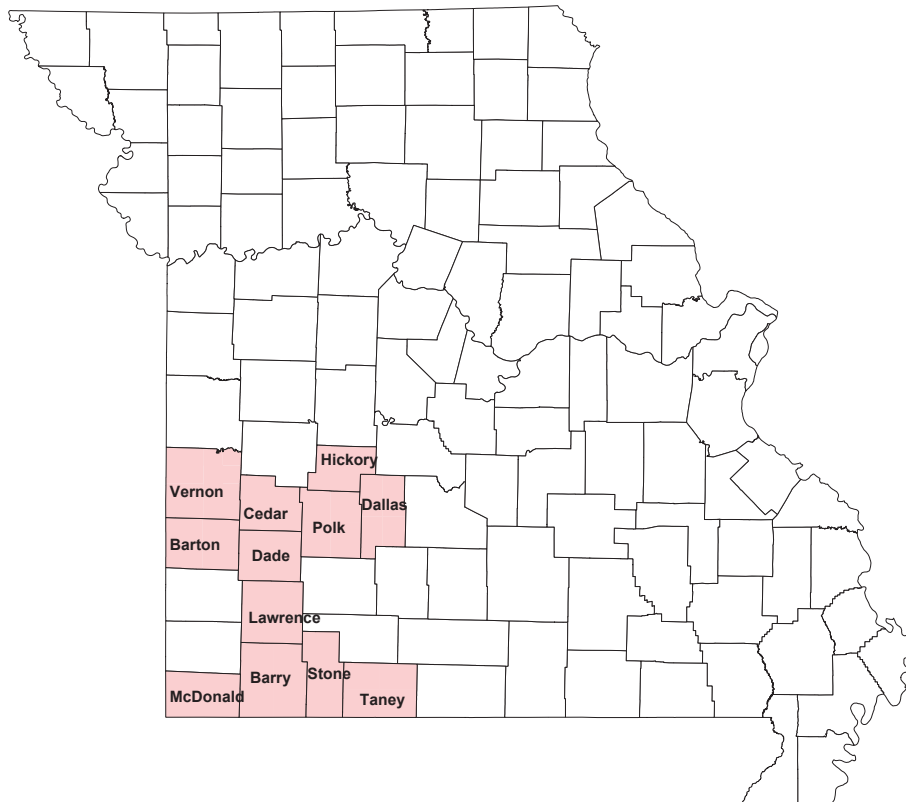
VETERANS

Veteran: 11.0%
Unknown/Not Veteran: 89.0%

REGION 9

COUNTIES:

Vernon, Hickory, Barton, Cedar, Dade, Polk, Dallas, Lawrence, McDonald, Barry, Stone and Taney



TOTAL HOMELESS: 374

TOTAL SHELTERED HOMELESS: 308

TOTAL UNSHELTERED HOMELESS: 66

REGION 9

SHELTERED INFORMATION

AGE

Under 17: 19.7%
18-45: 65.3%
46-60: 14.0%
61+: 1.0%

GENDER

Female: 46.4%
Male: 53.6%
Transgender: 0.0%

RACE

White: 71.8%
Black: 25.0%
Two or More Races: 3.2%

DISABILITY: 1.6%

DOMESTIC VIOLENCE: 4.2%

CHRONICALLY HOMELESS: 12.1%

UNACCOMPANIED YOUTH: 0%

VETERANS: 1.2%

UNSHELTERED INFORMATION

AGE

Average Age: 36
Age Not Provided: 41 Respondents

GENDER

Female: 32.0%
Male: 57.0%
Transgender: 0.0%
Gender Not Provided: 11.0%

RACE

White: 92.0%
Black: 5.0%
American Indian/Native American: 2.0%
Unknown: 1.0%

DISABILITY

Disability: 22.0%
Unknown/No Disability: 78.0%

DOMESTIC VIOLENCE

Domestic Violence: 2.0%
Unknown/No Domestic Violence: 98.0%

CHRONICALLY HOMELESS

Chronically Homeless: 11.0%
Unknown/Not Chronically Homeless: 89.0%

UNACCOMPANIED YOUTH

Unaccompanied Youth: 4.0%
Unknown/Not Unaccompanied Youth: 96.0%

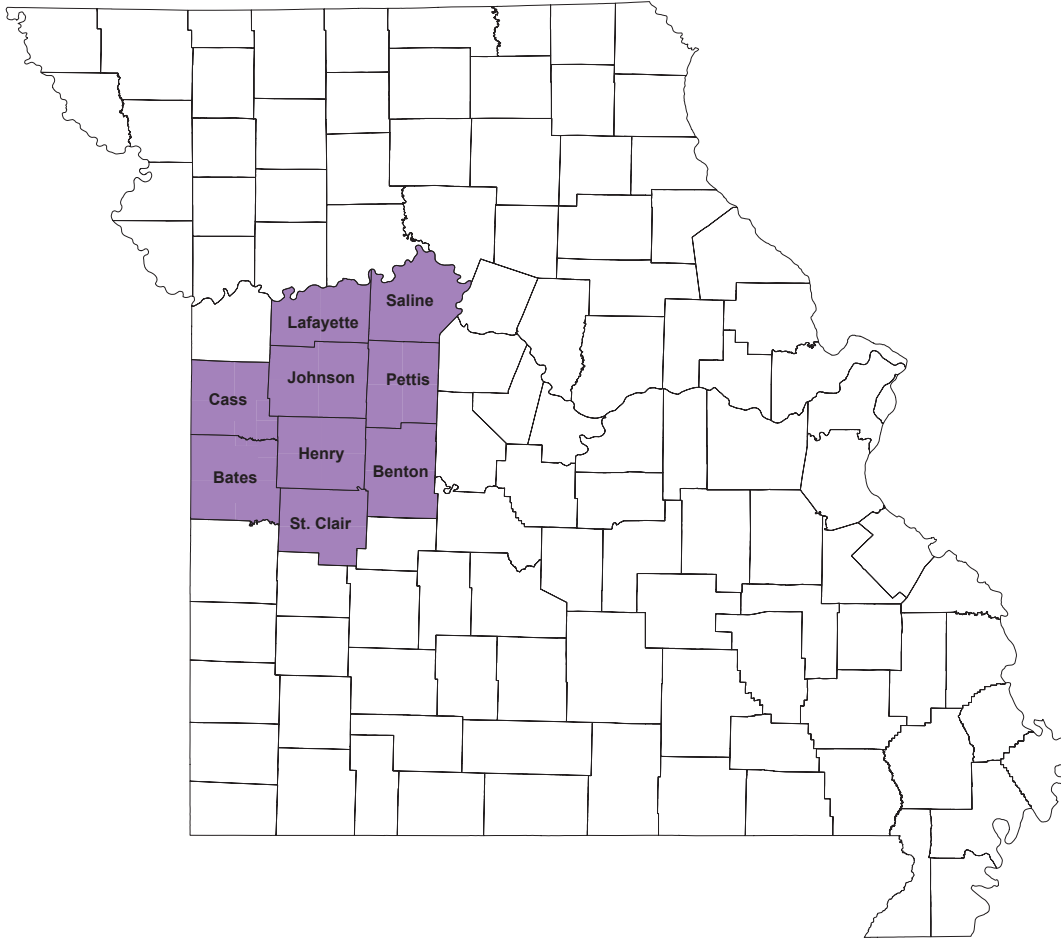
VETERANS

Veteran: 8.0%
Unknown/Not Veteran: 92.0%

REGION 10

COUNTIES:

Lafayette, Saline, Cass, Johnson, Pettis, Bates, Henry, Benton and St. Clair



TOTAL HOMELESS: 233

TOTAL SHELTERED HOMELESS: 111

TOTAL UNSHELTERED HOMELESS: 122

REGION 10

SHELTERED INFORMATION

AGE

Under 17: 44.1%
18-45: 45.9%
46-60: 10.0%
61+: 0%

GENDER

Female: 66.7%
Male: 33.3%
Transgender: 0.0%

RACE

White: 81.1%
Black: 13.5%
Two or More Races: 5.4%

DISABILITY: 0.4%

DOMESTIC VIOLENCE: 2.7%

CHRONICALLY HOMELESS: 0.7%

UNACCOMPANIED YOUTH: 0%

VETERANS: 0.3%

UNSHELTERED INFORMATION

AGE

Average Age: 29
Age Not Provided: 8 Respondents

GENDER

Female: 43.0%
Male: 56.0%
Transgender: 0.0%
Gender Not Provided: 1.0%

RACE

White: 83.0%
Black: 9.0%
Two or More Races: 5.0%
Native Hawaiian/Pacific Islander: 1.0%
Other: 1.0%
Unknown: 1.0%

DISABILITY

Disability: 53.0%
Unknown/No Disability: 47.0%

DOMESTIC VIOLENCE

Domestic Violence: 4.0%
Unknown/No Domestic Violence: 96%

CHRONICALLY HOMELESS

Chronically Homeless: 9.0%
Unknown/Not Chronically Homeless: 91.0%

UNACCOMPANIED YOUTH

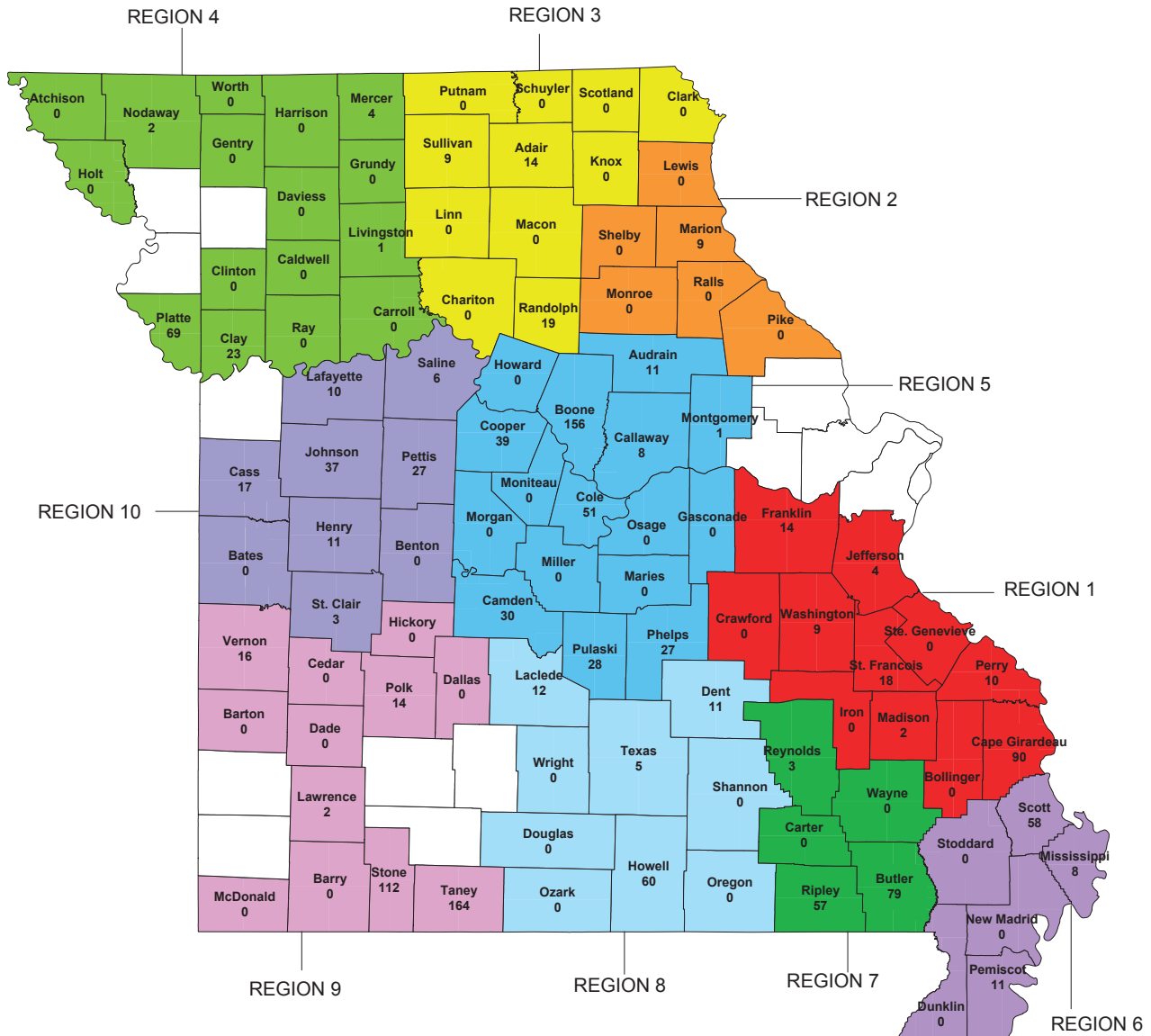
Unaccompanied Youth: 0.0%
Unknown/No Unaccompanied Youth: 100%

VETERANS

Veteran: 5.0%
Unknown/Not Veteran: 95.0%

BALANCE OF STATE SHELTERED TOTALS

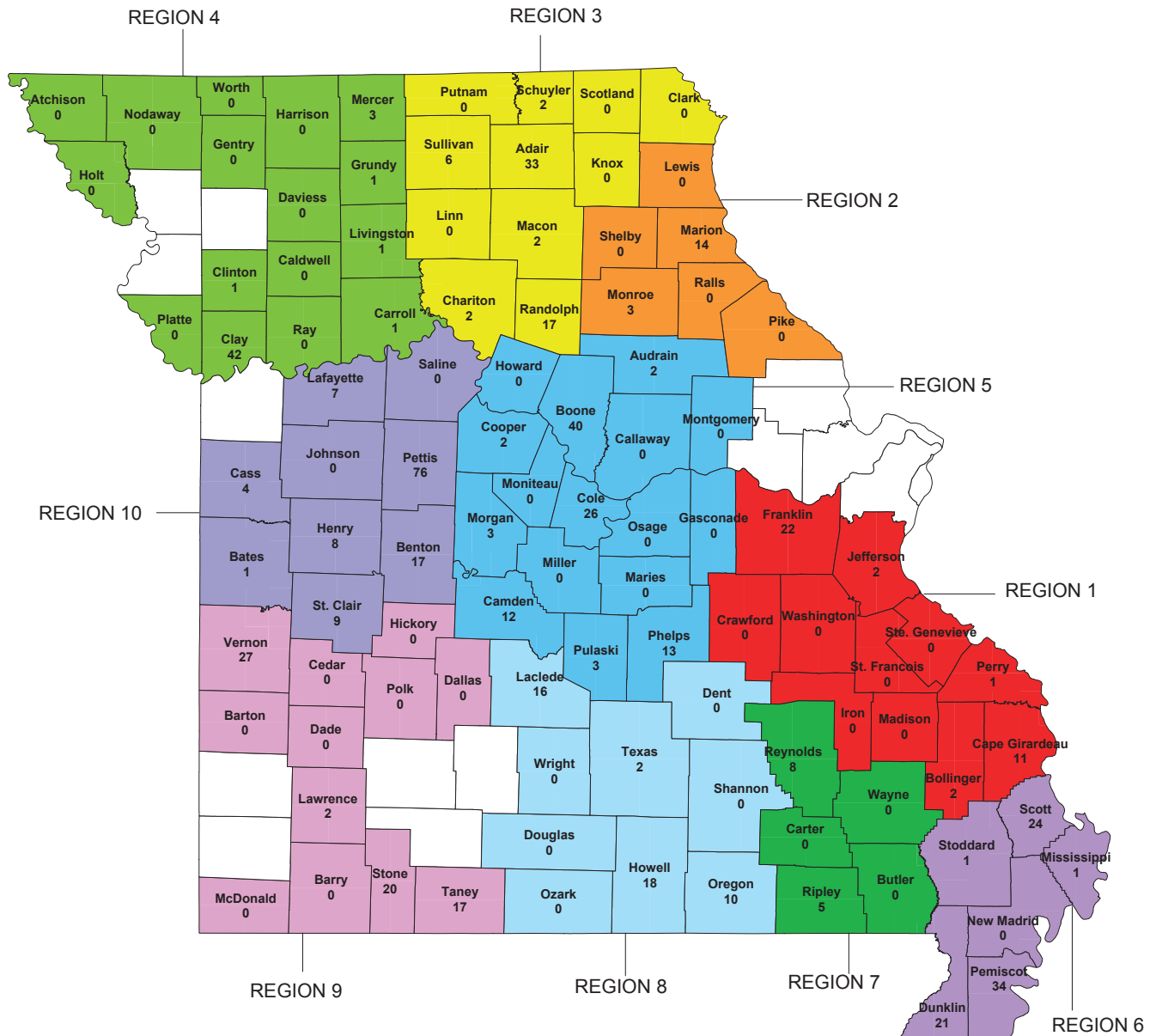
Homeless Individuals By County



TOTAL SHELTERED HOMELESS: 1,371

BALANCE OF STATE UNSHELTERED TOTALS

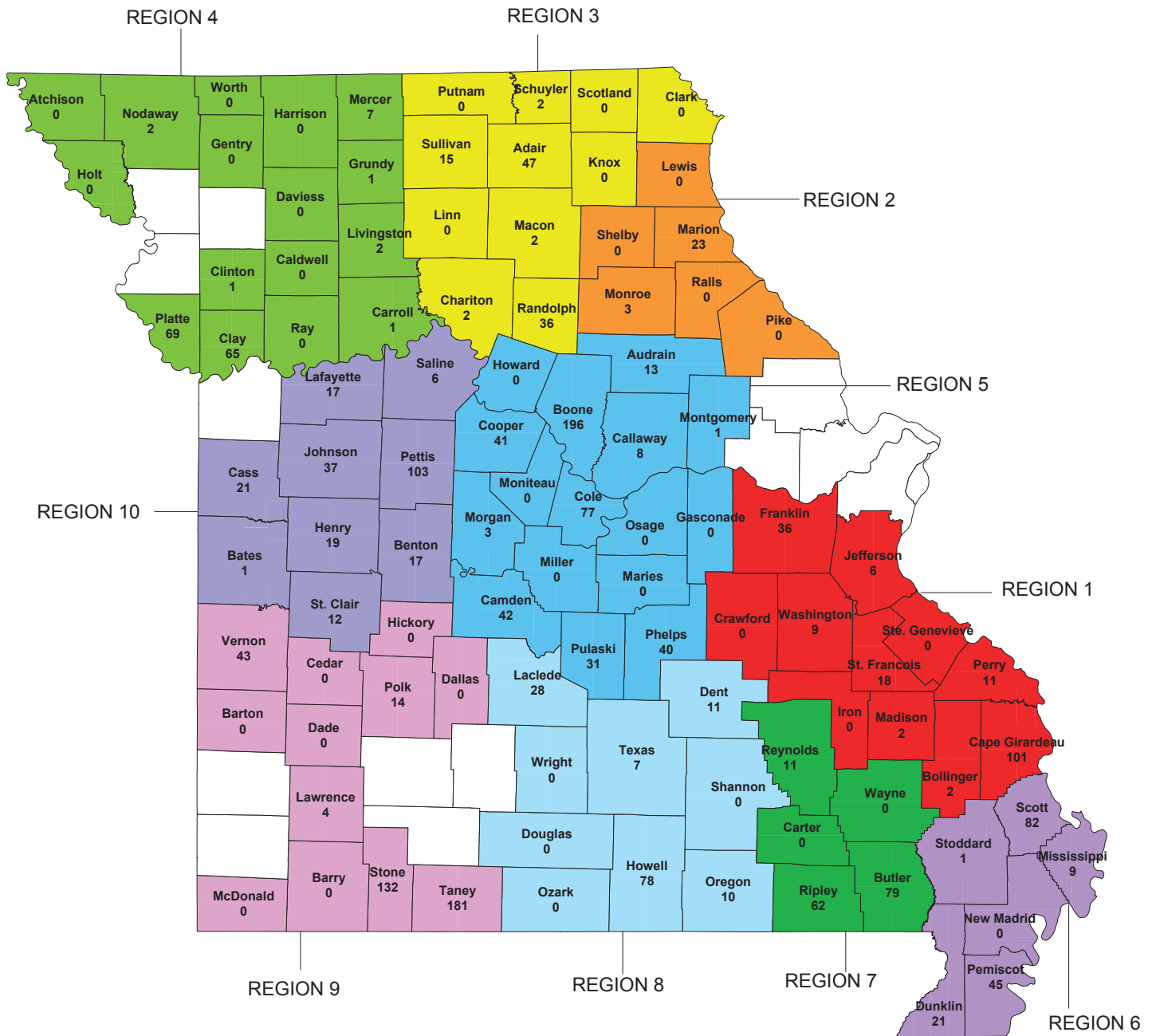
Homeless Individuals By County



TOTAL UNSHELTERED HOMELESS: 595

BALANCE OF STATE TOTALS

Homeless Individuals By County



TOTAL SHELTERED AND UNSHELTERED HOMELESS: 1,966