

MISSOURI BALANCE OF STATE CONTINUUM OF CARE

2013 SUMMER POINT-IN-TIME SHELTERED AND UNSHelterED HOMELESS COUNT



Prepared By



TABLE OF CONTENTS

METHODOLOGY

1

BALANCE OF STATE CONTINUUM OF CARE MAP
AND TOTAL FIGURES

2-3

REGION ONE

4-5

REGION TWO

6-7

REGION THREE

8-9

REGION FOUR

10-11

REGION FIVE

12-13

REGION SIX

14-15

REGION SEVEN

16-17

REGION EIGHT

18-19

REGION NINE

20-21

REGION TEN

22-23

BALANCE OF STATE SHELTERED INFORMATION
BY COUNTY

24

BALANCE OF STATE UNSHELTERED INFORMATION
BY COUNTY

25

BALANCE OF STATE TOTAL HOMELESS INFORMATION
BY COUNTY

26

BALANCE OF STATE DOUBLED UP TOTALS
BY COUNTY

27

METHODOLOGY

The data in this report is gathered from 101 counties in the Missouri Balance of State (BoS) Continuum of Care (CoC). Social service agencies and community volunteers in each county complete a survey for each unsheltered homeless individual and family located in the CoC. Unsheltered homeless is defined by the U.S. Department of Housing and Urban Development (HUD) as “An individual or family who lacks a fixed, regular, and adequate nighttime residence, meaning: Sleeping in a place not designed for or ordinarily used as a regular sleeping accommodation, including a car, park, abandoned building, bus or train station, airport camping ground or other place not meant for human habitation”.

In addition, sheltered data is gathered from social service agencies and organizations providing shelter (emergency shelter, safe haven, transitional housing and hotel/motel vouchers paid for by charitable organizations) to households within the BoS CoC. Together, the sheltered and unsheltered data make up the total number of homeless individuals and families in the BoS CoC.

When tabulating data for unsheltered homeless persons, age, gender and race percentages were calculated using the total of all unsheltered persons surveyed. The Veteran percentages were calculated using the total of all unsheltered adults surveyed. The disability, victims of domestic violence, chronically homeless and unaccompanied youth percentages were calculated using household information.

When tabulating data for sheltered homeless persons, age, gender and race percentages were calculated using the total of all sheltered persons. The disability, victims of domestic violence, and veteran percentages were calculated using the total of all sheltered adults. Chronically homeless percentages were calculated using the total of all households sheltered to account for both chronically homeless individuals and chronically homeless families. Unaccompanied youth percentages were calculated using the total number of children sheltered.

The “unknown/no...” category was used to represent information unknown at time of entry into a shelter program or answers left blank or marked “no” on the survey administered to unsheltered homeless individuals and families.

Individuals surveyed may be represented in more than one disability category. Individuals may have more than one disability documented; therefore, the totals in the disability sections of the unsheltered or sheltered responses may not equal 100%.

For more information on the Point-in-Time Count, please visit the Governor’s Committee to End Homelessness (GCEH) website at www.mo-ich.org.

BALANCE OF STATE

SHELTERED INFORMATION

TOTAL SHELTERED HOMELESS:

1,356

AGE

17 and under: 33.9%

18-24: 11.1%

25+: 55.0%

GENDER

Female: 53.1%

Male: 46.8%

Transgender: 0.1%

Unknown: 0%

RACE

Other: 0.2%

White: 70.8%

Black or African American: 21.5%

Two or more races: 4.9%

American Indian or Alaskan Native: 1.6%

Asian: 0.5%

Native Hawaiian or Other Pacific Islander: 0.5%

Unknown: 0%

DISABILITIES BY CATEGORY

HIV/AIDS: 0.1%

Mental Illness: 10.3%

Substance Abuse: 27.1%

Physical: 8.3%

None/Unknown: 0%

DOMESTIC VIOLENCE

Domestic Violence: 31.8%

None/Unknown: 68.2%

CHRONIC

Chronic Adults: 23.0%

None/Unknown: 77.0%

UNACCOMPANIED YOUTH

Unaccompanied Youth: 5.0%

None/Unknown: 95.0%

VETERANS

Male Veterans: 12.7%

Female Veterans: 0.6%

None/Unknown: 86.7%

UNSHeltered INFORMATION

TOTAL UNSHELTERED HOMELESS:

625

AGE

17 and under: 27%

18-24: 9%

25+: 63%

GENDER

Female: 36%

Male: 61%

Transgender: .3%

Unknown: 2%

RACE

Other: 0%

White: 74%

Black or African American: 19%

Two or more races: 4%

American Indian or Alaskan Native: 1%

Asian: 0%

Native Hawaiian or Other Pacific Islander: 0%

Unknown: 1%

DISABILITIES BY CATEGORY

HIV/AIDS: .3%

Mental Illness: 24%

Substance Abuse: 25%

Physical: 16%

None/Unknown: 48%

DOMESTIC VIOLENCE

Domestic Violence: 6%

None/Unknown: 94%

CHRONIC

Chronic Adults : 22%

None/Unknown: 78%

UNACCOMPANIED YOUTH

Unaccompanied Youth: 0%

None/Unknown: 0%

VETERANS

Male Veterans: 7%

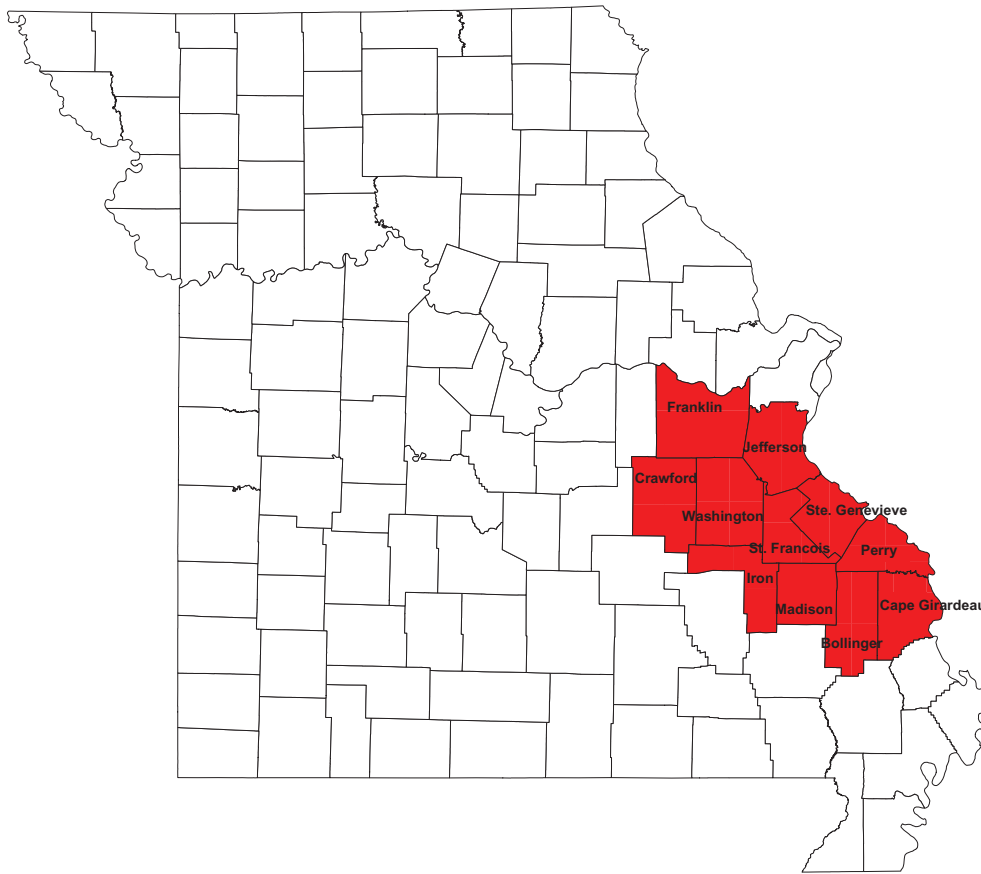
Female Veterans: .2%

None/Unknown: 92%

REGION 1

COUNTIES:

Franklin, Jefferson, Crawford, Washington, St. Francois, Ste. Genevieve, Perry, Iron, Madison, Bollinger and Cape Girardeau



TOTAL HOMELESS: 276

TOTAL SHELTERED HOMELESS: 209

TOTAL UNSHELTERED HOMELESS: 67

REGION 1

SHELTERED INFORMATION

AGE

17 and under: 24.9%
18-24: 12.9%
25+: 62.2%

GENDER

Female: 55.0%
Male: 45.0%
Transgender: 0%
Unknown: 0%

RACE

Other: 0%
White: 66.5%
Black or African American: 26.8%
Two or more races: 2.9%
American Indian or Alaskan Native: 1.9%
Asian: 1.9%
Native Hawaiian or Other Pacific Islander: 0%
Unknown: 0%

DISABILITIES BY CATEGORY

HIV/AIDS: 0.0%
Mental Illness: 3.2%
Substance Abuse: 15.9%
Physical: 7.0%
None/Unknown: 0%

DOMESTIC VIOLENCE

Domestic Violence: 16.6%
None/Unknown: 83.4%

CHRONIC

Chronic Adults: 4.4%
None/Unknown: 95.6%

UNACCOMPANIED YOUTH

Unaccompanied Youth: 1.9%
None/Unknown: 98.1%

VETERANS

Male Veterans: 3.8%
Female Veterans: 0.0%
None/Unknown: 96.2%

UNSHELTERED INFORMATION

AGE

17 and under: 24%
18-24: 10%
25+: 66%

GENDER

Female: 24%
Male: 69%
Transgender: 1%
Unknown: 6%

RACE

Other: 0%
White: 85%
Black or African American: 13%
Two or more races: 1%
American Indian or Alaskan Native: 0%
Asian: 0%
Native Hawaiian or Other Pacific Islander: 0%
Unknown: 0%

DISABILITIES BY CATEGORY

HIV/AIDS: 2%
Mental Illness: 29%
Substance Abuse: 29%
Physical: 8%
None/Unknown: 42%

DOMESTIC VIOLENCE

Domestic Violence: 6%
None/Unknown: 94%

CHRONIC

Chronic Adults: 29%
None/Unknown: 71%

UNACCOMPANIED YOUTH

Unaccompanied Youth: 0%
None/Unknown: 0%

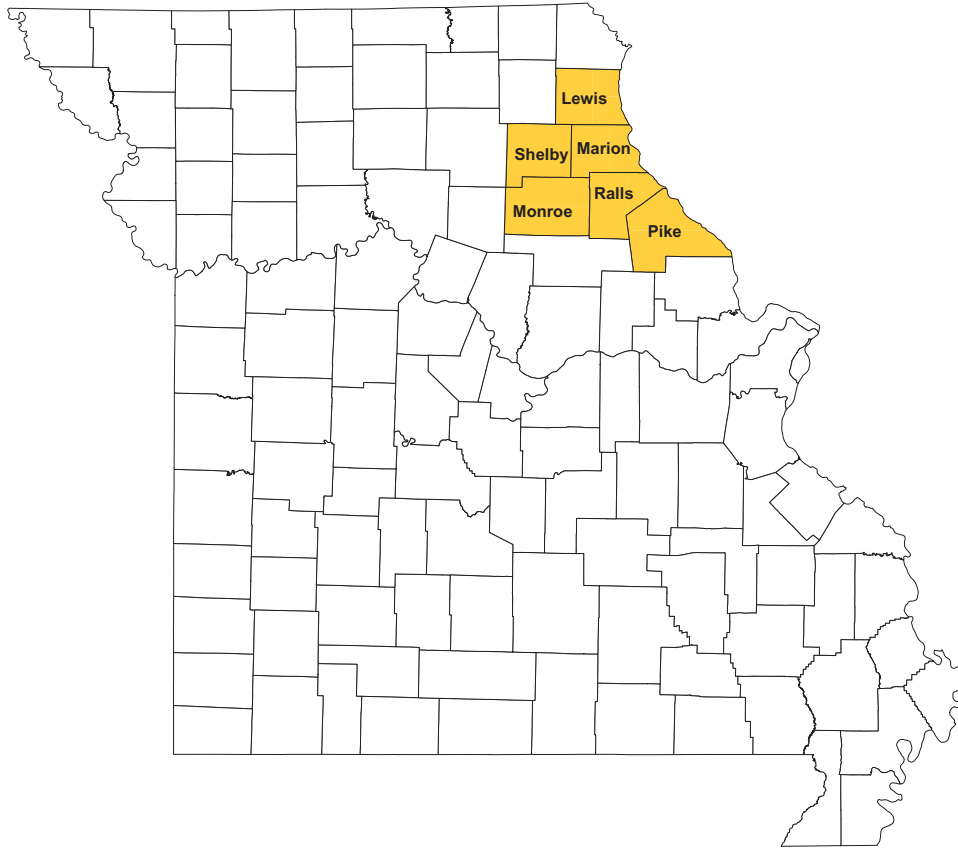
VETERANS

Male Veterans: 2%
Female Veterans: 0%
None/Unknown: 98%

REGION 2

COUNTIES:

Lewis, Shelby, Marion, Monroe, Ralls and Pike



TOTAL HOMELESS: 22

TOTAL SHELTERED HOMELESS: 7

TOTAL UNSHELTERED HOMELESS: 15

REGION 2

SHELTERED INFORMATION

AGE

17 and under: 71.4%
18-24: 0.0%
25+: 28.6%

GENDER

Female: 71.4%
Male: 28.6%
Transgender: 0%
Unknown: 0%

RACE

Other: 0.0%
White: 0.0%
Black or African American: 100.0%
Two or more races: 0.0%
American Indian or Alaskan Native: 0.0%
Asian: 0.0%
Native Hawaiian or Other Pacific Islander: 0.0%
Unknown: 0%

DISABILITIES BY CATEGORY

HIV/AIDS: 0.0%
Mental Illness: 0.0%
Substance Abuse: 0.0%
Physical: 0.0%
None/Unknown: 0%

DOMESTIC VIOLENCE

Domestic Violence: 100.0%
None/Unknown: 0.0%

CHRONIC

Chronic Adults: 0.0%
None/Unknown: 100.0%

UNACCOMPANIED YOUTH

Unaccompanied Youth: 0.0%
None/Unknown: 100.0%

VETERANS

Male Veterans: 0.0%
Female Veterans: 0.0%
None/Unknown: 100.0%

UNSHELTERED INFORMATION

AGE

17 and under: 20%
18-24: 20%
25+: 60%

GENDER

Female: 20%
Male: 73%
Transgender: 0%
Unknown: 7%

RACE

Other: 0%
White: 80%
Black or African American: 0%
Two or more races: 13%
American Indian or Alaskan Native: 0%
Asian: 0%
Native Hawaiian or Other Pacific Islander: 0%
Unknown: 7%

DISABILITIES BY CATEGORY

HIV/AIDS: 0%
Mental Illness: 0%
Substance Abuse: 0%
Physical: 10%
None/Unknown: 90%

DOMESTIC VIOLENCE

Domestic Violence: 10%
Unknown: 90%

CHRONIC

Chronic Adults: 0%
None/Unknown: 100%

UNACCOMPANIED YOUTH

Unaccompanied Youth: 0.0%
None/Unknown: 0%

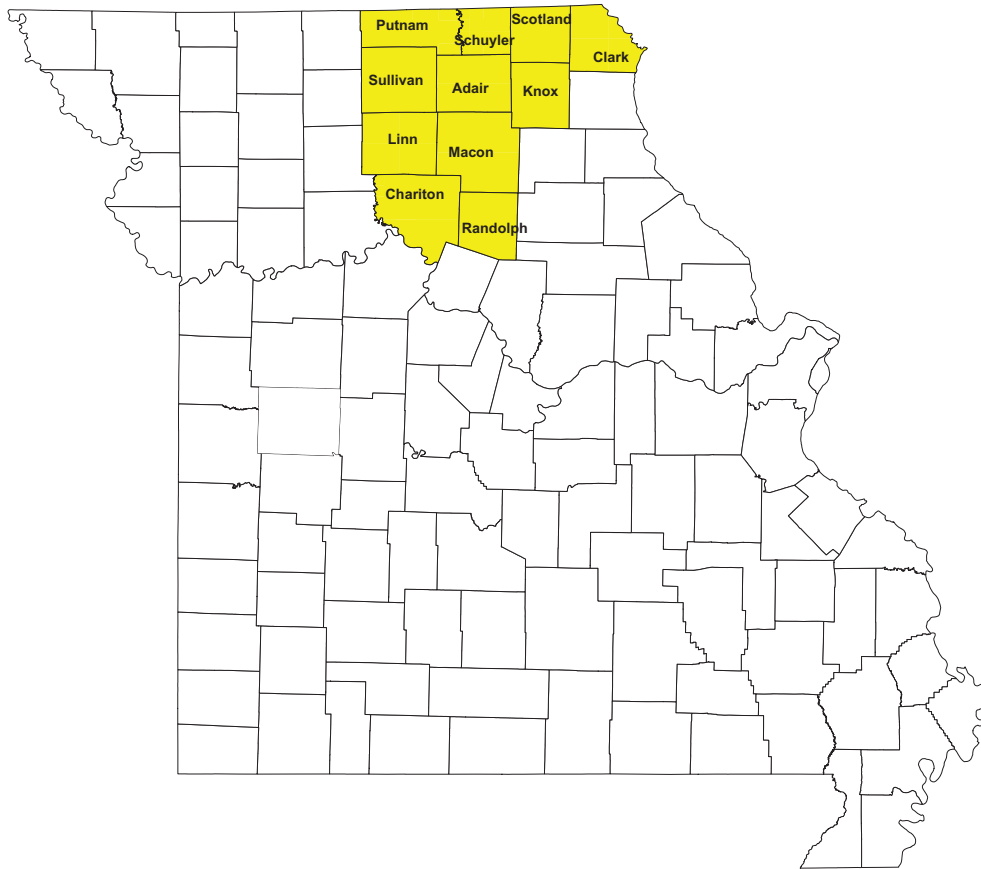
VETERANS

Male Veterans: 0%
Female Veterans: 0%
None/Unknown: 100%

REGION 3

COUNTIES:

Putnam, Schuyler, Scotland, Clark, Sullivan, Adair, Knox, Linn, Macon, Chariton and Randolph



TOTAL HOMELESS: 55

TOTAL SHELTERED HOMELESS: 29

TOTAL UNSHELTERED HOMELESS: 26

REGION 3

SHELTERED INFORMATION

AGE

17 and under: 58.6%
18-24: 13.8%
25+: 27.6%

GENDER

Female: 79.3%
Male: 20.7%
Transgender: 0%
Unknown: 0%

RACE

Other: 0%
White: 82.8%
Black or African American: 0.0%
Two or more races: 3.4%
American Indian or Alaskan Native: 13.8%
Asian: 0.0%
Native Hawaiian or Other Pacific Islander: 0.0%
Unknown: 0%

DISABILITIES BY CATEGORY

HIV/AIDS: 0.0%
Mental Illness: 0.0%
Substance Abuse: 16.7%
Physical: 0.0%
None/Unknown: 0%

DOMESTIC VIOLENCE

Domestic Violence: 83.3%
None/Unknown: 16.7%

CHRONIC

Chronic Adults: 25.0%
None/Unknown: 75.0%

UNACCOMPANIED YOUTH

Unaccompanied Youth: 0%
None/Unknown: 100%

VETERANS

Male Veterans: 0.0%
Female Veterans: 0.0%
None/Unknown: 100.0%

UNSHELTERED INFORMATION

AGE

17 and under: 50%
18-24: 0%
25+: 50%

GENDER

Female: 35%
Male: 65%
Transgender: 0%
Unknown: 0%

RACE

Other: 0%
White: 81%
Black or African American: 0%
Two or more races: 19%
American Indian or Alaskan Native: 0%
Asian: 0%
Native Hawaiian or Other Pacific Islander: 0%
Unknown: 0%

DISABILITIES BY CATEGORY

HIV/AIDS: 0%
Mental Illness: 44%
Substance Abuse: 22%
Physical: 56%
None/Unknown: 33%

DOMESTIC VIOLENCE

Domestic Violence: 22%
Unknown: 78%

CHRONIC

Chronic Adults: 33%
None/Unknown: 67%

UNACCOMPANIED YOUTH

Unaccompanied Youth: 0%
None/Unknown: 0%

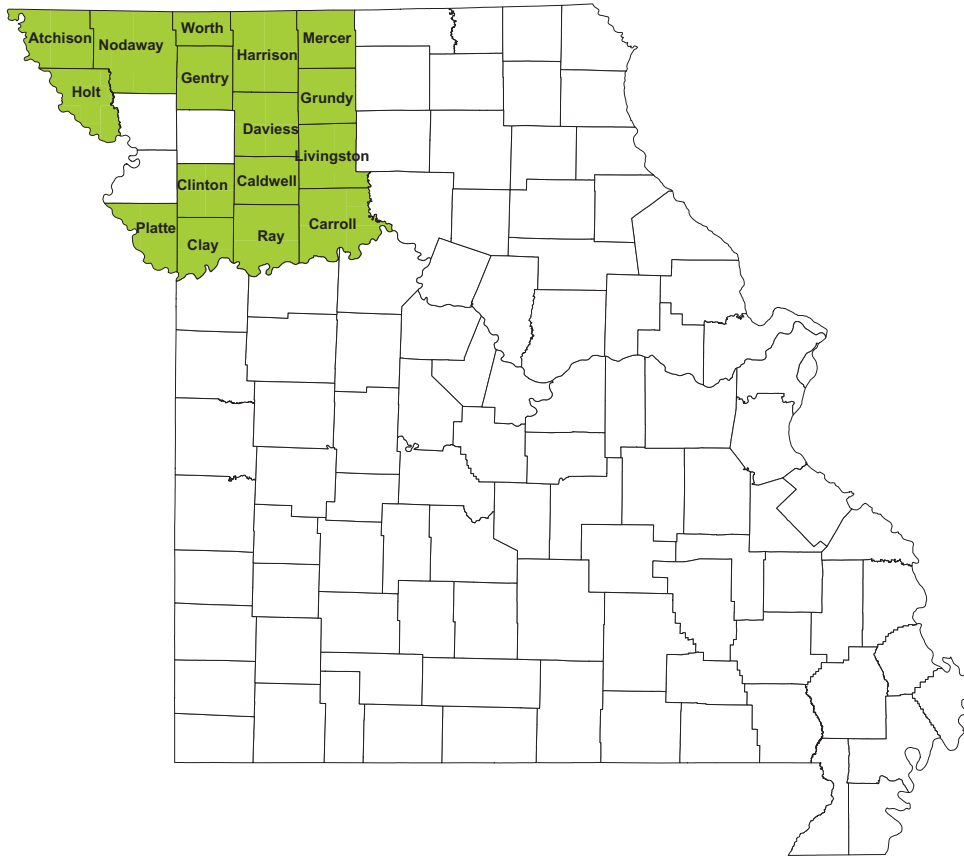
VETERANS

Male Veterans: 0%
Female Veterans: 0%
None/Unknown: 100%

REGION 4

COUNTIES:

Atchison, Nodaway, Worth, Harrison, Mercer, Holt, Gentry, Daviess, Grundy, Clinton, Caldwell, Livingston, Platte, Clay, Ray and Carroll



TOTAL HOMELESS: 205

TOTAL SHELTERED HOMELESS: 175

TOTAL UNSHELTERED HOMELESS: 30

REGION 4

SHELTERED INFORMATION

AGE

17 and under: 52.0%
18-24: 12.0%
25+: 36.0%

GENDER

Female: 56.0%
Male: 44.0%
Transgender: 0%
Unknown: 0%

RACE

Other: 0.0%
White: 59.4%
Black or African American: 31.4%
Two or more races: 5.7%
American Indian or Alaskan Native: 1.2%
Asian: 0.0%
Native Hawaiian or Other Pacific Islander: 2.3%
Unknown: 0%

DISABILITIES BY CATEGORY

HIV/AIDS: 0.0%
Mental Illness: 3.6%
Substance Abuse: 9.5%
Physical: 4.8%
None/Unknown: 0%

DOMESTIC VIOLENCE

Domestic Violence: 45.2%
None/Unknown: 54.8%

CHRONIC

Chronic Adults: 15.2%
None/Unknown: 84.8%

UNACCOMPANIED YOUTH

Unaccompanied Youth: 18.7%
None/Unknown: 81.3%

VETERANS

Male Veterans: 1.2%
Female Veterans: 1.2%
None/Unknown: 97.6%

UNSHELTERED INFORMATION

AGE

17 and under: 10%
18-24: 13%
25+: 77%

GENDER

Female: 33%
Male: 67%
Transgender: 0%
Unknown: 0%

RACE

Other: 0%
White: 87%
Black or African American: 3%
Two or more races: 3%
American Indian or Alaskan Native: 0%
Asian: 0%
Native Hawaiian or Other Pacific Islander: 0%
Unknown: 7%

DISABILITIES BY CATEGORY

HIV/AIDS: 0%
Mental Illness: 9%
Substance Abuse: 22%
Physical: 13%
None/Unknown: 65%

DOMESTIC VIOLENCE

Domestic Violence: 9%
None/Unknown: 91%

CHRONIC

Chronic Adults: 13%
None/Unknown: 87%

UNACCOMPANIED YOUTH

Unaccompanied Youth: 18.7%
None/Unknown: 81.3%

VETERANS

Male Veterans: 11%
Female Veterans: 0%
None/Unknown: 89%

REGION 5

COUNTIES:

Howard, Audrain, Boone, Callaway, Montgomery, Cooper, Moniteau, Cole, Osage, Gasconade, Morgan, Miller, Maries, Camden, Pulaski and Phelps



TOTAL HOMELESS: 545

TOTAL SHELTERED HOMELESS: 388

TOTAL UNSHELTERED HOMELESS: 157

REGION 5

SHELTERED INFORMATION

AGE

17 and under: 26.6%
18-24: 8.2%
25+: 65.2%

GENDER

Female: 42.5%
Male: 57.2%
Transgender: 0.3%
Unknown: 0%

RACE

Other: 0.3%
White: 66.2%
Black or African American: 26.3%
Two or more races: 5.7%
American Indian or Alaskan Native: 1.0%
Asian: 0.5%
Native Hawaiian or Other Pacific Islander: 0.0%
Unknown: 0%

DISABILITIES BY CATEGORY

HIV/AIDS: 0.4%
Mental Illness: 18.9%
Substance Abuse: 33.3%
Physical: 10.8%
None/Unknown: 0%

DOMESTIC VIOLENCE

Domestic Violence: 26.3%
None/Unknown: 73.7%

CHRONIC

Chronic Adults: 36.1%
None/Unknown: 63.9%

UNACCOMPANIED YOUTH

Unaccompanied Youth: 4.9%
None/Unknown: 95.1%

VETERANS

Male Veterans: 27.0%
Female Veterans: 0.7%
None/Unknown: 72.3%

UNSHELTERED INFORMATION

AGE

17 and under: 18%
18-24: 4%
25+: 77%

GENDER

Female: 31%
Male: 67%
Transgender: 1%
Unknown: 2%

RACE

Other: 0%
White: 68%
Black or African American: 23%
Two or more races: 5%
American Indian or Alaskan Native: 2%
Asian: 0%
Native Hawaiian or Other Pacific Islander: 0%
Unknown: 3%

DISABILITIES BY CATEGORY

HIV/AIDS: 0%
Mental Illness: 36%
Substance Abuse: 37%
Physical: 28%
None/Unknown: 22%

DOMESTIC VIOLENCE

Domestic Violence: 4%
None/Unknown: 96%

CHRONIC

Chronic Adults: 40%
None/Unknown: 60%

UNACCOMPANIED YOUTH

Unaccompanied Youth: 0%
None/Unknown: 0%

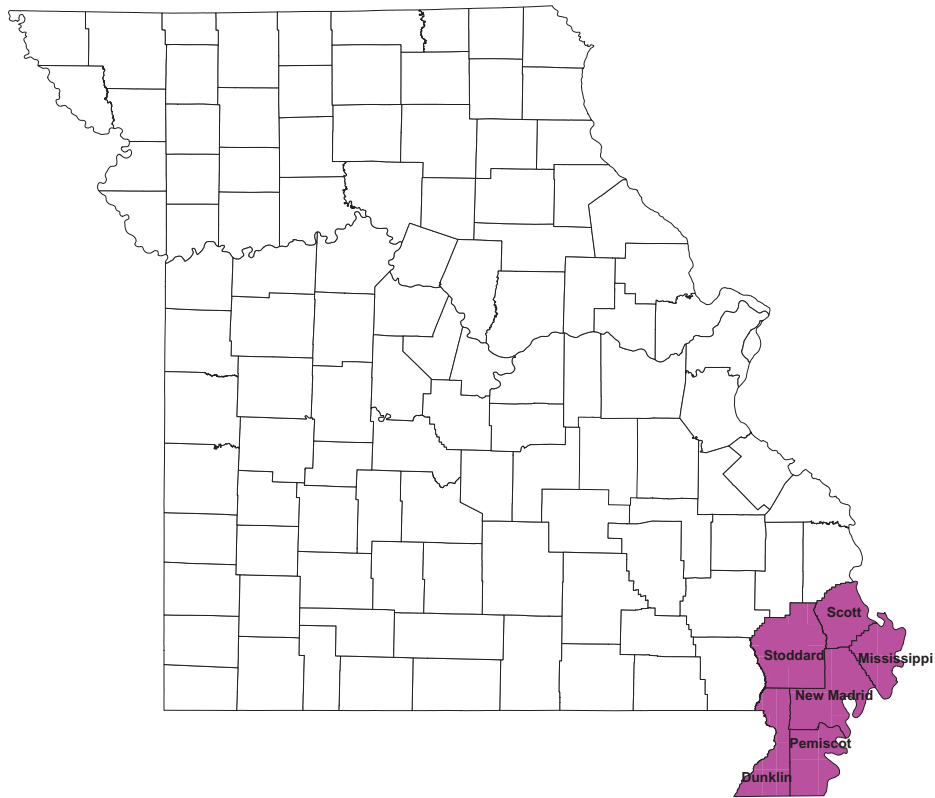
VETERANS

Male Veterans: 14%
Female Veterans: 1%
None/Unknown: 85%

REGION 6

COUNTIES:

Scott, Stoddard, Mississippi, New Madrid, Dunklin and Pemiscot



TOTAL HOMELESS: 192

TOTAL SHELTERED HOMELESS: 96

TOTAL UNSHELTERED HOMELESS: 96

REGION 6

SHELTERED INFORMATION

AGE

17 and under: 39.6%
18-24: 9.4%
25+: 51.0%

GENDER

Female: 62.5%
Male: 37.5%
Transgender: 0%
Unknown: 0%

RACE

Other: 0.0%
White: 63.5%
Black or African American: 35.4%
Two or more races: 1.1%
American Indian or Alaskan Native: 0.0%
Asian: 0.0%
Native Hawaiian or Other Pacific Islander: 0.0%
Unknown: 0%

DISABILITIES BY CATEGORY

HIV/AIDS: 0.0%
Mental Illness: 10.3%
Substance Abuse: 29.3%
Physical: 1.7%
None/Unknown: 0%

DOMESTIC VIOLENCE

Domestic Violence: 27.6%
None/Unknown: 72.4%

CHRONIC

Chronic Adults: 14.8%
None/Unknown: 85.2%

UNACCOMPANIED YOUTH

Unaccompanied Youth: 0.0%
None/Unknown: 100.0%

VETERANS

Male Veterans: 0.0%
Female Veterans: 0.0%
None/Unknown: 100.0%

UNSHELTERED INFORMATION

AGE

17 and under: 44%
18-24: 14%
25+: 43%

GENDER

Female: 53%
Male: 46%
Transgender: 0%
Unknown: 1%

RACE

Other: 0%
White: 27%
Black or African American: 69%
Two or more races: 4%
American Indian or Alaskan Native: 0%
Asian: 0%
Native Hawaiian or Other Pacific Islander: 0%
Unknown: 0%

DISABILITIES BY CATEGORY

HIV/AIDS: 0%
Mental Illness: 35%
Substance Abuse: 4%
Physical: 7%
None/Unknown: 57%

DOMESTIC VIOLENCE

Domestic Violence: 13%
None/Unknown: 87%

CHRONIC

Chronic Adults: 4%
None/Unknown: 96%

UNACCOMPANIED YOUTH

Unaccompanied Youth: 0.0%
None/Unknown: 0.0%

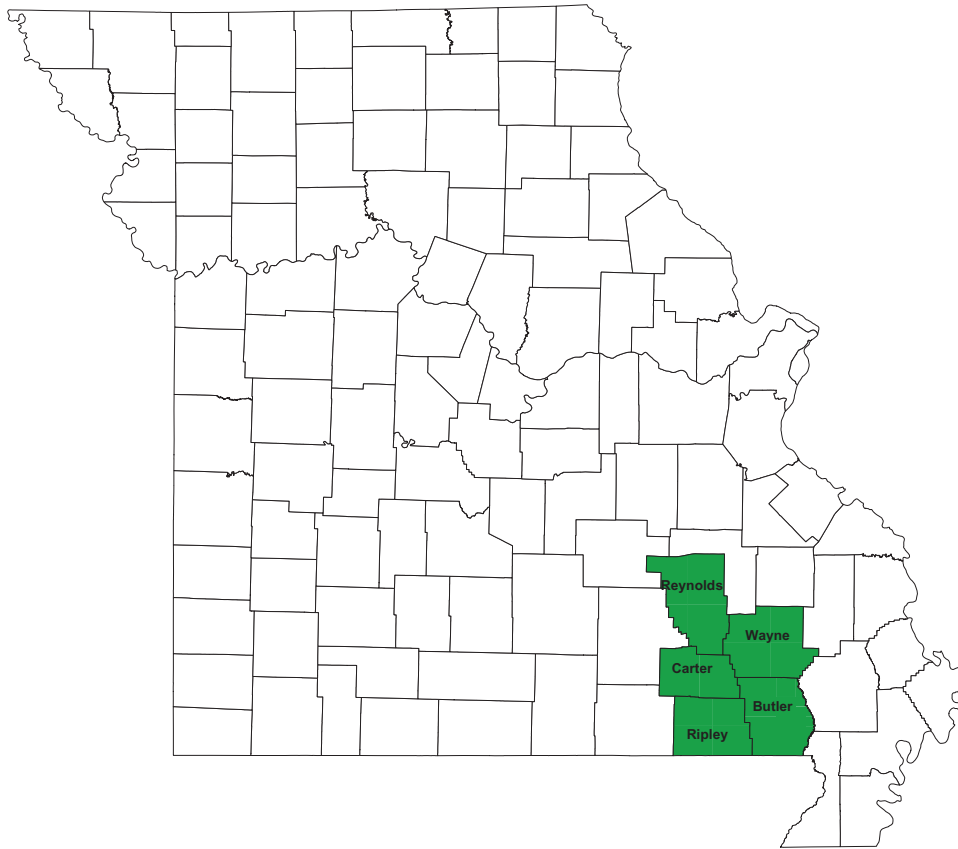
VETERANS

Male Veterans: 0%
Female Veterans: 0%
None/Unknown: 100%

REGION 7

COUNTIES:

Reynolds, Wayne, Carter, Ripley and Butler



TOTAL HOMELESS: 131

TOTAL SHELTERED HOMELESS: 98

TOTAL UNSHELTERED HOMELESS: 33

REGION 7

SHELTERED INFORMATION

AGE

17 and under: 23.5%
18-24: 8.1%
25+: 68.4%

GENDER

Female: 38.8%
Male: 61.2%
Transgender: 0%
Unknown: 0%

RACE

Other: 0.0%
White: 84.7%
Black or African American: 12.2%
Two or more races: 2.1%
American Indian or Alaskan Native: 1.0%
Asian: 0.0%
Native Hawaiian or Other Pacific Islander: 0.0%
Unknown: 0%

DISABILITIES BY CATEGORY

HIV/AIDS: 0.0%
Mental Illness: 12.0%
Substance Abuse: 32.0%
Physical: 5.3%
None/Unknown: 0%

DOMESTIC VIOLENCE

Domestic Violence: 10.7%
None/Unknown: 89.3%

CHRONIC

Chronic Adults: 13.3%
None/Unknown: 86.7%

UNACCOMPANIED YOUTH

Unaccompanied Youth: 0.0%
None/Unknown: 100.0%

VETERANS

Male Veterans: 30.7%
Female Veterans: 1.3%
None/Unknown: 68.0%

UNSHELTERED INFORMATION

AGE

17 and under: 39%
18-24: 6%
25+: 55%

GENDER

Female: 45%
Male: 55%
Transgender: 0%
Unknown: 0%

RACE

Other: 0%
White: 76%
Black or African American: 3%
Two or more races: 21%
American Indian or Alaskan Native: 0%
Asian: 0%
Native Hawaiian or Other Pacific Islander: 0%
Unknown: 0%

DISABILITIES BY CATEGORY

HIV/AIDS: 0%
Mental Illness: 0%
Substance Abuse: 36%
Physical: 18%
None/Unknown: 55%

DOMESTIC VIOLENCE

Domestic Violence: 0%
None/Unknown: 100%

CHRONIC

Chronic Adults: 9%
None/Unknown: 91%

UNACCOMPANIED YOUTH

Unaccompanied Youth: 0.0%
None/Unknown: 100.0%

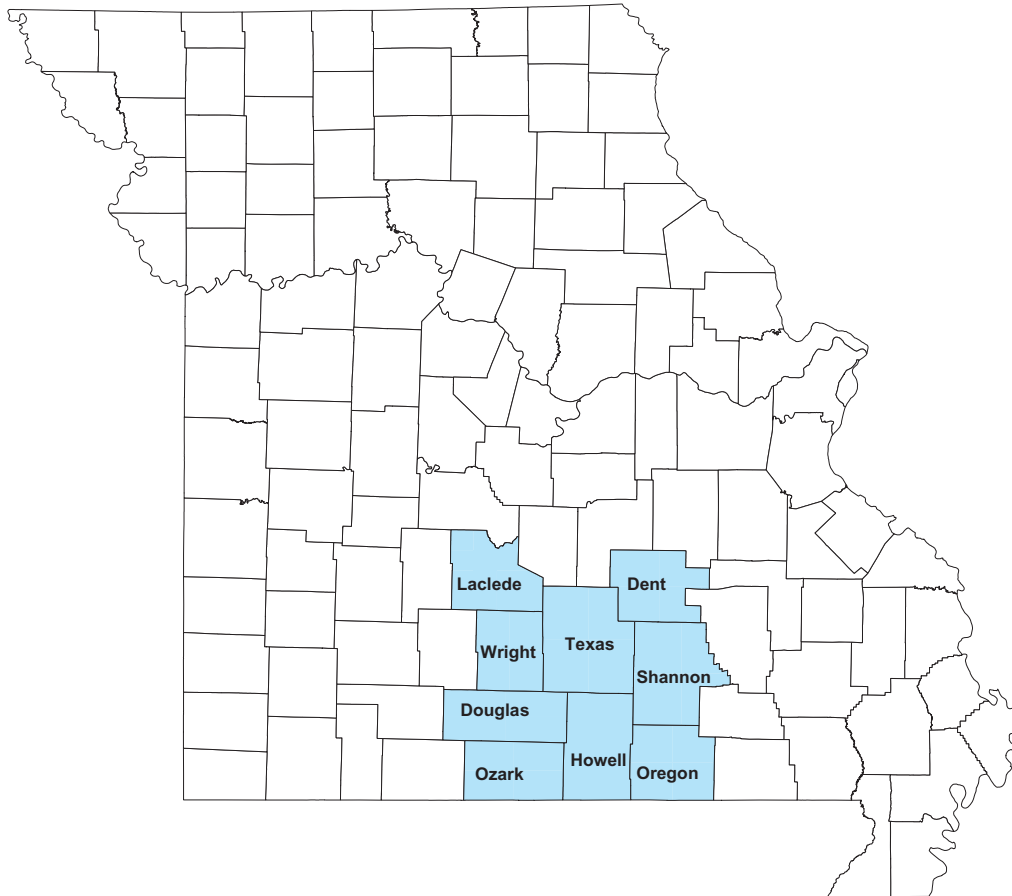
VETERANS

Male Veterans: 7%
Female Veterans: 0%
None/Unknown: 93%

REGION 8

COUNTIES:

Laclede, Dent, Wright, Texas, Shannon, Douglas, Ozark, Howell and Oregon



TOTAL HOMELESS: 189

TOTAL SHELTERED HOMELESS: 89

TOTAL UNSHELTERED HOMELESS: 100

REGION 8

SHELTERED INFORMATION

AGE

17 and under: 33.7%
18-24: 14.6%
25+: 51.7%

GENDER

Female: 52.8%
Male: 47.2%
Transgender: 0%
Unknown: 0%

RACE

Other: 0.0%
White: 89.9%
Black or African American: 0.0%
Two or more races: 7.9%
American Indian or Alaskan Native: 1.1%
Asian: 1.1%
Native Hawaiian or Other Pacific Islander: 0.0%
Unknown: 0%

DISABILITIES BY CATEGORY

HIV/AIDS: 0.0%
Mental Illness: 0.0%
Substance Abuse: 13.6%
Physical: 0.0%
None/Unknown: 0%

DOMESTIC VIOLENCE

Domestic Violence: 20.3%
None/Unknown: 79.7%

CHRONIC

Chronic Adults : 7.1%
None/Unknown: 92.9%

UNACCOMPANIED YOUTH

Unaccompanied Youth: 0.0%
None/Unknown: 100.0%

VETERANS

Male Veterans: 6.8%
Female Veterans: 1.7%
None/Unknown: 91.5%

UNSHELTERED INFORMATION

AGE

17 and under: 34%
18-24: 4%
25+: 62%

GENDER

Female: 40%
Male: 60%
Transgender: 0%
Unknown: 0%

RACE

Other: 0%
White: 100%
Black or African American: 0%
Two or more races: 0%
American Indian or Alaskan Native: 0%
Asian: 0%
Native Hawaiian or Other Pacific Islander: 0%
Unknown: 0%

DISABILITIES BY CATEGORY

HIV/AIDS: 0%
Mental Illness: 11%
Substance Abuse: 18%
Physical: 4%
None/Unknown: 71%

DOMESTIC VIOLENCE

Domestic Violence: 4%
Unknown: 96%

CHRONIC

Chronic Adults: 9%
None/Unknown: 91%

UNACCOMPANIED YOUTH

Unaccompanied Youth: 0.0%
None/Unknown: 0.0%

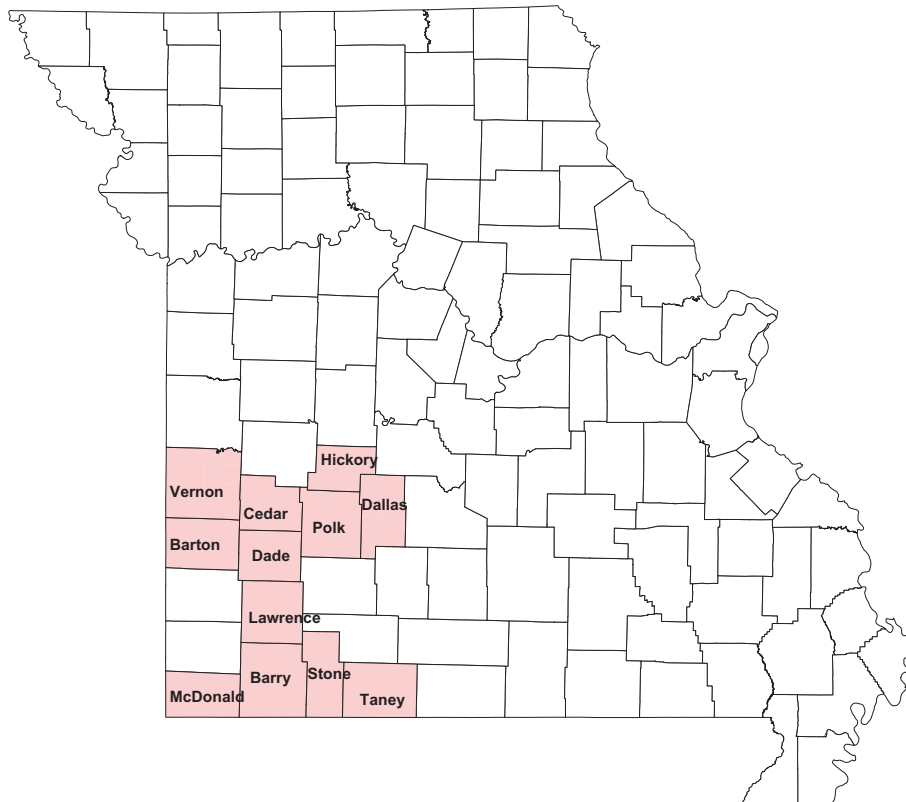
VETERANS

Male Veterans: 5%
Female Veterans: 0%
None/Unknown: 95%

REGION 9

COUNTIES:

Vernon, Hickory, Barton, Cedar, Dade, Polk, Dallas, Lawrence, McDonald, Barry, Stone and Taney



TOTAL HOMELESS: 170

TOTAL SHELTERED HOMELESS: 131

TOTAL UNSHELTERED HOMELESS: 39

REGION 9

SHELTERED INFORMATION

AGE

17 and under: 39.7%
18-24: 15.3%
25+: 45.0%

GENDER

Female: 80.2%
Male: 19.8%
Transgender: 0%
Unknown: 0%

RACE

Other: 0.0%
White: 80.2%
Black or African American: 6.9%
Two or more races: 9.9%
American Indian or Alaskan Native: 3.0%
Asian: 0.0%
Native Hawaiian or Other Pacific Islander: 0.0%
Unknown: 0%

DISABILITIES BY CATEGORY

HIV/AIDS: 0.0%
Mental Illness: 11.4%
Substance Abuse: 43.0%
Physical: 8.9%
None/Unknown: 72%

DOMESTIC VIOLENCE

Domestic Violence: 54.4%
None/Unknown: 45.6%

CHRONIC

Chronic Adults: 47.3%
None/Unknown: 52.7%

UNACCOMPANIED YOUTH

Unaccompanied Youth: 0.0%
None/Unknown: 100.0%

VETERANS

Male Veterans: 0.0%
Female Veterans: 0.0%
None/Unknown: 100.0%

UNSHELTERED INFORMATION

AGE

17 and under: 8%
18-24: 18%
25+: 74%

GENDER

Female: 36%
Male: 64%
Transgender: 0%
Unknown: 0%

RACE

Other: 0%
White: 97%
Black or African American: 0%
Two or more races: 0%
American Indian or Alaskan Native: 3%
Asian: 0%
Native Hawaiian or Other Pacific Islander: 0%
Unknown: 0%

DISABILITIES BY CATEGORY

HIV/AIDS: 0%
Mental Illness: 8%
Substance Abuse: 20%
Physical: 16%
None/Unknown: 72%

DOMESTIC VIOLENCE

Domestic Violence: 0%
None/Unknown: 100%

CHRONIC

Chronic Adults: 16%
None/Unknown: 84%

UNACCOMPANIED YOUTH

Unaccompanied Youth: 0.0%
None/Unknown: 100.0%

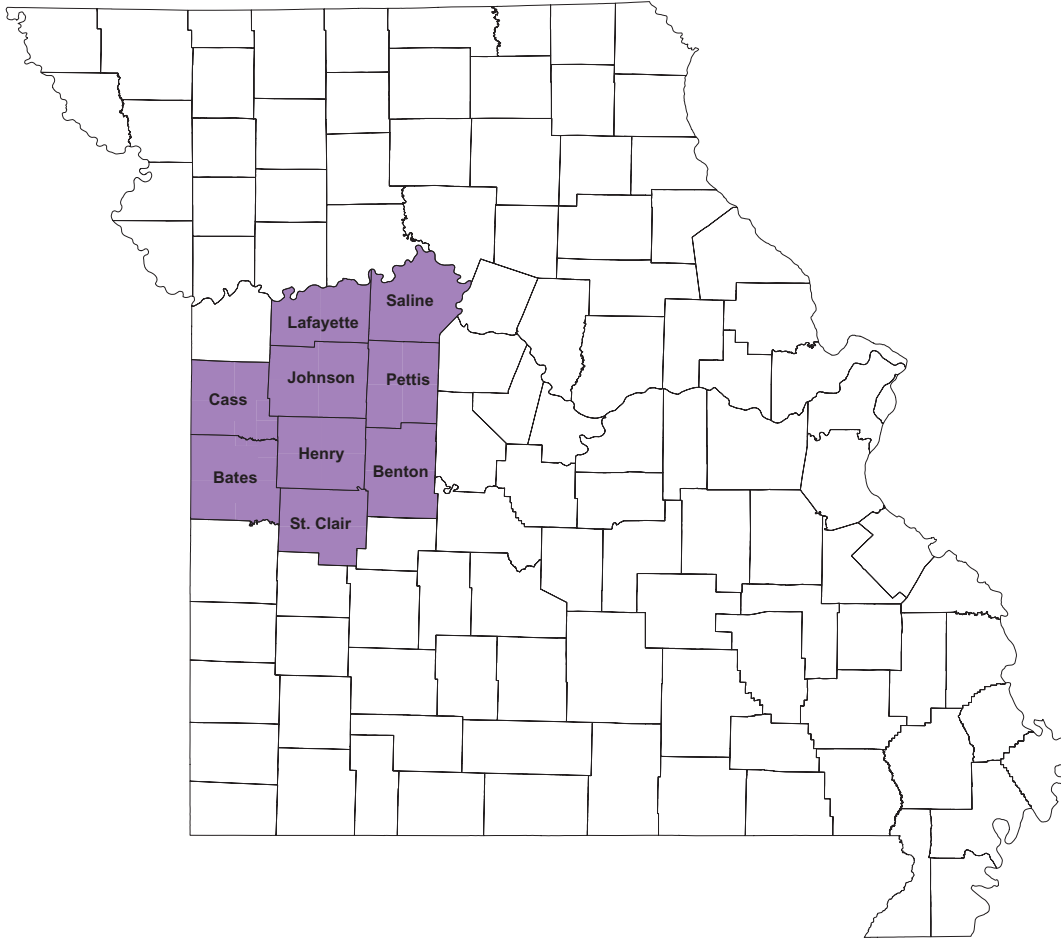
VETERANS

Male Veterans: 8%
Female Veterans: 0%
None/Unknown: 92%

REGION 10

COUNTIES:

Lafayette, Saline, Cass, Johnson, Pettis, Bates, Henry, Benton and St. Clair



TOTAL HOMELESS: 196

TOTAL SHELTERED HOMELESS: 134

TOTAL UNSHELTERED HOMELESS: 62

REGION 10

SHELTERED INFORMATION

AGE

17 and under: 36.6%
18-24: 11.9%
25+: 51.5%

GENDER

Female: 63.4%
Male: 36.6%
Transgender: 0%
Unknown: 0%

RACE

Other: 0.7%
White: 79.9%
Black or African American: 12.7%
Two or more races: 3.7%
American Indian or Alaskan Native: 1.5%
Asian: 0.0%
Native Hawaiian or Other Pacific Islander: 1.5%
Unknown: 0%

DISABILITIES BY CATEGORY

HIV/AIDS: 0.0%
Mental Illness: 7.1%
Substance Abuse: 35.3%
Physical: 5.9%
None/Unknown: 0%

DOMESTIC VIOLENCE

Domestic Violence: 64.7%
None/Unknown: 35.3%

CHRONIC

Chronic Adults: 25.0%
None/Unknown: 75.0%

UNACCOMPANIED YOUTH

Unaccompanied Youth: 0.0%
None/Unknown: 100.0%

VETERANS

Male Veterans: 3.5%
Female Veterans: 0.0%
None/Unknown: 96.5%

UNSHELTERED INFORMATION

AGE

17 and under: 24%
18-24: 18%
25+: 58%

GENDER

Female: 31%
Male: 60%
Transgender: 0%
Unknown: 10%

RACE

Other: 0%
White: 87%
Black or African American: 6%
Two or more races: 0%
American Indian or Alaskan Native: 6%
Asian: 0%
Native Hawaiian or Other Pacific Islander: 0%
Unknown: 0%

DISABILITIES BY CATEGORY

HIV/AIDS: 0%
Mental Illness: 13%
Substance Abuse: 23%
Physical: 8%
None/Unknown: 63%

DOMESTIC VIOLENCE

Domestic Violence: 5%
None/Unknown: 95%

CHRONIC

Chronic Adults: 15%
None/Unknown: 85%

UNACCOMPANIED YOUTH

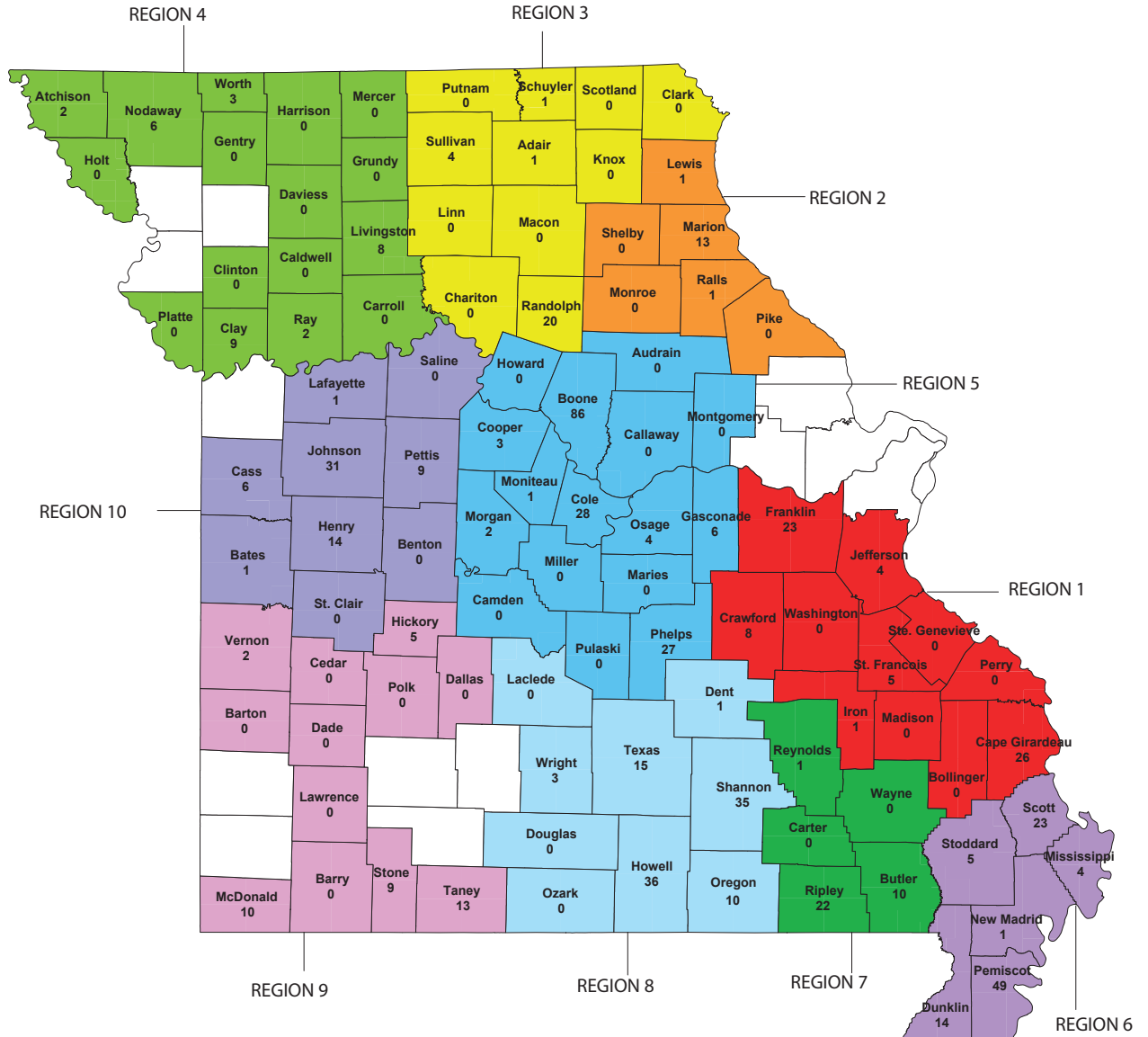
Unaccompanied Youth: 0.0%
None/Unknown: 100.0%

VETERANS

Male Veterans: 4%
Female Veterans: 0%
None/Unknown: 96%

BALANCE OF STATE UNSHELTERED TOTALS

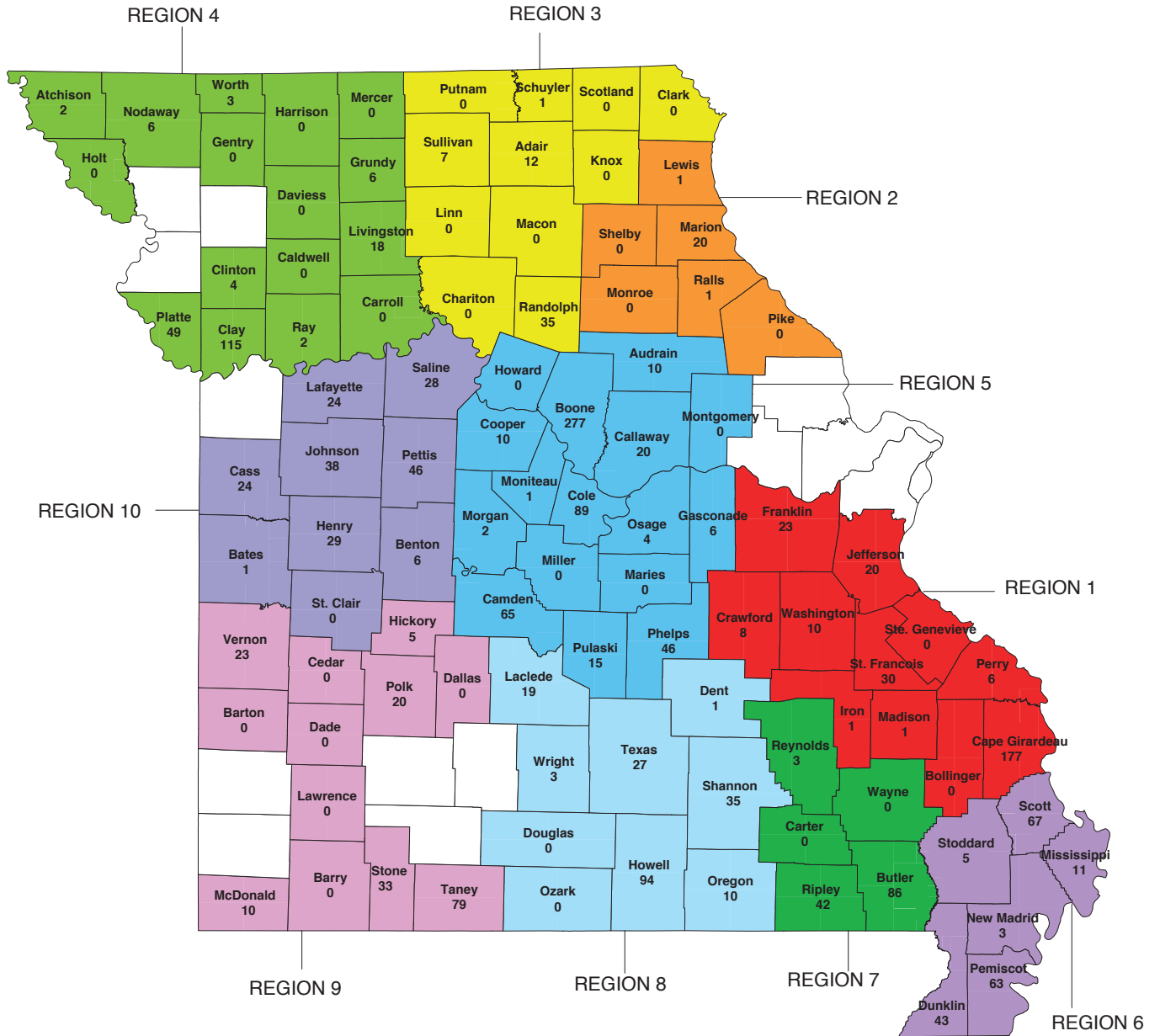
Homeless Individuals By County



TOTAL UNSHELTERED HOMELESS: 625

BALANCE OF STATE TOTALS

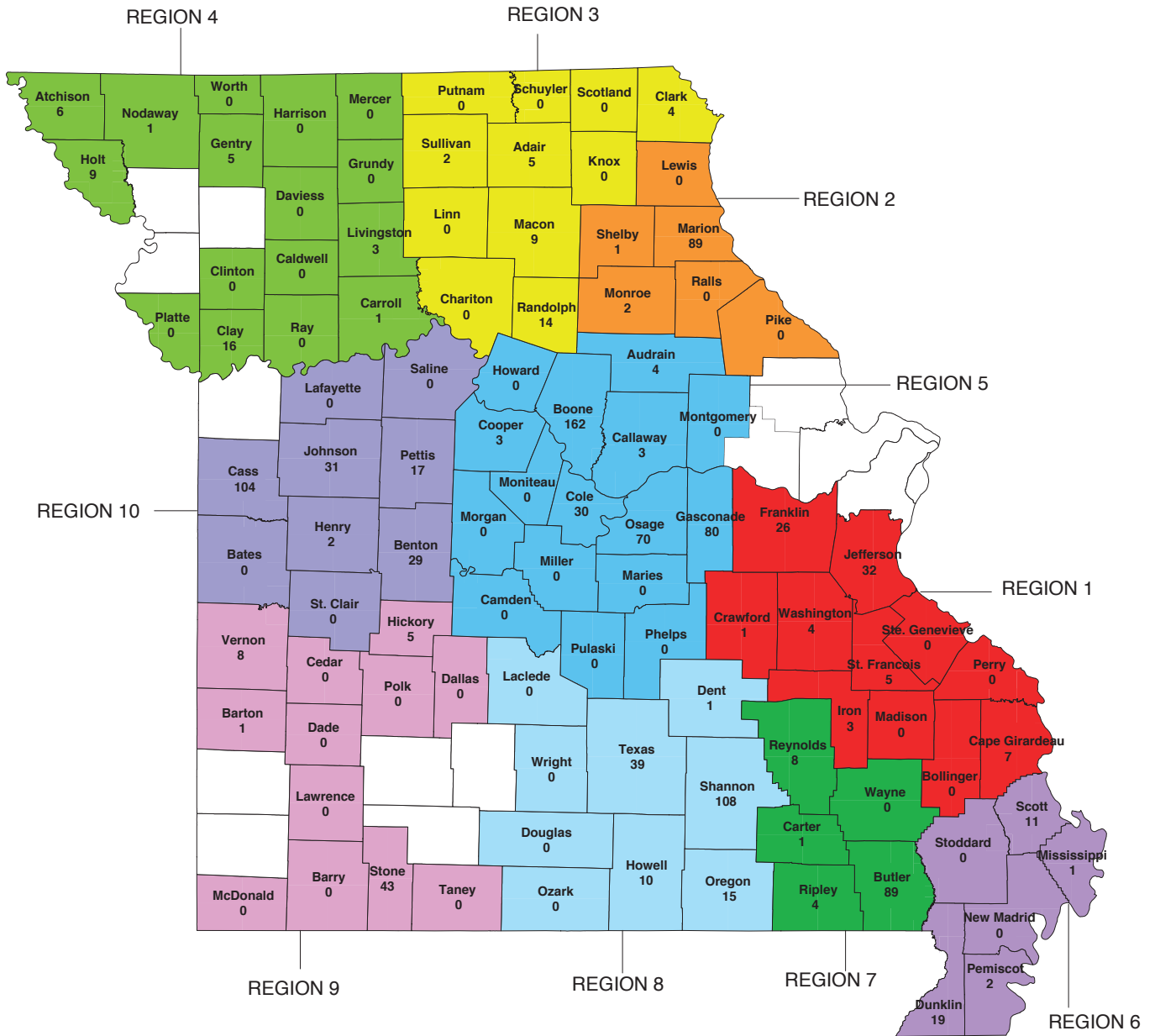
Homeless Individuals By County



TOTAL SHELTERED AND UNSHELTERED HOMELESS: 1,981

BALANCE OF STATE DOUBLED-UP TOTALS

Homeless Individuals By County



TOTAL DOUBLED-UP: 1,145