

MISSOURI BALANCE OF STATE CONTINUUM OF CARE

2009 WINTER POINT IN TIME SHELTERED AND UNSHelterED HOMELESS COUNT



Prepared By



TABLE OF CONTENTS

CONSIDERATIONS

1

BALANCE OF STATE TOTAL HOMELESS INFORMATION

2

REGION ONE

3

REGION TWO

4

REGION THREE

5

REGION FOUR

6

REGION FIVE

7

REGION SIX

8

REGION SEVEN

9

REGION EIGHT

10

REGION NINE

11

REGION TEN

12

BALANCE OF STATE SHELTERED INFORMATION

13

BALANCE OF STATE UNSHELTERED INFORMATION

14

BALANCE OF STATE TOTAL HOMELESS INFORMATION
BY COUNTY

15

CONSIDERATIONS

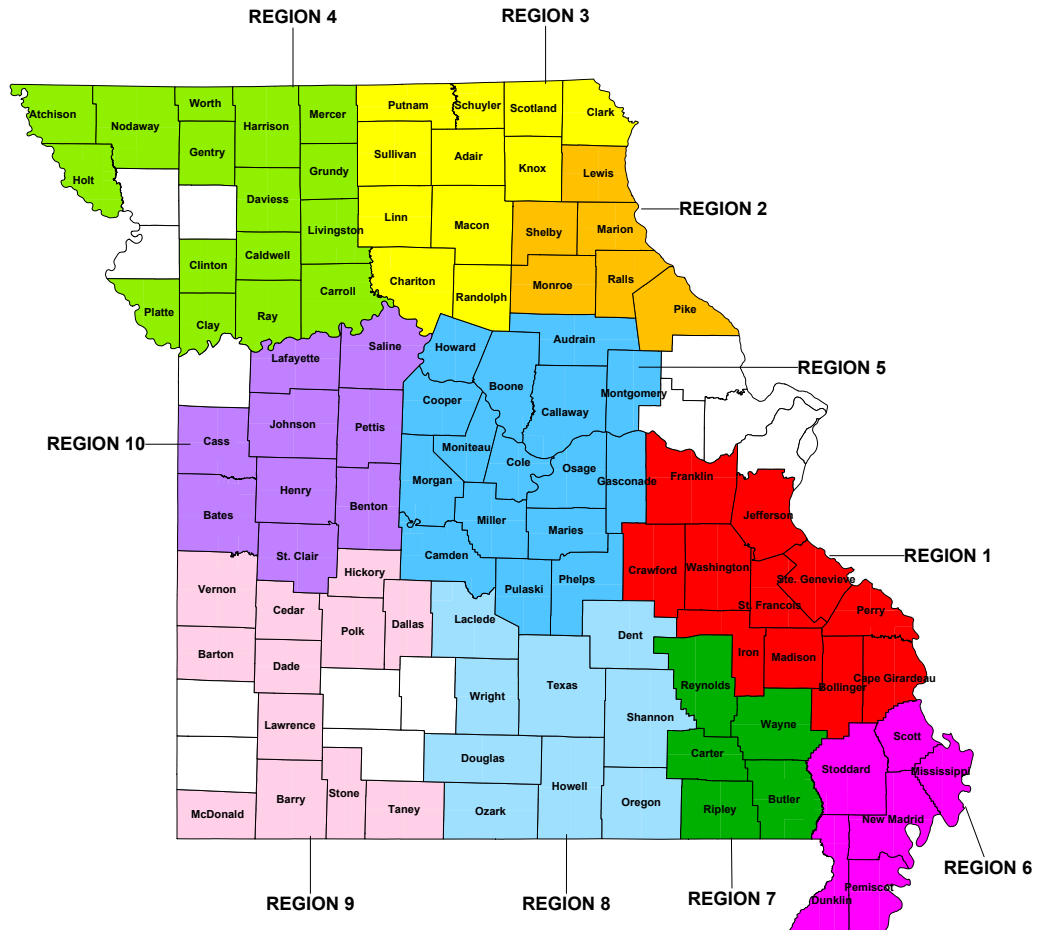
INCLEMENT WEATHER HINDERS POINT IN TIME COUNT (PITC)

On January 27, 2009, an ice storm struck the southern regions of the state of Missouri. Due to the timing of the storm, the Balance of State Continuum of Care did not have enough time to reschedule the count for all 101 counties, scheduled to be held on January 28. The count was still held, even though the weather conditions caused travel difficulties and a decrease in the number of participants, possibly affecting the results of this particular count.

DATA INFORMATION

Due to structural differences of sheltered and unsheltered PITC surveys, for the purpose of this report, sheltered sub-population numbers are calculated using the number of total sheltered homeless individuals. The unsheltered sub-population numbers are calculated using the head-of-household information.

BALANCE OF STATE



TOTAL HOMELESS: 1,327 Sheltered; 374 Unsheltered

UNACCOMPANIED YOUTH (UNDER 18): 22 Sheltered; 3 Unsheltered

PERCENTAGE OF HOMELESS VETERANS: 6.8% Sheltered; 18.6% Unsheltered

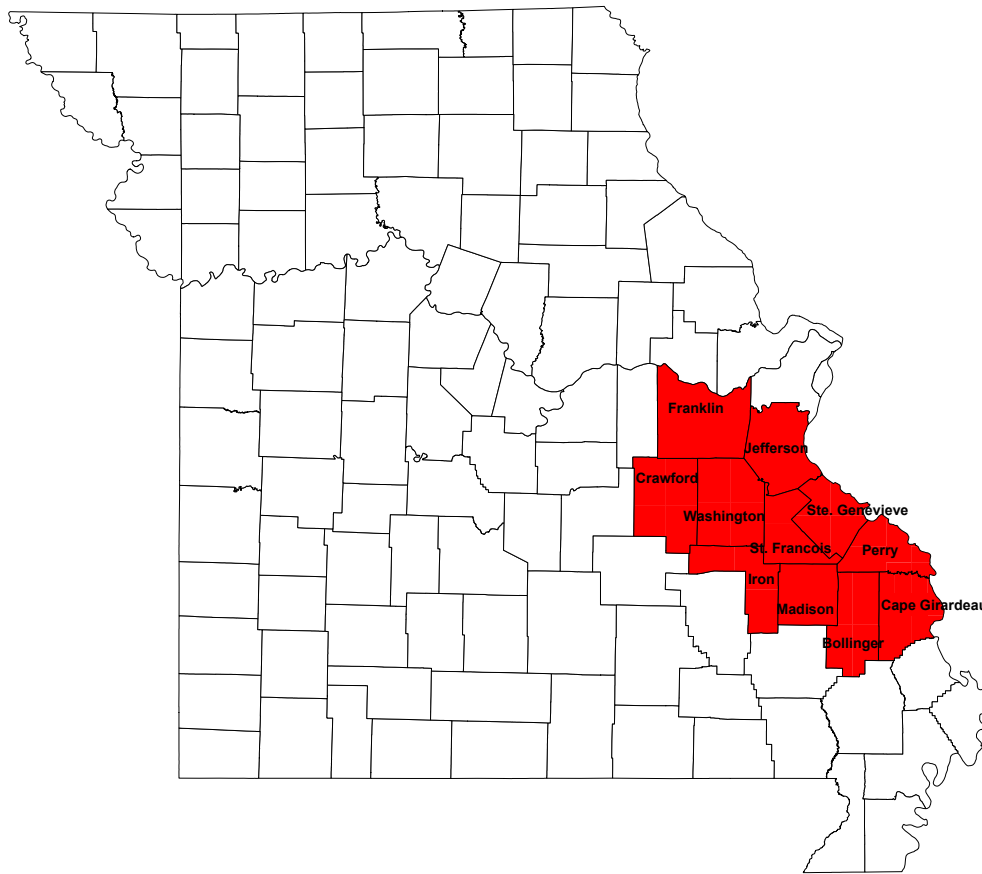
PERCENTAGE OF HOMELESS WITH A DISABILITY: 35.7% Sheltered;
76% Unsheltered

SEX: 53.3% Female, 46.7% Male Sheltered; 29.5% Female, 70.5% Male Unsheltered

REGION 1

COUNTIES:

Franklin, Jefferson, Crawford, Washington, St. Francois, Ste. Genevieve, Perry, Iron, Madison, Bollinger, Cape Girardeau



TOTAL HOMELESS: 225 Sheltered; 2 Unsheltered

UNACCOMPANIED YOUTH (UNDER 18): 0 Sheltered; 0 Unsheltered

PERCENTAGE OF HOMELESS VETERANS: 3.6% Sheltered; 50% Unsheltered

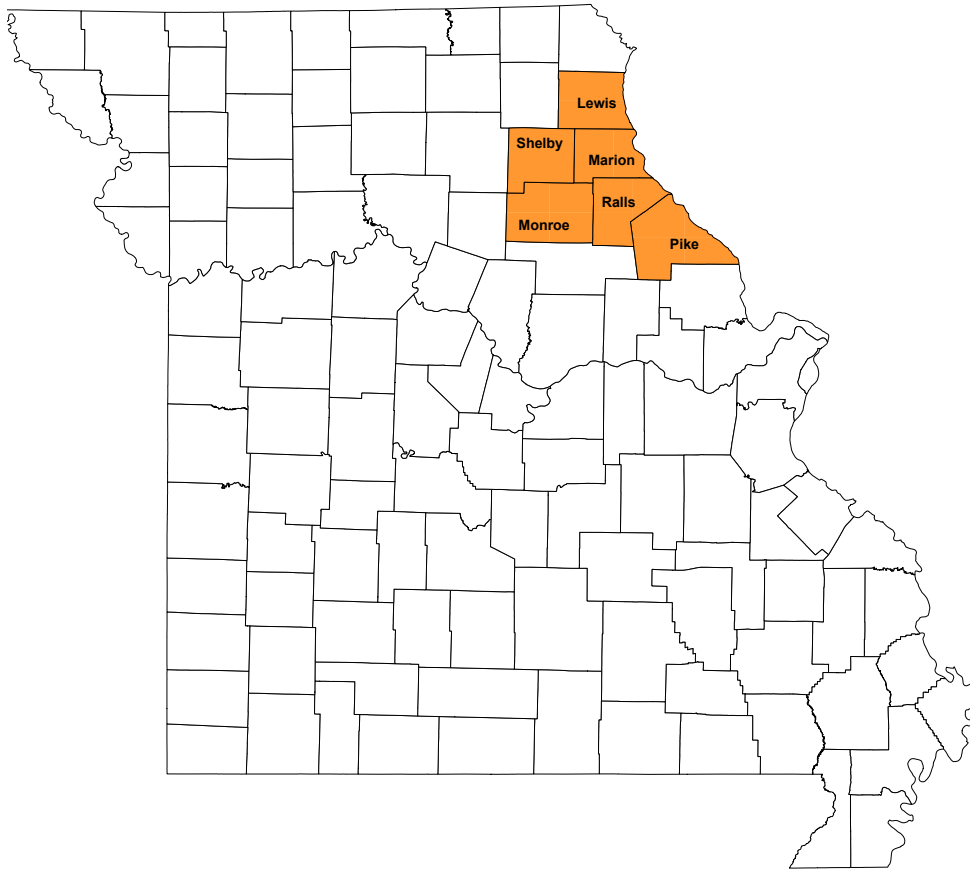
PERCENTAGE OF HOMELESS WITH A DISABILITY: 32.8% Sheltered;
100% Unsheltered

SEX: 54.2% Female, 45.8% Male Sheltered; 100% Male Unsheltered

REGION 2

COUNTIES:

Lewis, Shelby, Marion, Monroe, Ralls, Pike



TOTAL HOMELESS: 20 Sheltered; 19 Unsheltered

UNACCOMPANIED YOUTH (UNDER 18): 0 Sheltered; 0 Unsheltered

PERCENTAGE OF HOMELESS VETERANS: 0% Sheltered; 25% Unsheltered

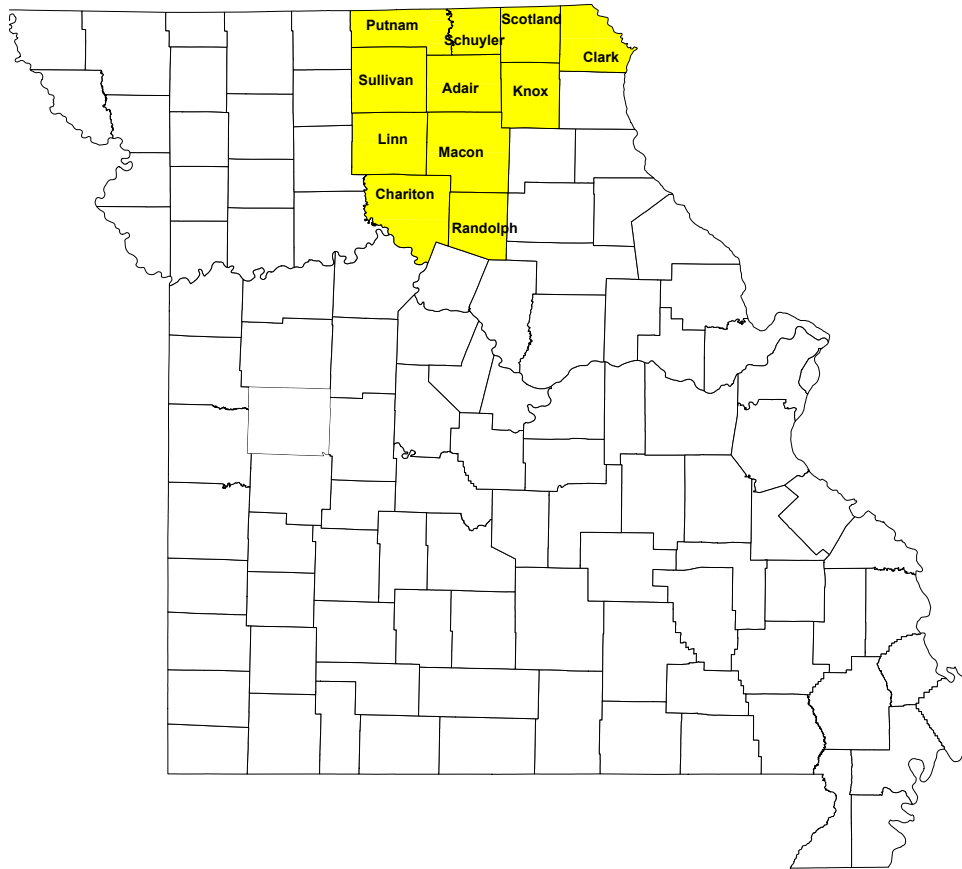
PERCENTAGE OF HOMELESS WITH A DISABILITY: 0% Sheltered;
100% Unsheltered

SEX: 70% Female, 30% Male Sheltered; 21.5% Female, 78.5% Male Unsheltered

REGION 3

COUNTIES:

Putnam, Schuyler, Scotland, Clark, Sullivan, Adair, Knox, Linn, Macon, Chariton, Randolph



TOTAL HOMELESS: 42 Sheltered; 87 Unsheltered

UNACCOMPANIED YOUTH (UNDER 18): 0 Sheltered; 1 Unsheltered

PERCENTAGE OF HOMELESS VETERANS: 2.4% Sheltered; 14.7% Unsheltered

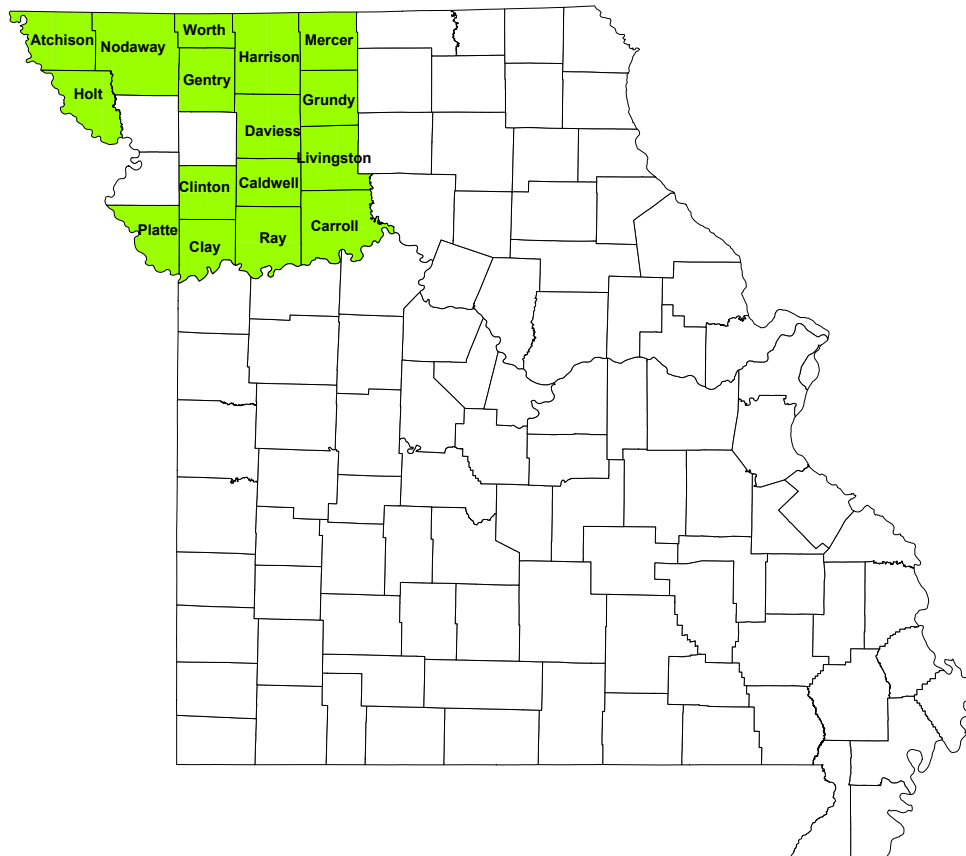
PERCENTAGE OF HOMELESS WITH A DISABILITY: 26.1% Sheltered;
51.7% Unsheltered

SEX: 61.9% Female, 38.1% Male Sheltered; 26.9% Female, 73.1% Male Unsheltered

REGION 4

COUNTIES:

Atchison, Nodaway, Worth, Harrison, Mercer, Holt, Gentry, Daviess, Grundy, Clinton, Caldwell, Livingston, Platte, Clay, Ray, Carroll



TOTAL HOMELESS: 154 Sheltered; 55 Unsheltered

UNACCOMPANIED YOUTH (UNDER 18): 13 Sheltered; 0 Unsheltered

PERCENTAGE OF HOMELESS VETERANS: 0.6% Sheltered; 27.7% Unsheltered

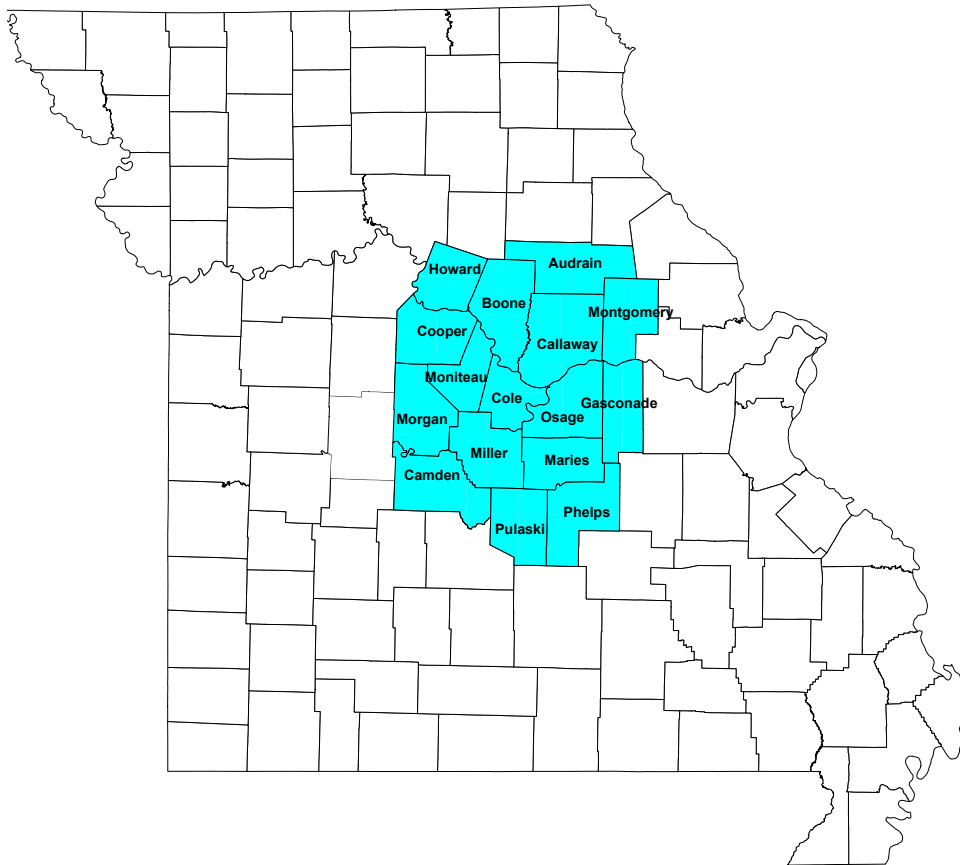
PERCENTAGE OF HOMELESS WITH A DISABILITY: 18.8% Sheltered;
73.6% Unsheltered

SEX: 64.3% Female, 35.7% Male Sheltered; 44.9% Female, 55.1% Male Unsheltered

REGION 5

COUNTIES:

Howard, Audrain, Boone, Callaway, Montgomery, Cooper, Moniteau, Cole, Osage, Gasconade, Morgan, Miller, Maries, Camden, Pulaski, Phelps



TOTAL HOMELESS: 289 Sheltered; 95 Unsheltered

UNACCOMPANIED YOUTH (UNDER 18): 4 Sheltered; 1 Unsheltered

PERCENTAGE OF HOMELESS VETERANS: 16.6% Sheltered; 18.1% Unsheltered

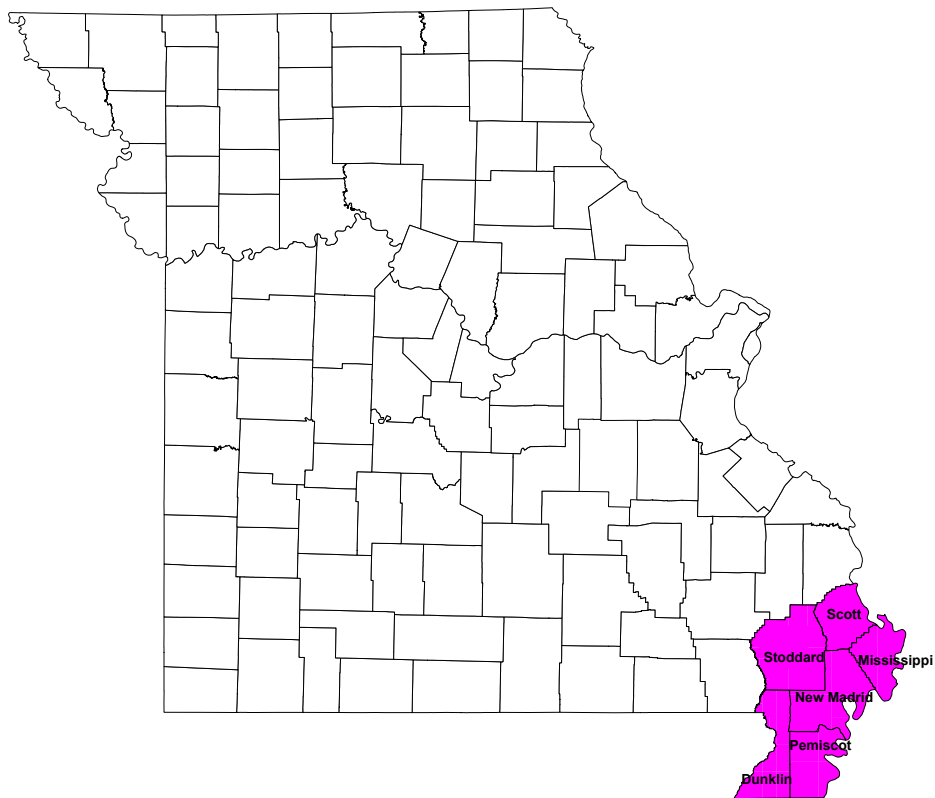
PERCENTAGE OF HOMELESS WITH A DISABILITY: 44.2% Sheltered;
80.9% Unsheltered

SEX: 41.9% Female, 58.1% Male Sheltered; 14.9% Female, 85.1% Male Unsheltered

REGION 6

COUNTIES:

Scott, Stoddard, Mississippi, New Madrid, Dunklin, Pemiscot



TOTAL HOMELESS: 123 Sheltered; 18 Unsheltered

UNACCOMPANIED YOUTH (UNDER 18): 5 Sheltered; 0 Unsheltered

PERCENTAGE OF HOMELESS VETERANS: 0% Sheltered; 0% Unsheltered

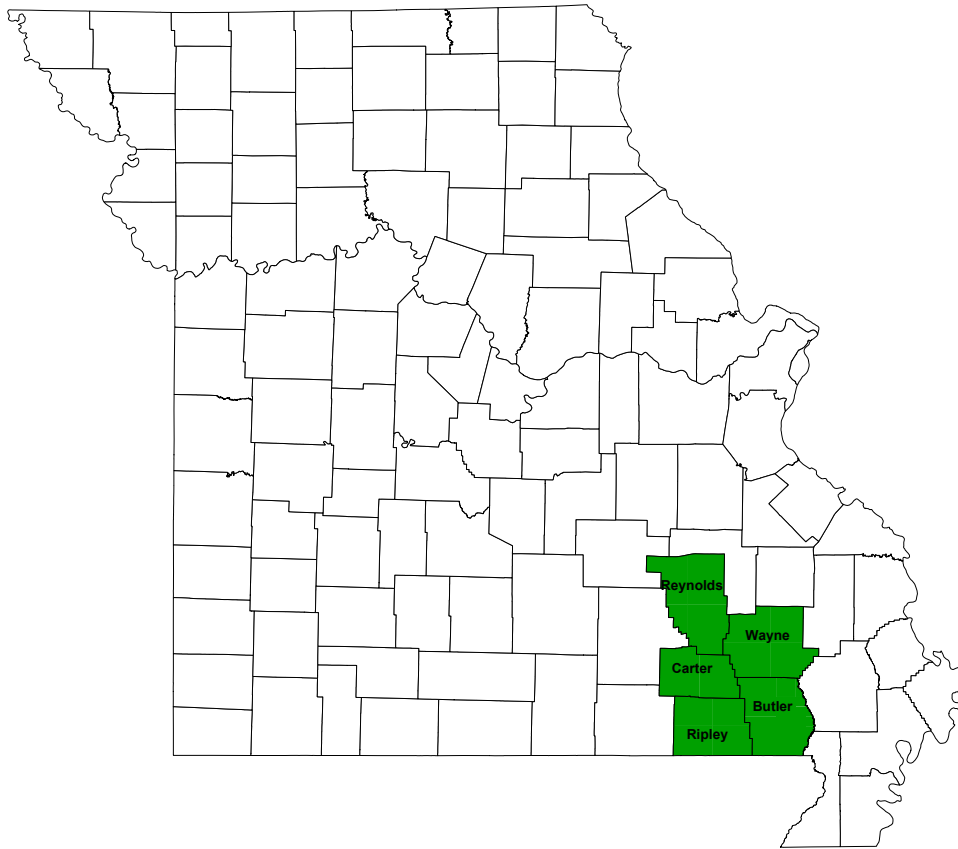
PERCENTAGE OF HOMELESS WITH A DISABILITY: 11.3% Sheltered;
62.5% Unsheltered

SEX: 61% Female, 39% Male Sheltered; 75% Female, 25% Male Unsheltered

REGION 7

COUNTIES:

Reynolds, Wayne, Carter, Ripley, Butler



TOTAL HOMELESS: 46 Sheltered; 16 Unsheltered

UNACCOMPANIED YOUTH (UNDER 18): 0 Sheltered; 0 Unsheltered

PERCENTAGE OF HOMELESS VETERANS: 21.7% Sheltered; 0% Unsheltered

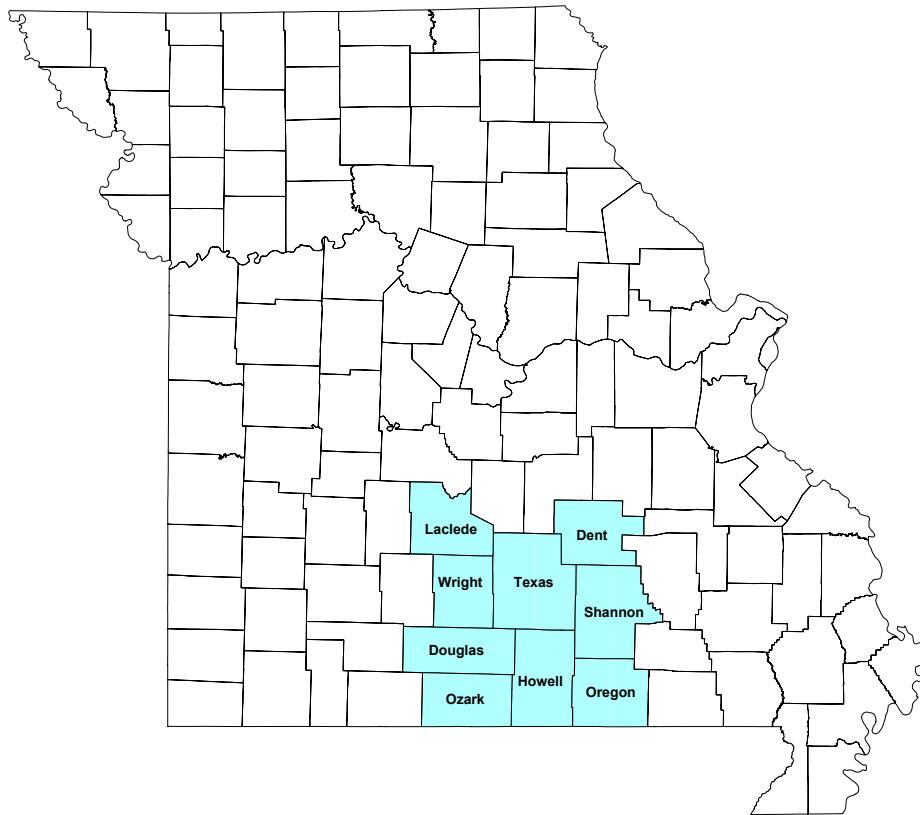
PERCENTAGE OF HOMELESS WITH A DISABILITY: 43.4% Sheltered;
100% Unsheltered

SEX: 28.3% Female, 71.7% Male Sheltered; 55.6% Female, 44.4% Male Unsheltered

REGION 8

COUNTIES:

Laclede, Dent, Wright, Texas, Shannon, Douglas, Ozark, Howell, Oregon



TOTAL HOMELESS: 60 Sheltered; 7 Unsheltered

UNACCOMPANIED YOUTH (UNDER 18): 0 Sheltered; 0 Unsheltered

PERCENTAGE OF HOMELESS VETERANS: 1.7% Sheltered; 0% Unsheltered

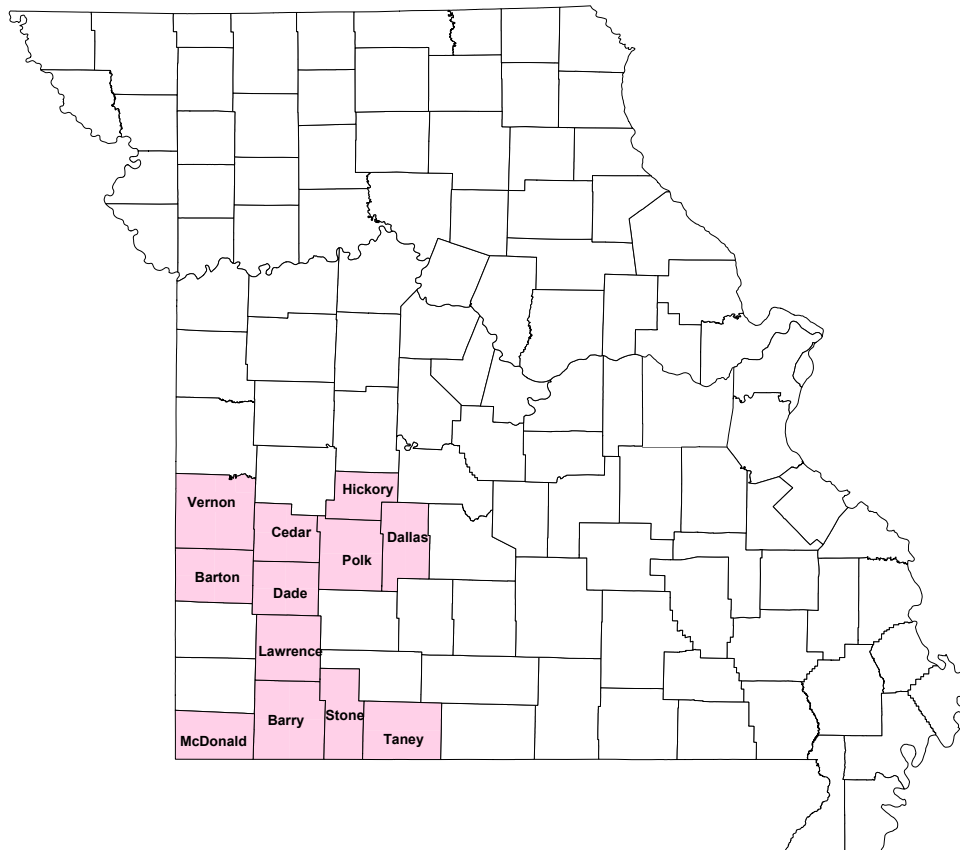
PERCENTAGE OF HOMELESS WITH A DISABILITY: 23.3% Sheltered;
100% Unsheltered

SEX: 58.3% Female, 41.7% Male Sheltered; 60% Female, 40% Male Unsheltered

REGION 9

COUNTIES:

Vernon, Hickory, Barton, Cedar, Dade, Polk, Dallas, Lawrence, McDonald, Barry, Stone, Taney



TOTAL HOMELESS: 298 Sheltered; 24 Unsheltered

UNACCOMPANIED YOUTH (UNDER 18): 0 Sheltered; 1 Unsheltered

PERCENTAGE OF HOMELESS VETERANS: 7% Sheltered; 28.5% Unsheltered

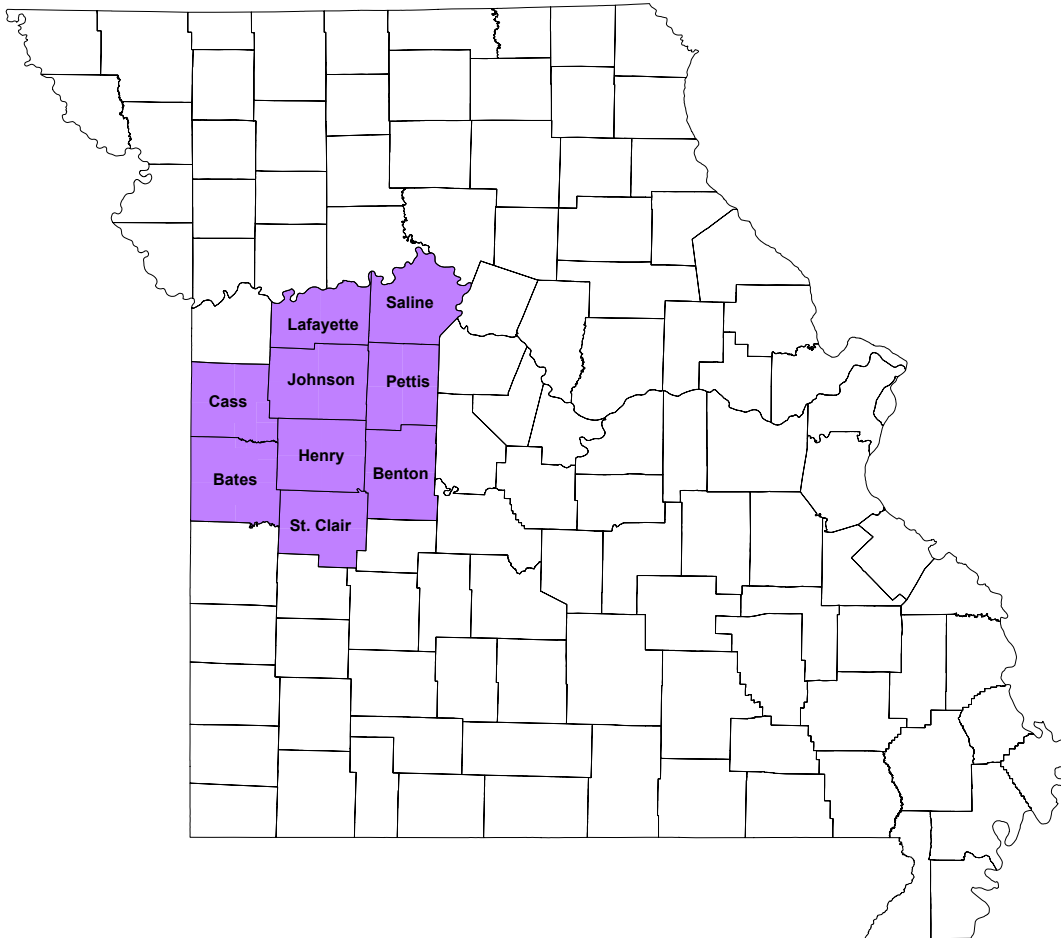
PERCENTAGE OF HOMELESS WITH A DISABILITY: 57.7% Sheltered;
66.6% Unsheltered

SEX: 50% Female, 50% Male Sheltered; 30% Female, 70% Male Unsheltered

REGION 10

COUNTIES:

Lafayette, Saline, Cass, Johnson, Pettis, Bates, Henry, Benton, St. Clair



TOTAL HOMELESS: 70 Sheltered; 51 Unsheltered

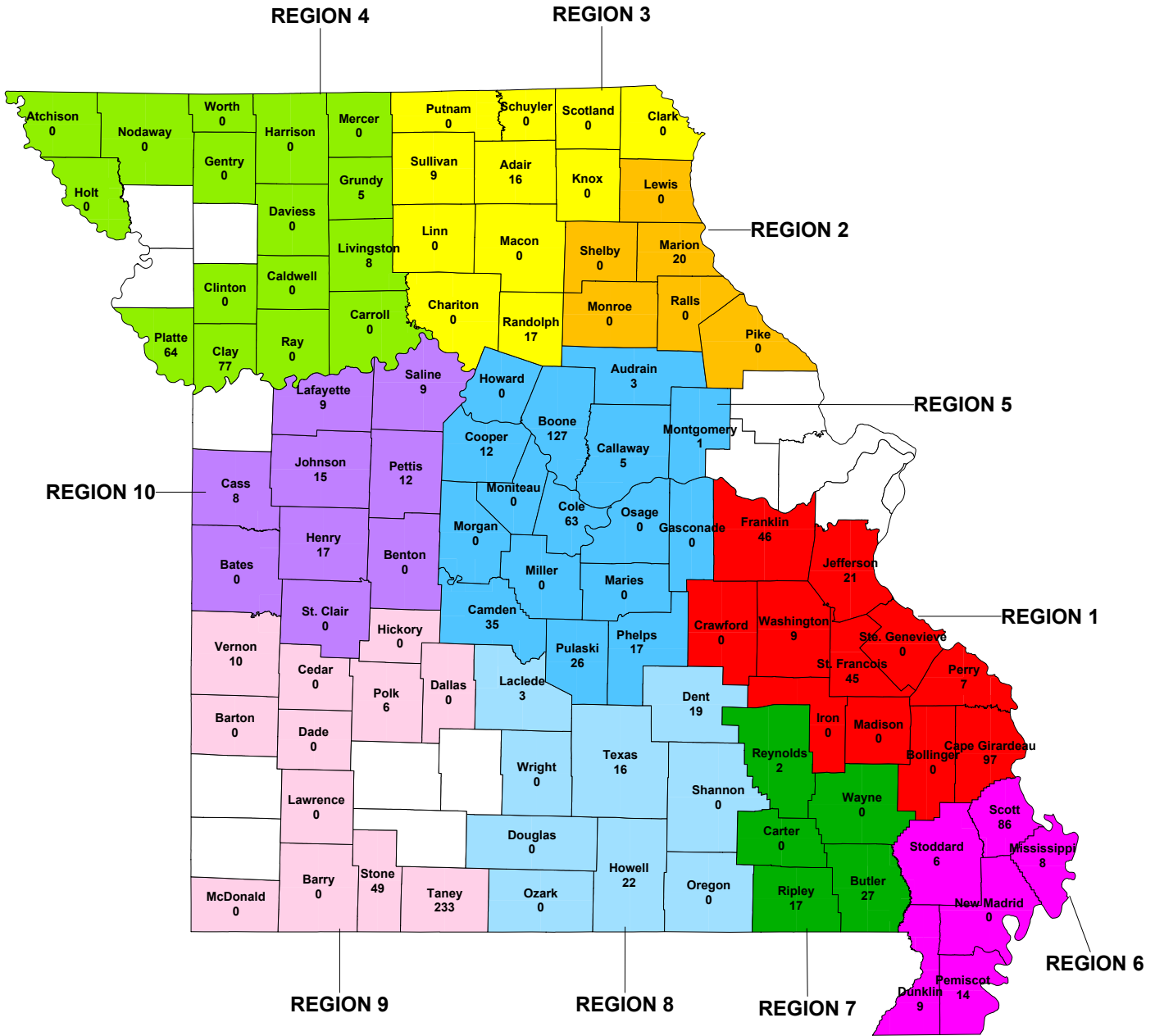
UNACCOMPANIED YOUTH (UNDER 18): 0 Sheltered; 0 Unsheltered

PERCENTAGE OF HOMELESS VETERANS: 0% Sheltered; 21% Unsheltered

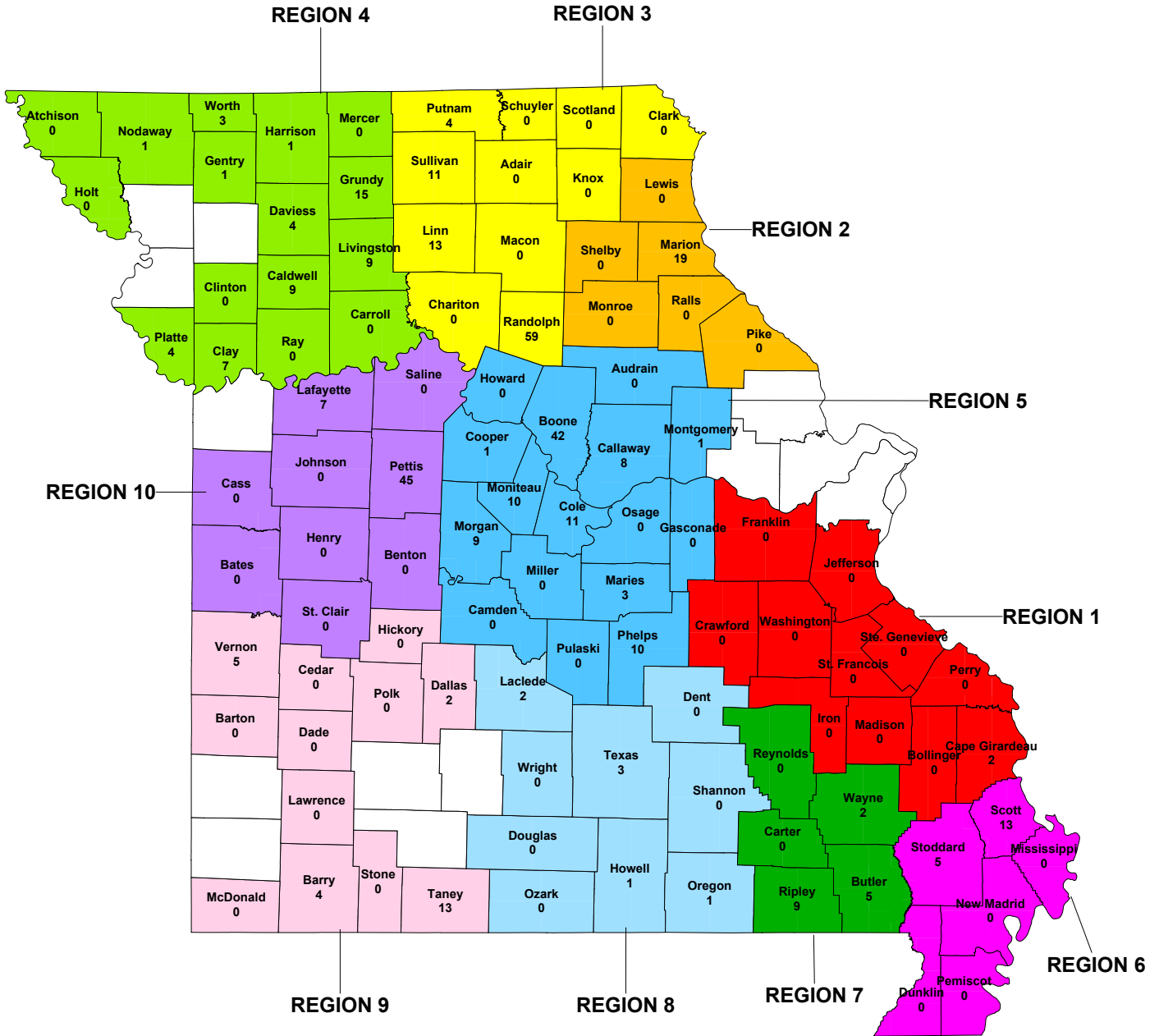
PERCENTAGE OF HOMELESS WITH A DISABILITY: 18.5% Sheltered;
94.1% Unsheltered

SEX: 75.7% Female, 24.3% Male Sheltered; 35.8% Female, 64.2% Male Unsheltered

BALANCE OF STATE SHELTERED HOMELESS



BALANCE OF STATE UNSHELTERED HOMELESS



BALANCE OF STATE

TOTAL HOMELESS

