

MISSOURI BALANCE OF STATE CONTINUUM OF CARE

2010 WINTER POINT-IN-TIME SHELTERED AND UNSHelterED HOMELESS COUNT



Prepared By



TABLE OF CONTENTS

DATA INFORMATION

1

BALANCE OF STATE CONTINUUM OF CARE MAP
AND TOTAL FIGURES

2-3

REGION ONE

4-5

REGION TWO

6-7

REGION THREE

8-9

REGION FOUR

10-11

REGION FIVE

12-13

REGION SIX

14-15

REGION SEVEN

16-17

REGION EIGHT

18-19

REGION NINE

20-21

REGION TEN

22-23

BALANCE OF STATE SHELTERED INFORMATION
BY COUNTY

24

BALANCE OF STATE UNSHELTERED INFORMATION
BY COUNTY

25

BALANCE OF STATE TOTAL HOMELESS INFORMATION
BY COUNTY

26

DATA INFORMATION

The data in this report is gathered from 101 counties in the Missouri Balance of State (BoS) Continuum of Care (CoC). Social service agencies and community volunteers in each county complete a survey for every unsheltered household identified (living in a place not meant for human habitation) within the BoS CoC. In addition, sheltered data is gathered from social service agencies and organizations providing shelter (emergency shelter, transitional housing and hotel/motel vouchers) to households within the BoS CoC. Together, the sheltered and unsheltered data make up the total number of homeless individuals and families in the BoS CoC.

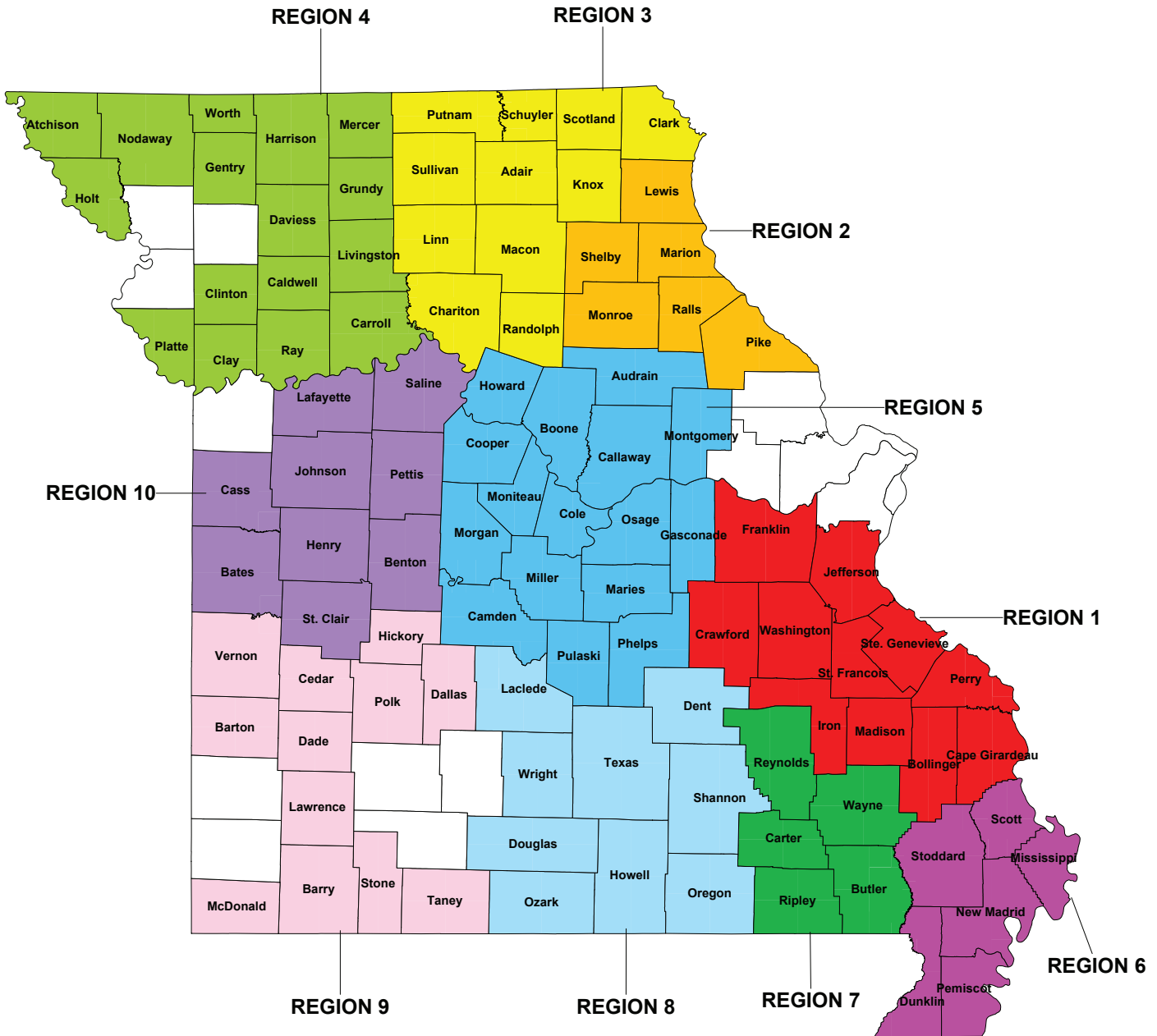
When tabulating data for unsheltered homeless persons, age, gender and race percentages were calculated using the total of all unsheltered persons surveyed. The veteran percentages were calculated using the total of all unsheltered adults surveyed. The disability, victims of domestic violence, chronically homeless and unaccompanied youth percentages were calculated using household information.

When tabulating data for sheltered homeless persons, age, gender and race percentages were calculated using the total of all sheltered persons. The disability, victims of domestic violence, chronically homeless and veteran percentages were calculated using the total of all sheltered adults. Unaccompanied youth percentages were calculated using the total of sheltered youth.

The “unknown/no...” category was used to represent answers left blank or marked “no” on the survey given to the homeless persons.

For more information on the Point-in-Time Count or to contact a member of our community initiatives staff, please visit the MHDC website at www.mhdc.com/ci/point_in_time_count.htm.

BALANCE OF STATE CONTINUUM OF CARE REGIONS



BALANCE OF STATE

SHELTERED INFORMATION

TOTAL SHELTERED HOMELESS:

1,328

AGE

Under 17: 30.3%

18-45: 52.4%

46-60: 16.3%

61+: 1%

GENDER

Female: 50.1%

Male: 49.9%

RACE

White: 78.5%

Black: 16.5%

Two or More Races: 4.4%

American Indian/Native American: 0.2%

Asian: 0.2%

Native Hawaiian/Pacific Islander: 0.2%

DISABILITY: 56%

DOMESTIC VIOLENCE: 22.4%

CHRONICALLY HOMELESS: 26.6%

UNACCOMPANIED YOUTH: 3.9%

VETERANS: 11.2%

UNSHelterED INFORMATION

TOTAL UNSHELTERED HOMELESS:

573

AGE

Average Age: 29

Age Not Provided: 162 Respondents

GENDER

Female: 34%

Male: 53%

Gender Not Provided: 13%

RACE

White: 64%

Black: 19%

Two or More Races: 6%

Other: 0.5%

American Indian/Native American: 1%

Native Hawaiian/Pacific Islander: 0.5%

Unknown: 9%

DISABILITY

Disability: 42%

Unknown/No Disability: 58%

DOMESTIC VIOLENCE

Domestic Violence: 5%

Unknown/No Domestic Violence: 95%

CHRONICALLY HOMELESS

Chronically Homeless: 8%

Unknown/Not Chronically Homeless: 92%

UNACCOMPANIED YOUTH

Unaccompanied Youth: 0%

Unknown/Not Unaccompanied Youth: 0%

VETERANS

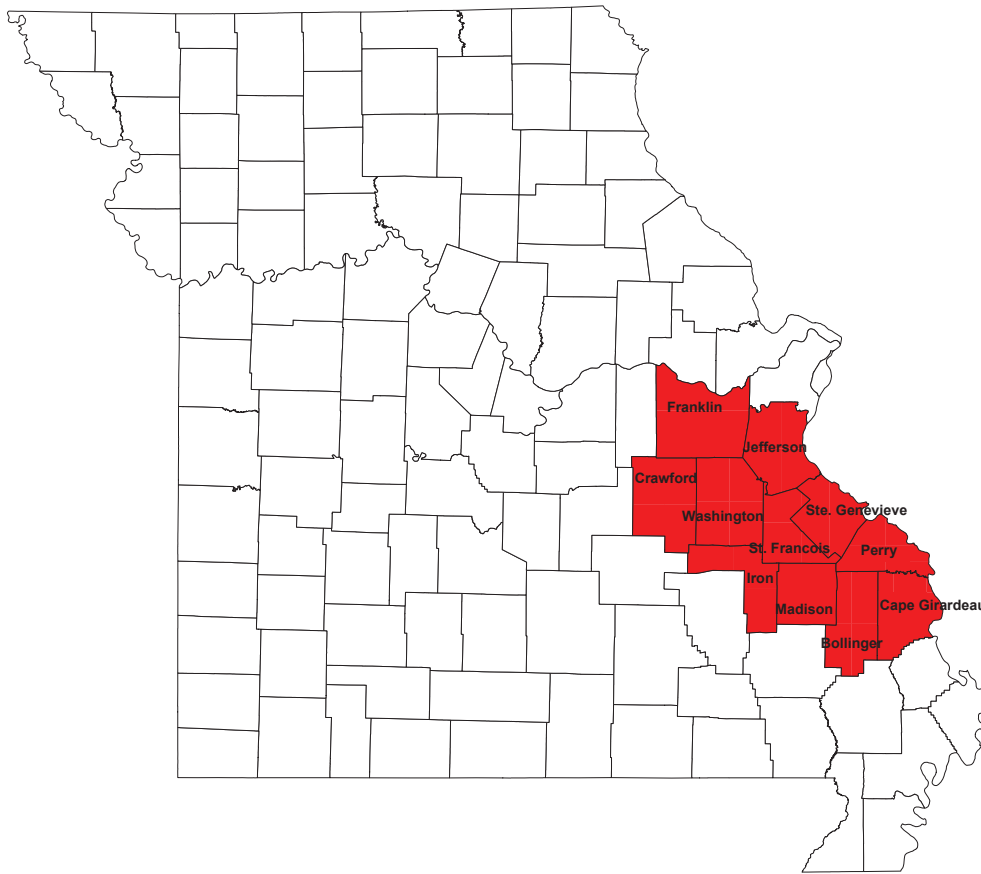
Veteran: 6%

Unknown/Not Veteran: 94%

REGION 1

COUNTIES:

Franklin, Jefferson, Crawford, Washington, St. Francois, Ste. Genevieve, Perry, Iron, Madison, Bollinger and Cape Girardeau



TOTAL HOMELESS: 178

TOTAL SHELTERED HOMELESS: 166

TOTAL UNSHELTERED HOMELESS: 12

REGION 1

SHELTERED INFORMATION

AGE

Under 17: 33.7%
18-45: 60.9%
46-60: 4.8%
61+: 0.6%

GENDER

Female: 56%
Male: 44%

RACE

White: 75.9%
Black: 19.9%
Two or More Races: 4.2%

DISABILITY: 45%

DOMESTIC VIOLENCE: 19.1%

CHRONICALLY HOMELESS: 8.2%

UNACCOMPANIED YOUTH: 0%

VETERANS: 3.6%

UNSHELTERED INFORMATION

AGE

Average Age: 28
Age Not Provided: 1 Respondent

GENDER

Female: 33%
Male: 67%

RACE

White: 100%

DISABILITY

Disability: 22%
Unknown/No Disability: 78%

DOMESTIC VIOLENCE

Domestic Violence: 22%
Unknown/No Domestic Violence: 78%

CHRONICALLY HOMELESS

Chronically Homeless: 0%
Unknown/Not Chronically Homeless: 100%

UNACCOMPANIED YOUTH

Unaccompanied Youth: 0%
Unknown/Not Unaccompanied Youth: 100%

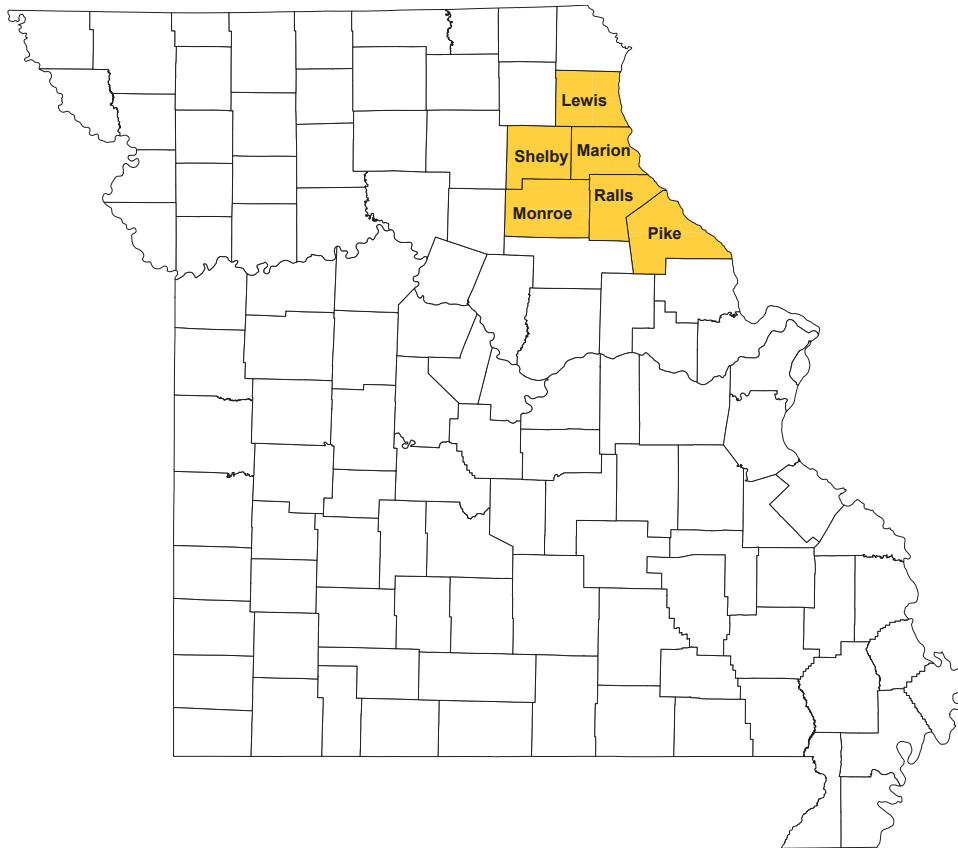
VETERANS

Veteran: 8%
Unknown/Not Veteran: 92%

REGION 2

COUNTIES:

Lewis, Shelby, Marion, Monroe, Ralls and Pike



TOTAL HOMELESS: 92

TOTAL SHELTERED HOMELESS: 26

TOTAL UNSHELTERED HOMELESS: 66

REGION 2

SHELTERED INFORMATION

AGE

Under 17: 34.6%
18-45: 57.8%
46-60: 3.8%
61+: 3.8%

GENDER

Female: 57.7%
Male: 42.3%

RACE

White: 61.6%
Black: 19.2%
Two or More Races: 19.2%

DISABILITY: 41%

DOMESTIC VIOLENCE: 35.3%

CHRONICALLY HOMELESS: 23.5%

UNACCOMPANIED YOUTH: 0%

VETERANS: 11.8%

UNSHeltered INFORMATION

AGE

Average Age: 34
Age Not Provided: 0 Respondents

GENDER

Female: 36%
Male: 64%

RACE

White: 68%
Black: 26%
Two or More Races: 3%
American Indian/Native American: 1.5%
Other: 1.5%

DISABILITY

Disability: 40%
Unknown/No Disability: 60%

DOMESTIC VIOLENCE

Domestic Violence: 7%
Unknown/No Domestic Violence: 93%

CHRONICALLY HOMELESS

Chronically Homeless: 9%
Unknown/Not Chronically Homeless: 91%

UNACCOMPANIED YOUTH

Unaccompanied Youth: 0%
Unknown/Not Unaccompanied Youth: 100%

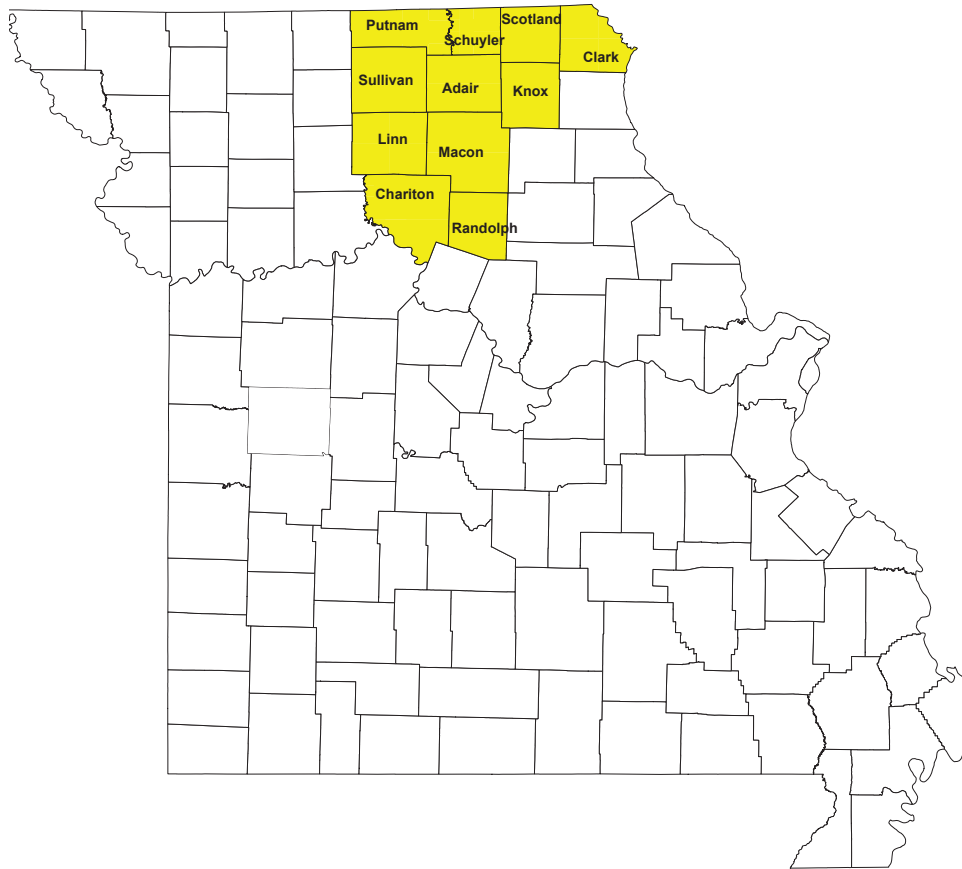
VETERANS

Veteran: 5%
Unknown/Not Veteran: 95%

REGION 3

COUNTIES:

Putnam, Schuyler, Scotland, Clark, Sullivan, Adair, Knox, Linn, Macon, Chariton and Randolph



TOTAL HOMELESS: 57

TOTAL SHELTERED HOMELESS: 27

TOTAL UNSHELTERED HOMELESS: 30

REGION 3

SHELTERED INFORMATION

AGE

Under 17: 44.4%
18-45: 37.1%
46-60: 14.8%
61+: 3.7%

GENDER

Female: 59.3%
Male: 40.7%

RACE

White: 92.6%
Black: 3.7%
Two or More Races: 3.7%

DISABILITY: 33%

DOMESTIC VIOLENCE: 53.3%

CHRONICALLY HOMELESS: 6.7%

UNACCOMPANIED YOUTH: 0%

VETERANS: 0%

UNSHELTERED INFORMATION

AGE

Average Age: 27.5
Age Not Provided: 0 Respondents

GENDER

Female: 60%
Male: 40%

RACE

White: 93%
Unknown: 7%

DISABILITY

Disability: 22%
Unknown/No Disability: 78%

DOMESTIC VIOLENCE

Domestic Violence: 0%
Unknown/No Domestic Violence: 100%

CHRONICALLY HOMELESS

Chronically Homeless: 0%
Unknown/Not Chronically Homeless: 100%

UNACCOMPANIED YOUTH

Unaccompanied Youth: 0%
Unknown/Not Unaccompanied Youth: 100%

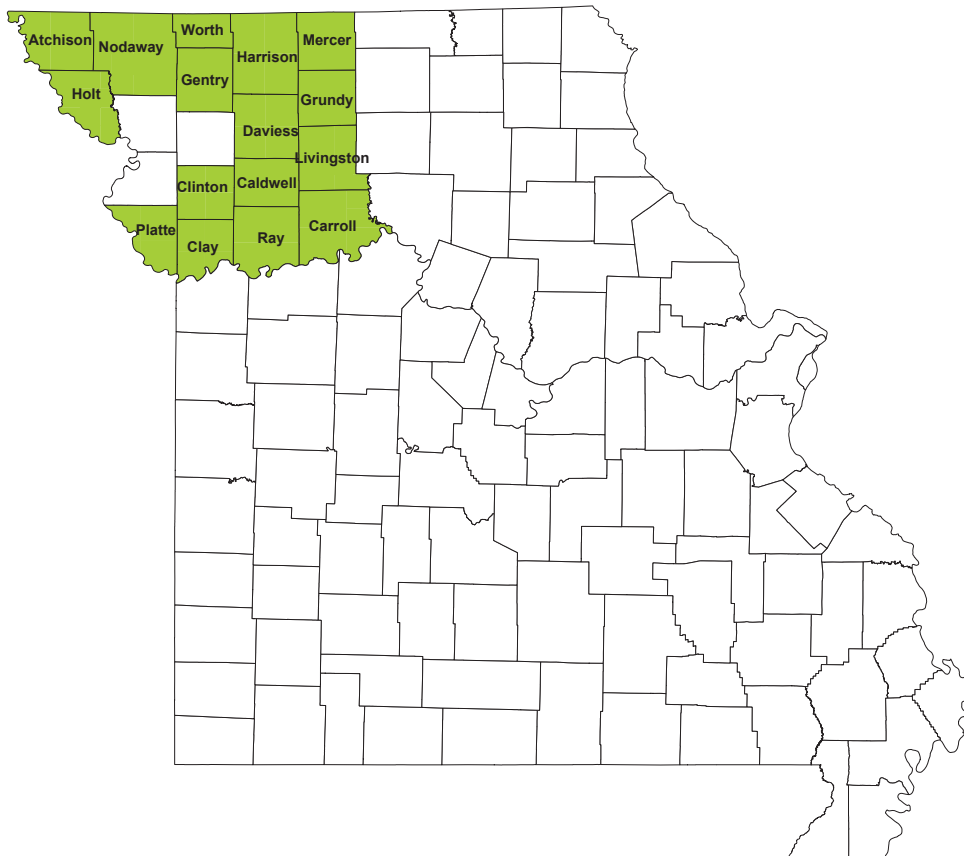
VETERANS

Veteran: 0%
Unknown/Not Veteran: 100%

REGION 4

COUNTIES:

Atchison, Nodaway, Worth, Harrison, Mercer, Holt, Gentry, Daviess, Grundy, Clinton, Caldwell, Livingston, Platte, Clay, Ray and Carroll



TOTAL HOMELESS: 116

TOTAL SHELTERED HOMELESS: 106

TOTAL UNSHELTERED HOMELESS: 10

REGION 4

SHELTERED INFORMATION

AGE

Under 17: 50%
18-45: 41.5%
46-60: 8.5%
61+: 0%

GENDER

Female: 66%
Male: 34%

RACE

White: 75.4%
Black: 20.8%
Two or More Races: 3.8%

DISABILITY: 36%

DOMESTIC VIOLENCE: 39.6%

CHRONICALLY HOMELESS: 35.8%

UNACCOMPANIED YOUTH: 16.9%

VETERANS: 1.9%

UNSHELTERED INFORMATION

AGE

Average Age: 38
Age Not Provided: 2 Respondents

GENDER

Female: 0%
Male: 100%

RACE

White: 100%

DISABILITY

Disability: 33%
Unknown/No Disability: 67%

DOMESTIC VIOLENCE

Domestic Violence: 11%
Unknown/No Domestic Violence: 89%

CHRONICALLY HOMELESS

Chronically Homeless: 11%
Unknown/Not Chronically Homeless: 89%

UNACCOMPANIED YOUTH

Unaccompanied Youth: 0%
Unknown/Not Unaccompanied Youth: 100%

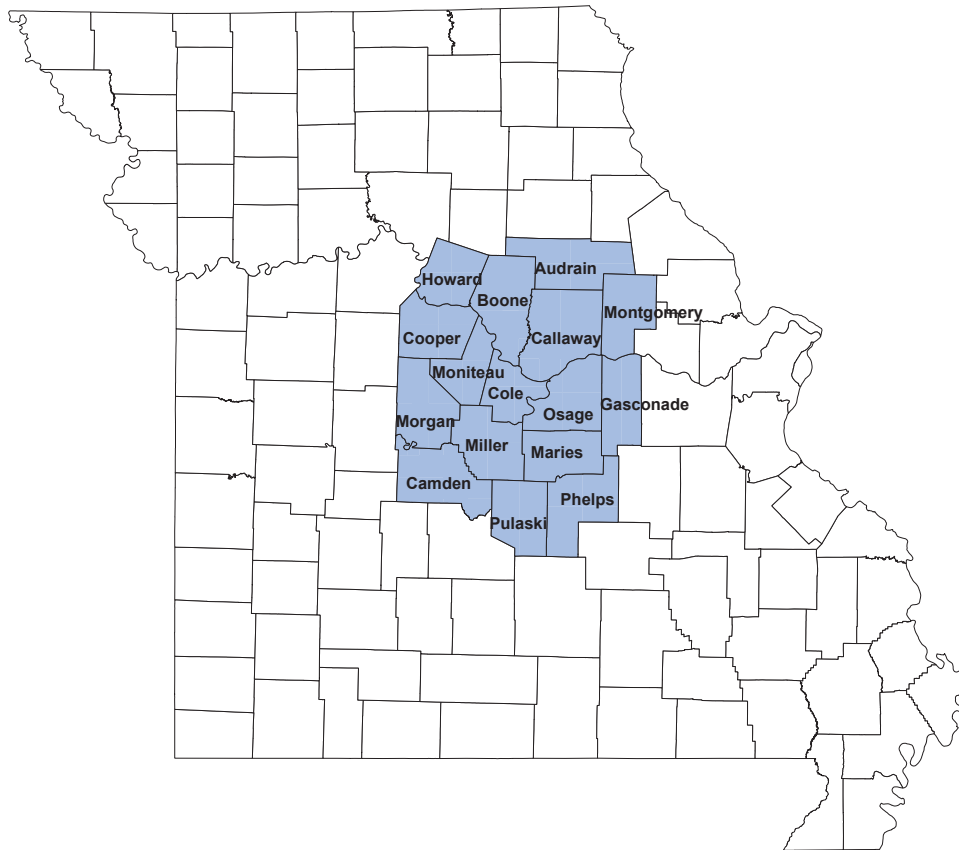
VETERANS:

Veteran: 10%
Unknown/Not Veteran: 90%

REGION 5

COUNTIES:

Howard, Audrain, Boone, Callaway, Montgomery, Cooper, Moniteau, Cole, Osage, Gasconade, Morgan, Miller, Maries, Camden, Pulaski and Phelps



TOTAL HOMELESS: 492

TOTAL SHELTERED HOMELESS: 381

TOTAL UNSHELTERED HOMELESS: 111

REGION 5

SHELTERED INFORMATION

AGE

Under 17: 26.2%
18-45: 45.7%
46-60: 26.8%
61+: 1.3%

GENDER

Female: 43%
Male: 57%

RACE

White: 65.8%
Black: 27.3%
Two or More Races: 6.3%
Asian: 0.3%
Native Hawaiian/Pacific Islander: 0.3%

DISABILITY: 50%

DOMESTIC VIOLENCE: 18.9%

CHRONICALLY HOMELESS: 24.6%

UNACCOMPANIED YOUTH: 7%

VETERANS: 20.3%

UNSHELTERED INFORMATION

AGE

Average Age: 27
Age Not Provided: 39 Respondents

GENDER

Female: 24%
Male: 47%
Gender Not Provided: 29%

RACE

White: 58%
Black: 21%
Two or More Races: 17%
American Indian/Native American: 1%
Native Hawaiian/Pacific Islander: 1%
Unknown: 2%

DISABILITY

Disability: 52%
Unknown/No Disability: 48%

DOMESTIC VIOLENCE

Domestic Violence: 10%
Unknown/No Domestic Violence: 90%

CHRONICALLY HOMELESS

Chronically Homeless: 30%
Unknown/Not Chronically Homeless: 70%

UNACCOMPANIED YOUTH

Unaccompanied Youth: 0%
Unknown/Not Unaccompanied Youth: 100%

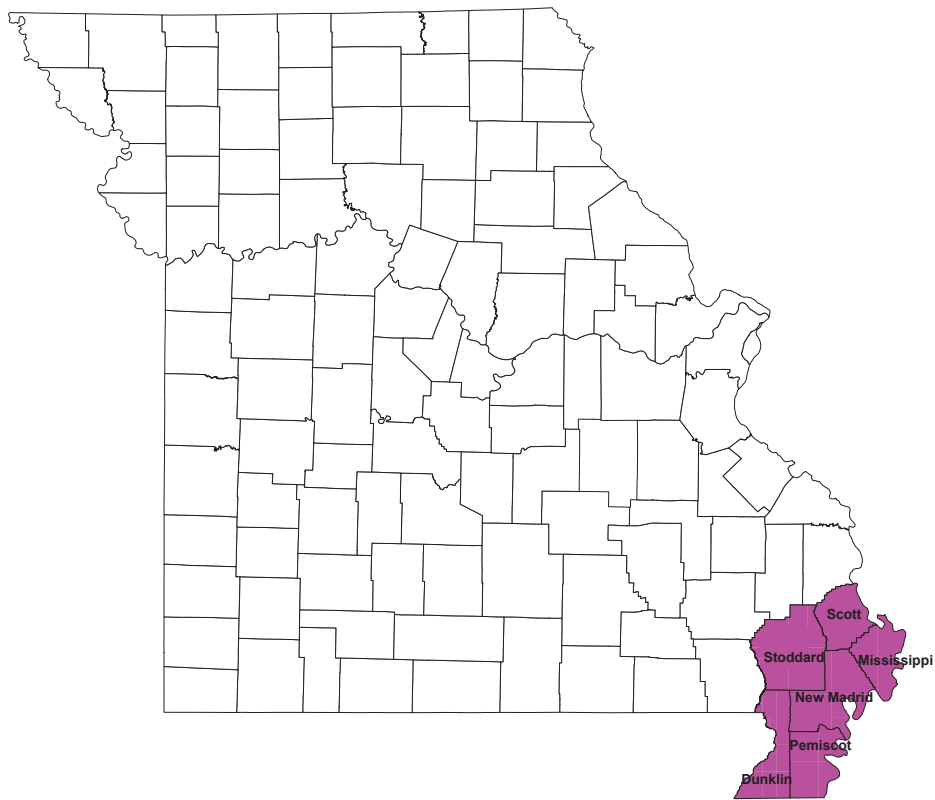
VETERANS

Veteran: 8%
Unknown/Not Veteran: 92%

REGION 6

COUNTIES:

Scott, Stoddard, Mississippi, New Madrid, Dunklin and Pemiscot



TOTAL HOMELESS: 203

TOTAL SHELTERED HOMELESS: 78

TOTAL UNSHELTERED HOMELESS: 125

REGION 6

SHELTERED INFORMATION

AGE

Under 17: 51.3%
18-45: 37.2%
46-60: 11.5%
61+: 0%

GENDER

Female: 66.7%
Male: 33.3%

RACE

White: 53.8%
Black: 43.6%
Two or More Races: 2.6%

DISABILITY: 32%

DOMESTIC VIOLENCE: 31.6%

CHRONICALLY HOMELESS: 0%

UNACCOMPANIED YOUTH: 0%

VETERANS: 0%

UNSHELTERED INFORMATION

AGE

Average Age: 25
Age Not Provided: 4 Respondents

GENDER

Female: 52%
Male: 46%
Gender Not Provided: 2%

RACE

White: 48%
Black: 44%
Two or More Races: 5%
Unknown: 3%

DISABILITY

Disability: 70%
Unknown/No Disability: 30%

DOMESTIC VIOLENCE

Domestic Violence: 4%
Unknown/No Domestic Violence: 96%

CHRONICALLY HOMELESS

Chronically Homeless: 5%
Unknown/Not Chronically Homeless: 95%

UNACCOMPANIED YOUTH

Unaccompanied Youth: 0%
Unknown/Not Unaccompanied Youth: 100%

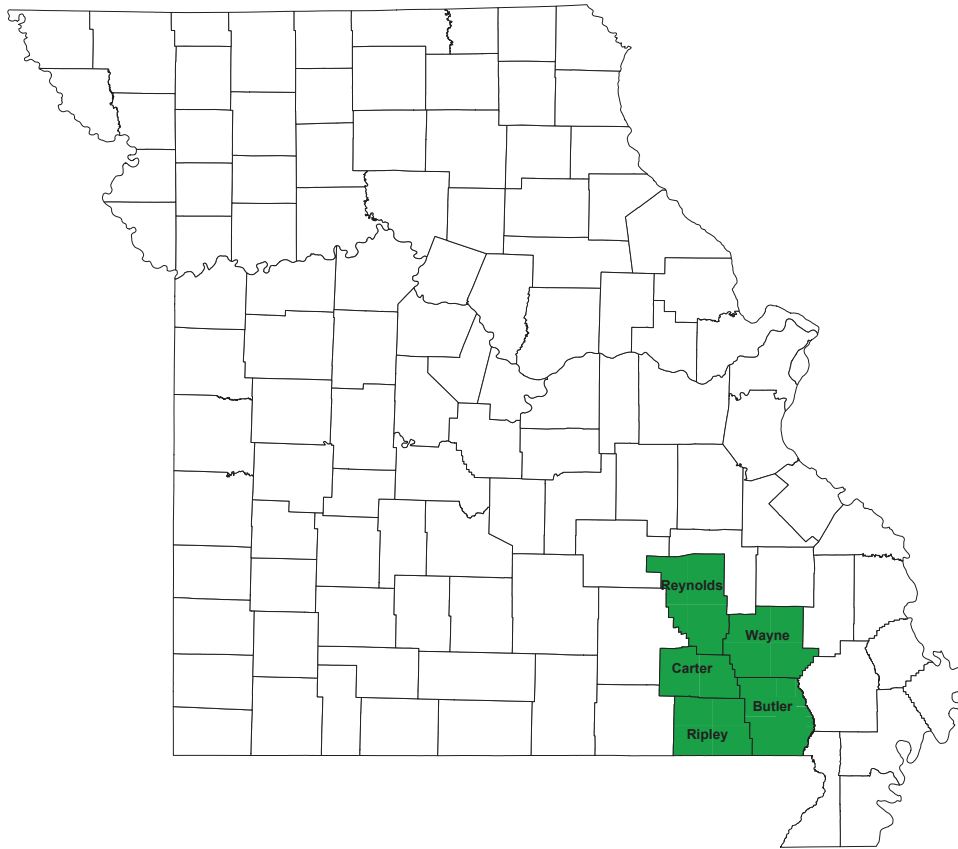
VETERANS

Veteran: 2%

REGION 7

COUNTIES:

Reynolds, Wayne, Carter, Ripley and Butler



TOTAL HOMELESS: 104

TOTAL SHELTERED HOMELESS: 90

TOTAL UNSHELTERED HOMELESS: 14

REGION 7

SHELTERED INFORMATION

AGE

Under 17: 31.1%
18-45: 36.7%
46-60: 30%
61+: 2.2%

GENDER

Female: 50%
Male: 50%

RACE

White: 96.7%
Black: 3.3%

DISABILITY: 45%

DOMESTIC VIOLENCE: 32.3%

CHRONICALLY HOMELESS: 6.5%

UNACCOMPANIED YOUTH: 0%

VETERANS: 32.3%

UNSHELTERED INFORMATION

AGE

Average Age: 37
Age Not Provided: 5 Respondents

GENDER

Female: 21%
Male: 43%
Gender Not Provided: 36%

RACE

White: 93%
Black: 7%

DISABILITY

Disability: 60%
Unknown/No Disability: 40%

DOMESTIC VIOLENCE

Domestic Violence: 0%
Unknown/No Domestic Violence: 100%

CHRONICALLY HOMELESS

Chronically Homeless: 0%
Unknown/Not Chronically Homeless: 100%

UNACCOMPANIED YOUTH

Unaccompanied Youth: 0%
Unknown/Not Unaccompanied Youth: 100%

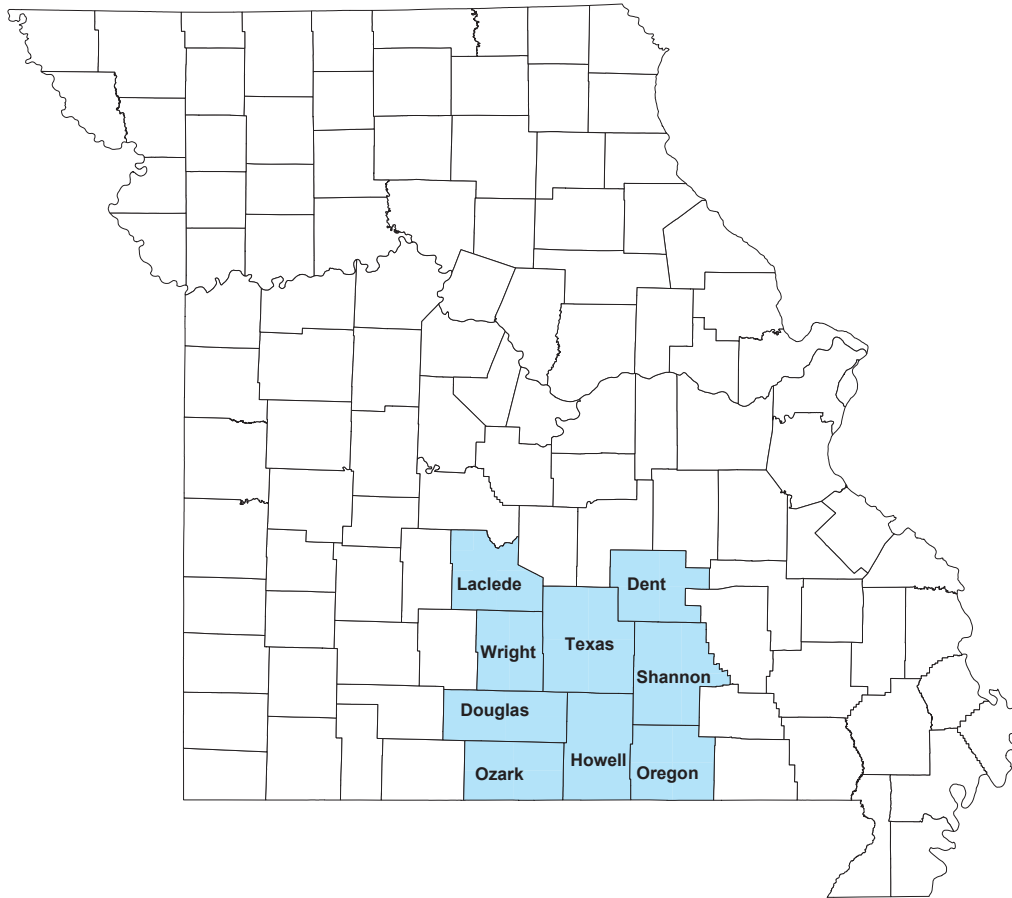
VETERANS

Veteran: 0%
Unknown/Not Veteran: 100%

REGION 8

COUNTIES:

Laclede, Dent, Wright, Texas, Shannon, Douglas, Ozark, Howell and Oregon



TOTAL HOMELESS: 161

TOTAL SHELTERED HOMELESS: 60

TOTAL UNSHELTERED HOMELESS: 101

REGION 8

SHELTERED INFORMATION

AGE

Under 17: 43.3%
18-45: 45%
46-60: 11.7%
61+: 0%

GENDER

Female: 65%
Male: 35%

RACE

White: 98.3%
Black: 1.7%

DISABILITY: 38%

DOMESTIC VIOLENCE: 44.1%

CHRONICALLY HOMELESS: 8.8%

UNACCOMPANIED YOUTH: 0%

VETERANS: 0%

UNSHELTERED INFORMATION

AGE

Average Age: 37
Age Not Provided: 79 Respondents

GENDER

Female: 14.5%
Male: 61.5%
Gender Not Provided: 24%

RACE

White: 62%
Black: 1%
Two or More Races: 1%
Unknown: 36%

DISABILITY

Disability: 10%
Unknown/No Disability: 90%

DOMESTIC VIOLENCE

Domestic Violence: 1%
Unknown/No Domestic Violence: 99%

CHRONICALLY HOMELESS

Chronically Homeless: 1%
Unknown/Not Chronically Homeless: 99%

UNACCOMPANIED YOUTH

Unaccompanied Youth: 0%
Unknown/Not Unaccompanied Youth: 100%

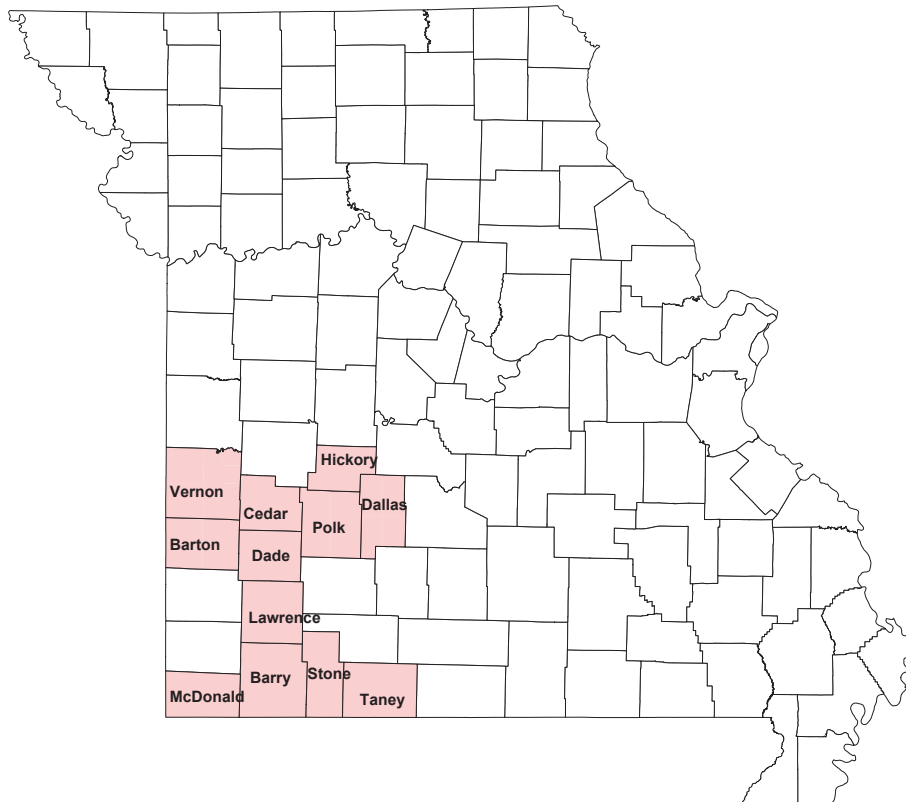
VETERANS

Veteran: 2%
Unknown/Not Veteran: 98%

REGION 9

COUNTIES:

Vernon, Hickory, Barton, Cedar, Dade, Polk, Dallas, Lawrence, McDonald, Barry, Stone and Taney



TOTAL HOMELESS: 313

TOTAL SHELTERED HOMELESS: 298

TOTAL UNSHELTERED HOMELESS: 15

REGION 9

SHELTERED INFORMATION

AGE

Under 17: 14.1%
18-45: 72.5%
46-60: 12.4%
61+: 1%

GENDER

Female: 39.9%
Male: 60.1%

RACE

White: 92.3%
Black: 3.0%
Two or More Races: 4%
American Indian/Native American: 0.7%

DISABILITY: 84%

DOMESTIC VIOLENCE: 11.7%

CHRONICALLY HOMELESS: 49.6%

UNACCOMPANIED YOUTH: 0%

VETERANS: 6.6%

UNSHELTERED INFORMATION

AGE

Average Age: 45
Age Not Provided: 12 Respondents

GENDER

Female: 13%
Male: 53.5%
Gender Not Provided: 33.5%

RACE

White: 67%
Unknown: 33%

DISABILITY

Disability: 25%
Unknown/No Disability: 75%

DOMESTIC VIOLENCE

Domestic Violence: 8%
Unknown/No Domestic Violence: 92%

CHRONICALLY HOMELESS

Chronically Homeless: 0%
Unknown/Not Chronically Homeless: 100%

UNACCOMPANIED YOUTH

Unaccompanied Youth: 0%
Unknown/Not Unaccompanied Youth: 100%

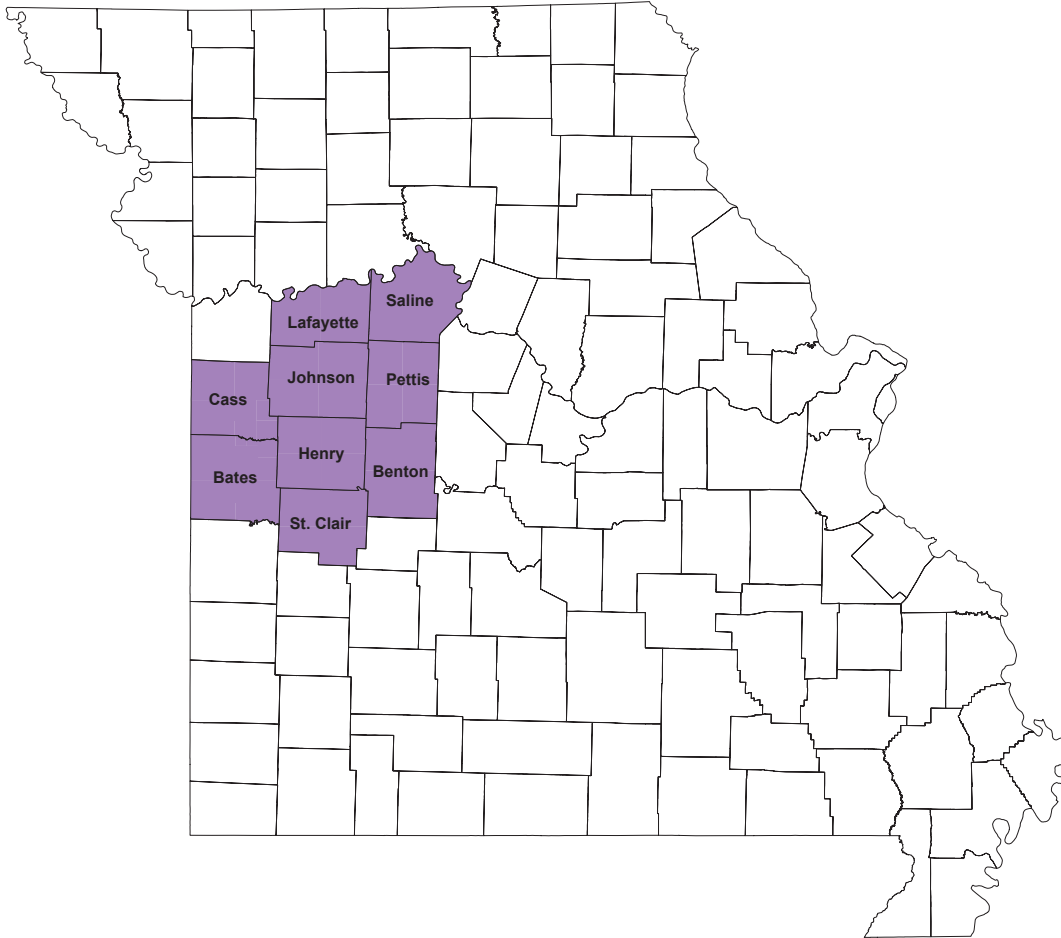
VETERANS

Veteran: 13%
Unknown/Not Veteran: 87%

REGION 10

COUNTIES:

Lafayette, Saline, Cass, Johnson, Pettis, Bates, Henry, Benton and St. Clair



TOTAL HOMELESS: 185

TOTAL SHELTERED HOMELESS: 96

TOTAL UNSHELTERED HOMELESS: 89

REGION 10

SHELTERED INFORMATION

AGE

Under 17: 38.5%
18-45: 49%
46-60: 12.5%
61+: 0%

GENDER

Female: 54.2%
Male: 45.8%

RACE

White: 87.6%
Black: 7.3%
Two or More Races: 3.1%
Asian: 1%
Native Hawaiian/Pacific Islander: 1%

DISABILITY: 49%

DOMESTIC VIOLENCE: 35.6%

CHRONICALLY HOMELESS: 16.9%

UNACCOMPANIED YOUTH: 0%

VETERANS: 5.1%

UNSHELTERED INFORMATION

AGE

Average Age: 30
Age Not Provided: 19 Respondents

GENDER

Female: 42%
Male: 55%
Gender Not Provided: 3%

RACE

White: 72%
Black: 13%
Two or More Races: 7%
Unknown: 8%

DISABILITY

Disability: 50%
Unknown/No Disability: 50%

DOMESTIC VIOLENCE

Domestic Violence: 4%
Unknown/No Domestic Violence: 96%

CHRONICALLY HOMELESS

Chronically Homeless: 4%
Unknown/Not Chronically Homeless: 96%

UNACCOMPANIED YOUTH

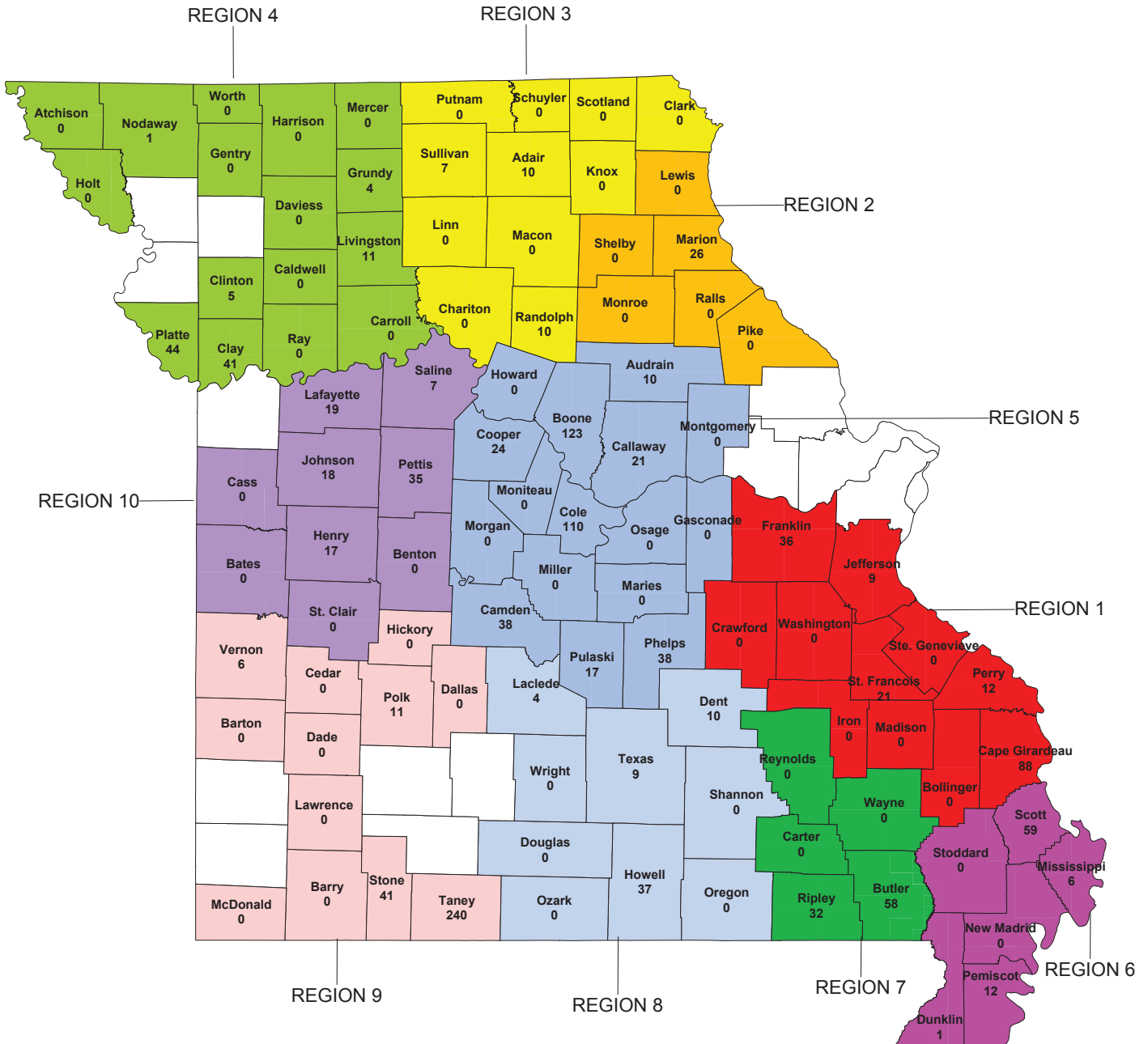
Unaccompanied Youth: 0%
Unknown/No Unaccompanied Youth: 100%

VETERANS

Veteran: 9%

BALANCE OF STATE SHELTERED TOTALS

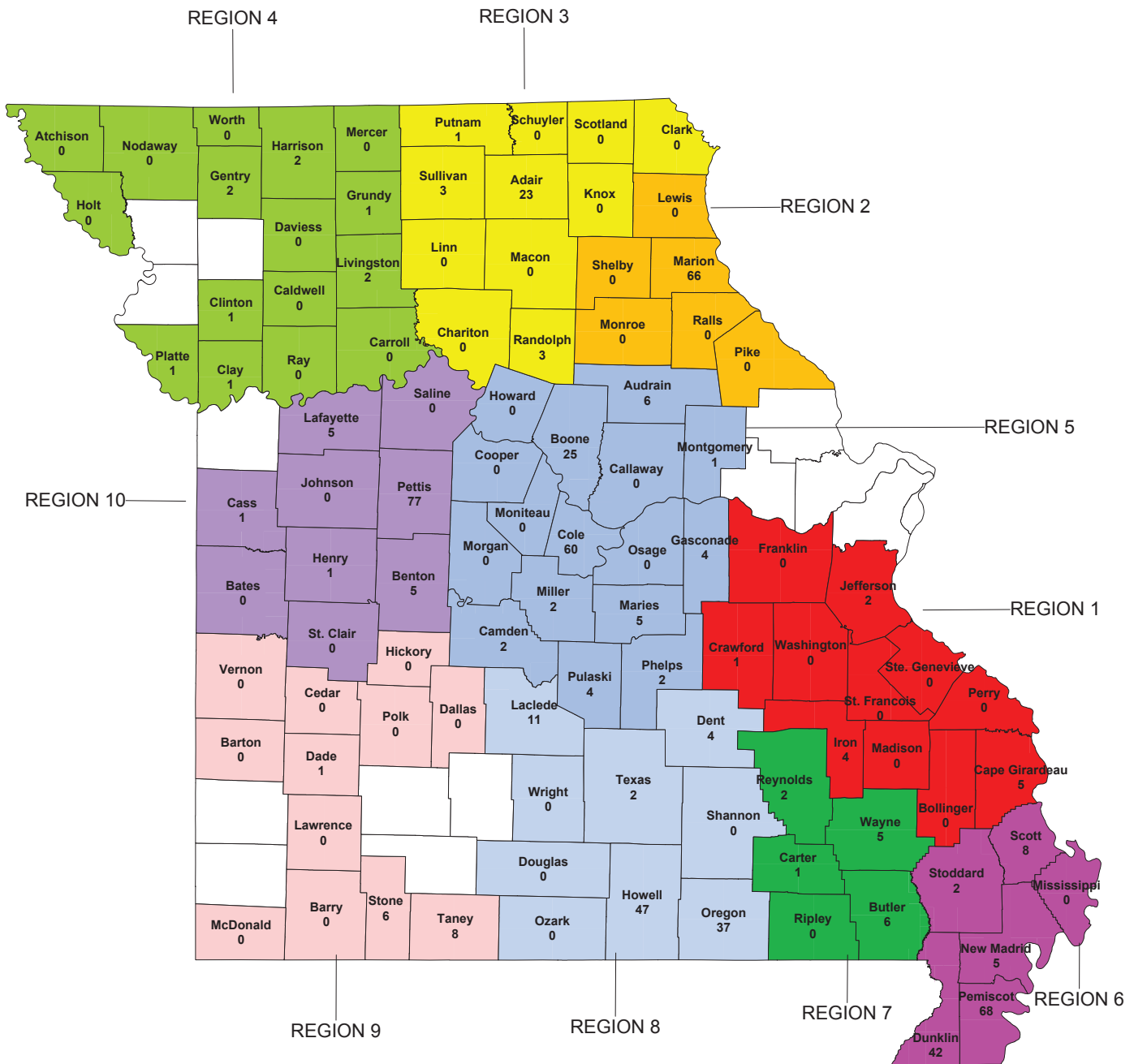
Homeless Individuals By County



TOTAL SHELTERED HOMELESS: 1,328

BALANCE OF STATE UNSHELTERED TOTALS

Homeless Individuals By County

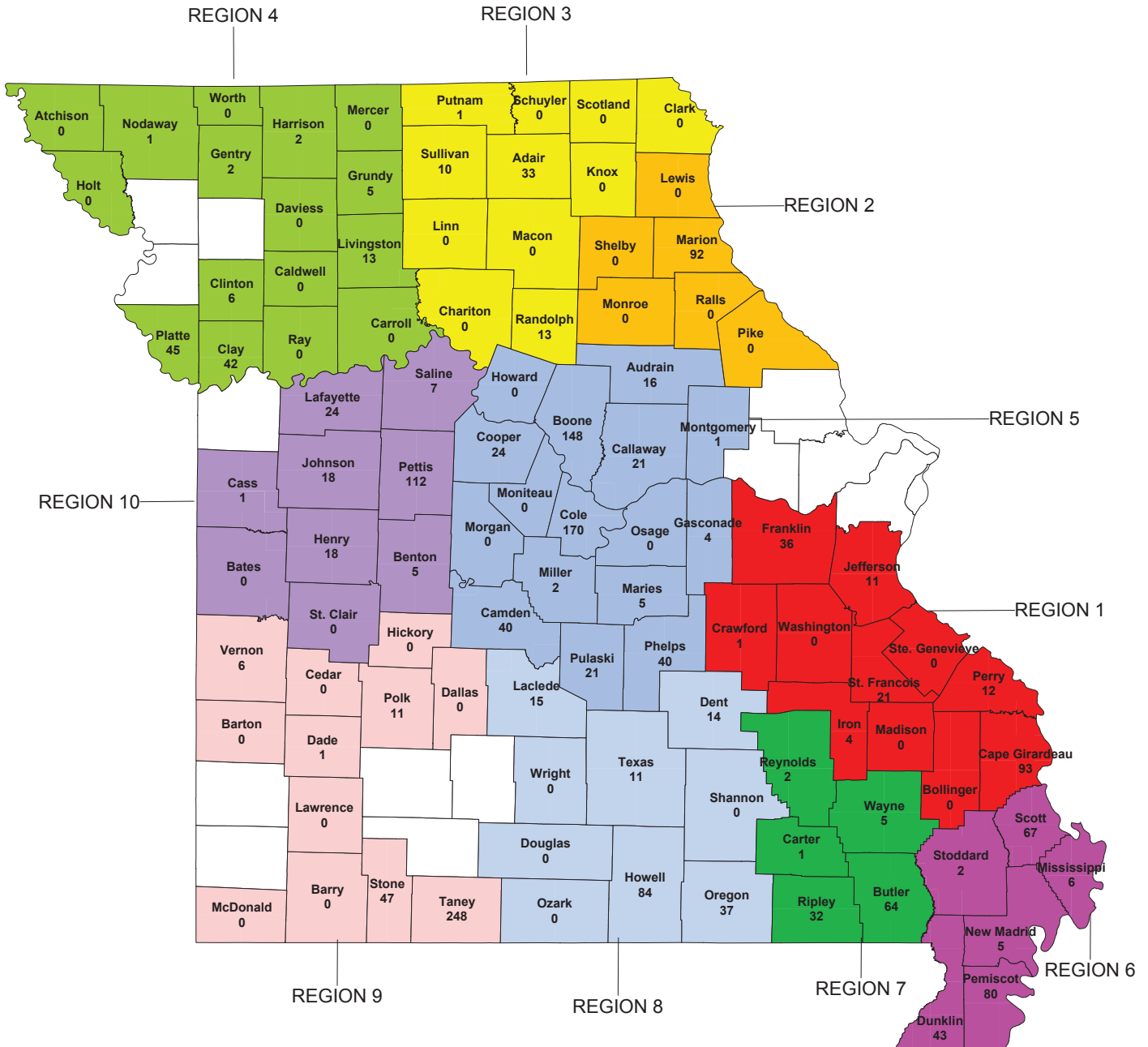


TOTAL UNSHELTERED HOMELESS: 573

BALANCE OF STATE

TOTALS

Homeless Individuals By County



TOTAL SHELTERED AND UNSHELTERED HOMELESS: 1,901