

# MISSOURI BALANCE OF STATE CONTINUUM OF CARE

## 2011 WINTER POINT-IN-TIME SHELTERED AND UNSHelterED HOMELESS COUNT



Prepared By



# TABLE OF CONTENTS

DATA INFORMATION

1

BALANCE OF STATE CONTINUUM OF CARE MAP  
AND TOTAL FIGURES

2-3

REGION ONE

4-5

REGION TWO

6-7

REGION THREE

8-9

REGION FOUR

10-11

REGION FIVE

12-13

REGION SIX

14-15

REGION SEVEN

16-17

REGION EIGHT

18-19

REGION NINE

20-21

REGION TEN

22-23

BALANCE OF STATE SHELTERED INFORMATION  
BY COUNTY

24

BALANCE OF STATE UNSHELTERED INFORMATION  
BY COUNTY

25

BALANCE OF STATE TOTAL HOMELESS INFORMATION  
BY COUNTY

26

# DATA INFORMATION

The data in this report is gathered from 101 counties in the Missouri Balance of State (BoS) Continuum of Care (CoC). Social service agencies and community volunteers in each county complete a survey for each homeless individual and family located in the CoC.

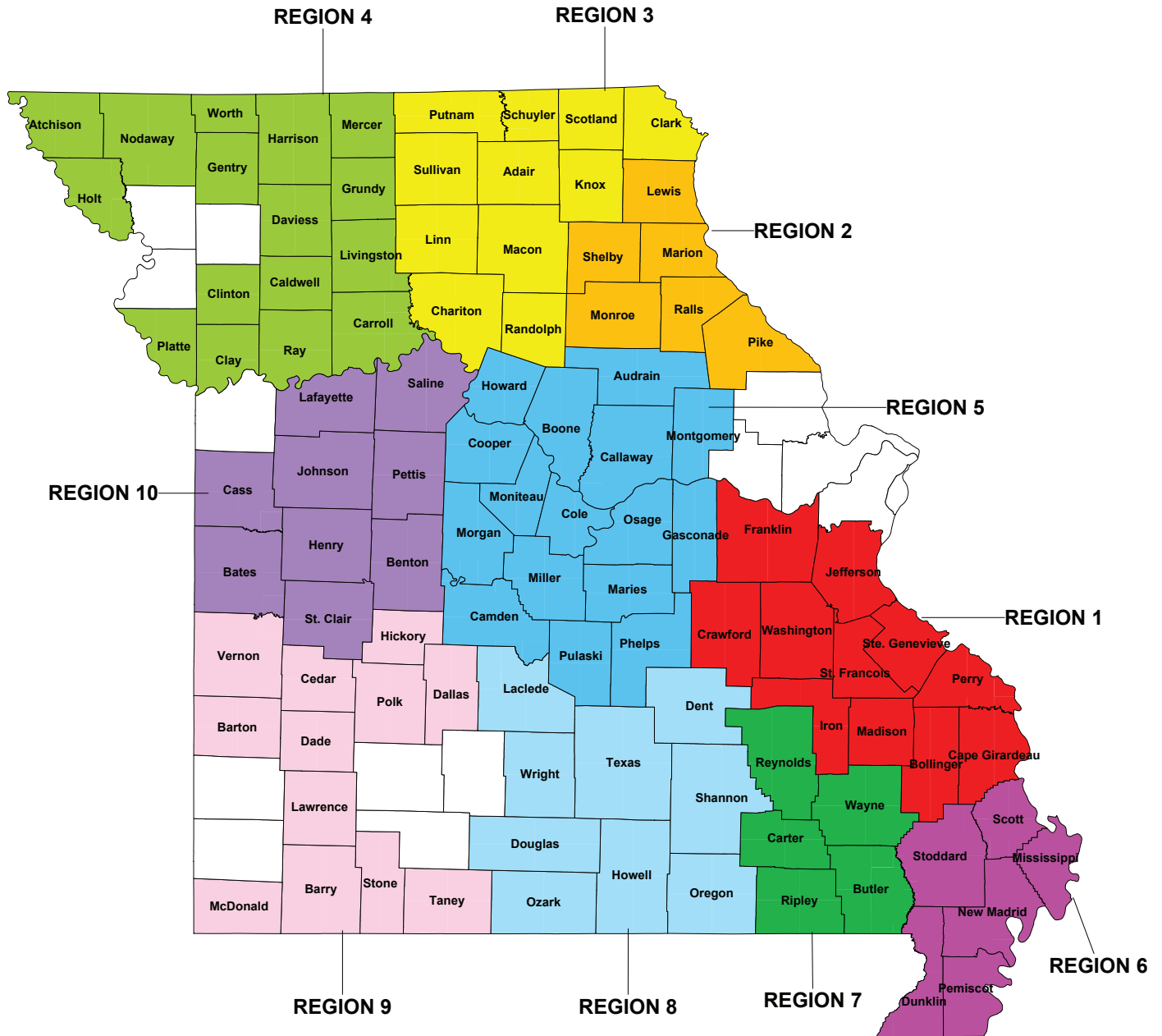
In addition, sheltered data is gathered from social service agencies and organizations providing shelter (emergency shelter, transitional housing and hotel/motel vouchers) to households within the BoS CoC. Together, the sheltered and unsheltered data make up the total number of homeless individuals and families in the BoS CoC. When tabulating data for unsheltered homeless persons, age, gender and race percentages were calculated using the total of all unsheltered persons surveyed. The veteran percentages were calculated using the total of all unsheltered adults surveyed. The disability, victims of domestic violence, chronically homeless and unaccompanied youth percentages were calculated using household information.

When tabulating data for sheltered homeless persons, age, gender and race percentages were calculated using the total of all sheltered persons. The disabled, victims of domestic violence, chronically homeless and veteran percentages were calculated using the total of all sheltered adults. The percentage of households with youth only (unaccompanied youth) was calculated using the total number of households sheltered.

The “unknown/no...” category was used to represent answers left blank or marked “no” on the survey given to unsheltered homeless individuals and families.

For more information on the Point-in-Time Count, please visit the Missouri Interagency Council on Homelessness (MICH) website at [www.mo-ich.org](http://www.mo-ich.org).

# BALANCE OF STATE CONTINUUM OF CARE REGIONS



# BALANCE OF STATE

## SHELTERED INFORMATION

### **TOTAL SHELTERED HOMELESS:**

1,480

#### **AGE**

Under 17: 29.9%

18-45: 47.9%

46-60: 20.0%

61+: 2.2%

#### **GENDER**

Female: 46.9%

Male: 51.5%

Transgender: 0.1%

Refused: 1.4%

Don't Know: 0.2%

#### **RACE**

White: 74.7%

Black: 18.4%

Two or More Races: 3.6%

American Indian/Native American: 0.1%

Asian: 0.7%

Native Hawaiian/Pacific Islander: 0.5%

Unknown: 1.4%

Refused: 0.7%

#### **DISABILITIES BY CATEGORY:**

HIV/AIDS: 0.2%

Mental Illness: 12.6%

Substance Abuse: 37.9%

Physical: 8.2%

**DOMESTIC VIOLENCE:** 25.0%

**CHRONICALLY HOMELESS:** 21.8%

**UNACCOMPANIED YOUTH:** 7.2%

**VETERANS:** 12.4%

## UNSHELTERED INFORMATION

### **TOTAL UNSHELTERED HOMELESS:**

451

#### **AGE**

Under 17: 11.0%

18-45: 38.0%

46-60: 19.0%

61+: 2.0%

Unknown: 30.0%

#### **GENDER**

Female: 36.0%

Male: 58.0%

Unknown: 6.0%

#### **RACE**

Other: 1.0%

White: 70.0%

Black: 14.0%

Unknown: 15.0%

#### **DISABILITY**

Disability: 63.0%

Unknown/No Disability: 37.0%

#### **DOMESTIC VIOLENCE**

Domestic Violence: 6.0%

Unknown/No Domestic Violence: 94.0%

#### **CHRONICALLY HOMELESS**

Chronically Homeless: 27.0%

Unknown/Not Chronically Homeless: 73.0%

**UNACCOMPANIED YOUTH:** 0.0%

#### **VETERANS**

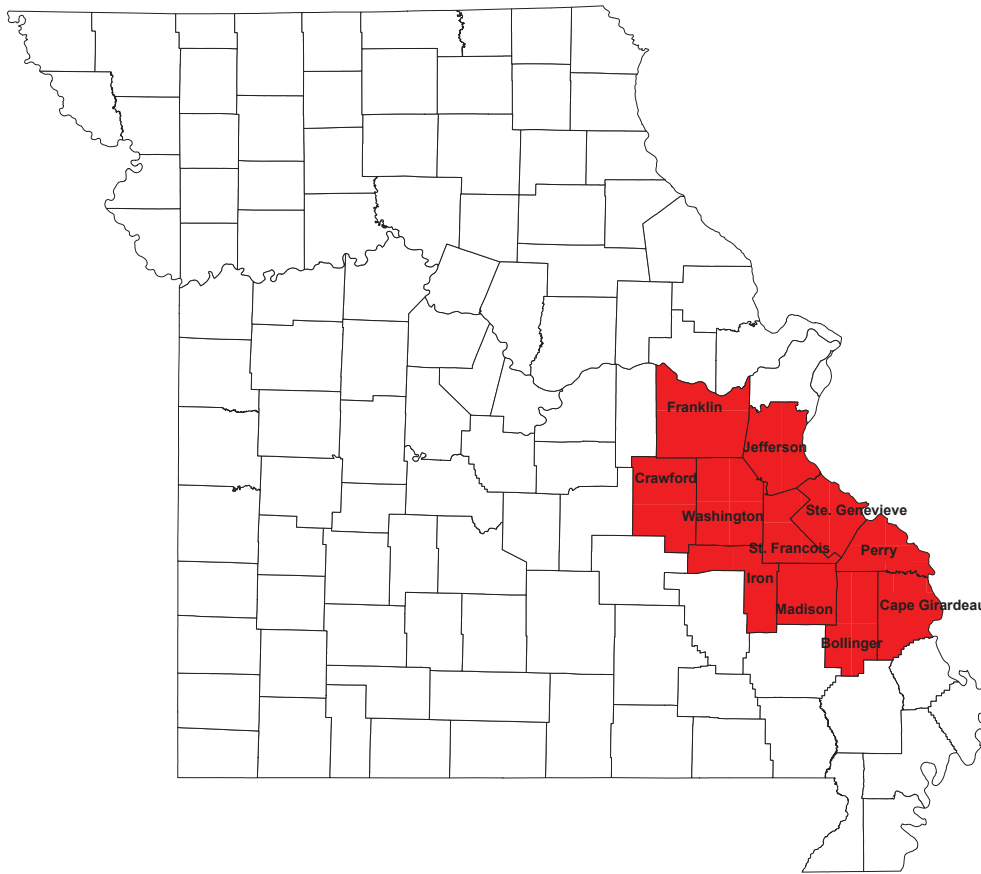
Veteran: 12.0%

Unknown/Not Veteran: 88.0%

# REGION 1

**COUNTIES:**

Franklin, Jefferson, Crawford, Washington, St. Francois, Ste. Genevieve, Perry, Iron, Madison, Bollinger and Cape Girardeau



**TOTAL HOMELESS: 231**

**TOTAL SHELTERED HOMELESS: 214**

**TOTAL UNSHELTERED HOMELESS: 17**

# REGION 1

## SHELTERED INFORMATION

### **AGE**

Under 17: 29.0%  
18-45: 59.8%  
46-60: 11.2%

### **GENDER**

Female: 43.9%  
Male: 46.7%  
Refused: 9.3%

### **RACE**

White: 78.5%  
Black: 20.6%  
Two or More Races: 0.9%

### **DISABILITIES BY CATEGORY:**

Mental Illness: 33.3%  
Substance Abuse: 30.3%  
Physical: 9.1%

### **DOMESTIC VIOLENCE:**

Domestic Violence: 45.5%

**CHRONICALLY HOMELESS: 10.6%**

**UNACCOMPANIED YOUTH: 0.0%**

**VETERANS: 6.1%**

## UNSHelterED INFORMATION

### **AGE**

18-45: 71.0%  
46-60: 18.0%  
Unknown: 11.0%

### **GENDER**

Female: 47.0%  
Male: 53.0%

### **RACE**

White: 88.0%  
Black: 12.0%

### **DISABILITY**

With Disability: 36.0%  
None/Unknown: 64.0%

### **DOMESTIC VIOLENCE**

Domestic Violence: 0.0%  
Unknown/No Domestic Violence: 100.0%

### **CHRONICALLY HOMELESS**

Chronically Homeless: 36.0%  
Unknown/Not Chronically Homeless: 64.0%

**UNACCOMPANIED YOUTH: 0.0%**

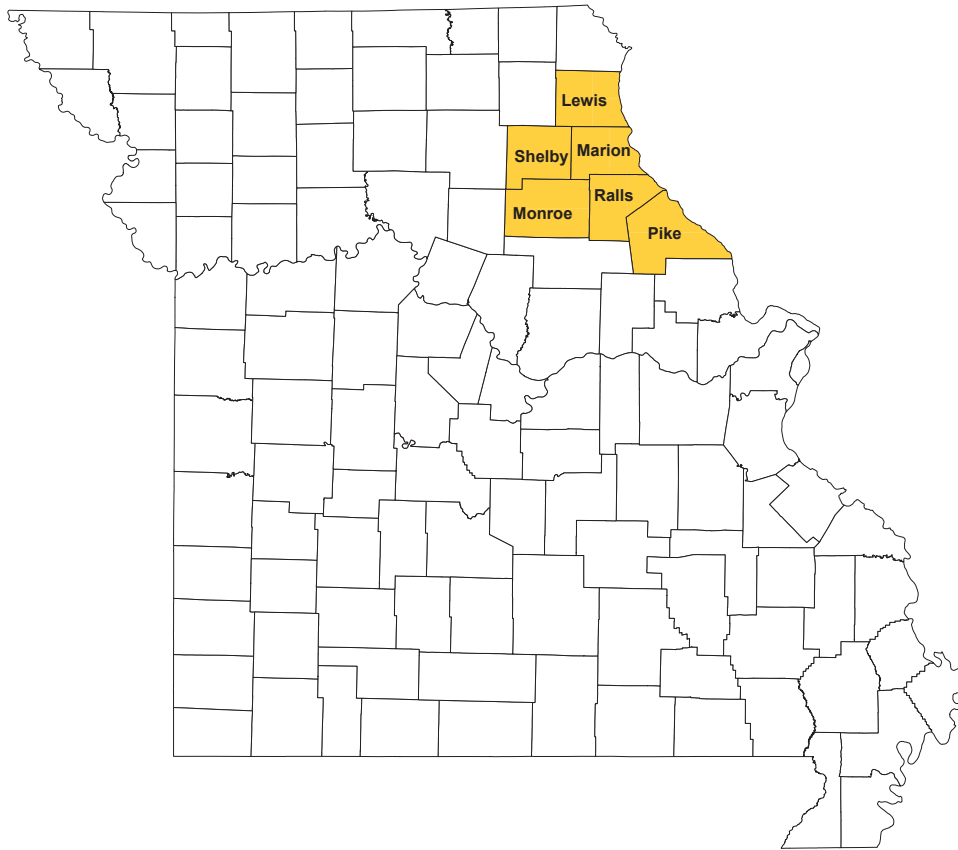
### **VETERANS**

Veteran: 7.0%  
Unknown/Not Veteran: 93.0%

# REGION 2

**COUNTIES:**

Lewis, Shelby, Marion, Monroe, Ralls and Pike



**TOTAL HOMELESS: 33**

**TOTAL SHELTERED HOMELESS: 21**

**TOTAL UNSHELTERED HOMELESS: 12**



# REGION 2

## SHELTERED INFORMATION

### **AGE**

Under 17: 33.3%  
18-45: 38.1%  
46-60: 23.8%  
61+: 4.8%

### **GENDER**

Female: 47.6%  
Male: 52.4%

### **RACE**

White: 57.1%  
Black: 42.9%

### **DISABILITIES BY CATEGORY:**

Mental Illness: 21.4%  
Substance Abuse: 7.1%  
Physical: 7.1%

**DOMESTIC VIOLENCE:** 21.4%

**CHRONICALLY HOMELESS:** 7.1%

**UNACCOMPANIED YOUTH:** 0.0%

**VETERANS:** 21.4%

## UNSHELTERED INFORMATION

### **AGE**

Under 17: 25.0%  
18-45: 42.0%  
46-60: 33.0%

### **GENDER**

Female: 50.0%  
Male: 50.0%

### **RACE**

White: 83.0%  
Black: 17.0%

### **DISABILITY**

Disability: 71.0%  
None/Unknown: 29.0%

### **DOMESTIC VIOLENCE**

Domestic Violence: 0.0%  
Unknown/No Domestic Violence: 100%

### **CHRONICALLY HOMELESS**

Chronically Homeless: 14.0%  
None/Unknown: 86.0%

**UNACCOMPANIED YOUTH:** 0.0%

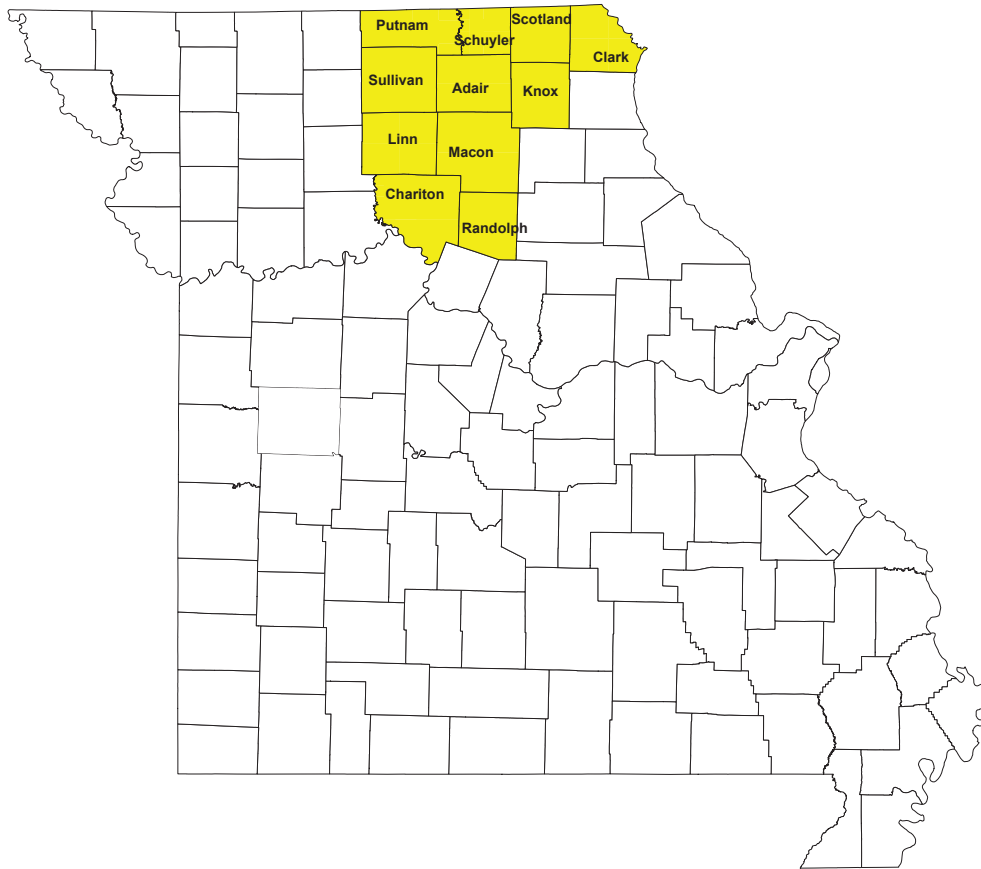
### **VETERANS**

Veterans: 0.0%  
None/Unknown: 100.0%

# REGION 3

**COUNTIES:**

Putnam, Schuyler, Scotland, Clark, Sullivan, Adair, Knox, Linn, Macon, Chariton and Randolph



**TOTAL HOMELESS: 99**

**TOTAL SHELTERED HOMELESS: 53**  
**TOTAL UNSHELTERED HOMELESS: 46**

# REGION 3

## SHELTERED INFORMATION

### **AGE**

Under 17: 50.9%  
18-45: 37.7%  
46-60: 9.4%  
61+: 2.0%

### **GENDER**

Female: 66.0%  
Male: 34.0%

### **RACE**

White: 84.9%  
Black: 1.9%  
Two or More Races: 13.2%

### **DISABILITIES BY CATEGORY:**

Mental Illness: 3.8%  
Substance Abuse: 7.7%  
Physical: 7.7%

**DOMESTIC VIOLENCE:** 23.1%  
Unknown: 0.0%

**CHRONICALLY HOMELESS:** 7.7%  
None/Unknown: 0.0%

**UNACCOMPANIED YOUTH:** 0.0%

**VETERANS:** 3.8%

## UNSHELTERED INFORMATION

### **AGE**

18-45: 11.0%  
46-60: 4.0%  
Unknown: 85.0%

### **GENDER**

Female: 43.0%  
Male: 57.0%

### **RACE**

White: 13.0%  
Black: 2.0%  
Unknown: 85.0%

### **DISABILITY**

Disability: 75.0%  
None/Unknown: 25.0%

### **DOMESTIC VIOLENCE**

Domestic Violence: 13.0%  
Unknown: 87.0%

### **CHRONICALLY HOMELESS**

Chronically Homeless: 25.0%  
None/Unknown: 75.0%

**UNACCOMPANIED YOUTH:** 0.0%

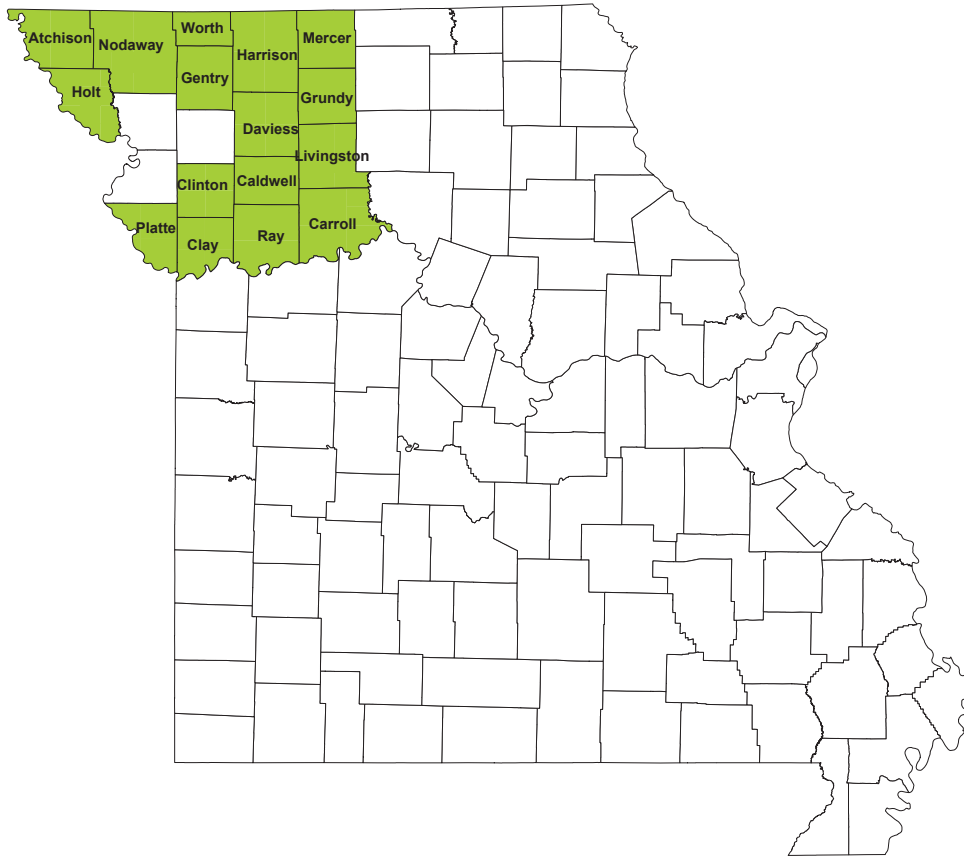
### **VETERANS**

Veteran: 0.0%  
None/Unknown: 100.0%

# REGION 4

**COUNTIES:**

Atchison, Nodaway, Worth, Harrison, Mercer, Holt, Gentry, Daviess, Grundy, Clinton, Caldwell, Livingston, Platte, Clay, Ray and Carroll



**TOTAL HOMELESS: 152**

**TOTAL SHELTERED HOMELESS: 125**

**TOTAL UNSHELTERED HOMELESS: 27**

# REGION 4

## SHELTERED INFORMATION

### **AGE**

Under 17: 52.0%  
18-45: 41.6%  
46-60: 4.8%  
61+: 1.6%

### **GENDER**

Female: 56.8%  
Male: 43.2%

### **RACE**

White: 60.0%  
Black: 28.8%  
Two or More Races: 7.2%  
Asian: 1.6%  
Native Hawaiia/Pacific Islander: 2.4%

### **DISABILITIES BY CATEGORY:**

Mental Illness: 11.7%  
Substance Abuse: 21.7%  
Physical: 6.7%

**DOMESTIC VIOLENCE:** 43.3%

**CHRONICALLY HOMELESS:** 23.3%

**UNACCOMPANIED YOUTH:** 35.4%

**VETERANS:** 3.3%

## UNSHELTERED INFORMATION

### **AGE**

Under 17: 4.0%  
18-45: 37.0%  
46-60: 52.0%  
Unknown: 7.0%

### **GENDER**

Female: 22.0%  
Male: 74.0%  
Unknown: 4.0%

### **RACE**

White: 89.0%  
Black: 7.0%  
Unknown: 4.0%

### **DISABILITY**

Disability: 65.0%  
Unknown/No Disability: 35.0%

### **DOMESTIC VIOLENCE**

Domestic Violence: 4.0%  
Unknown/No Domestic Violence: 96.0%

### **CHRONICALLY HOMELESS**

Chronically Homeless: 35.0%  
None/Unknown: 65.0%

**UNACCOMPANIED YOUTH:** 0.0%

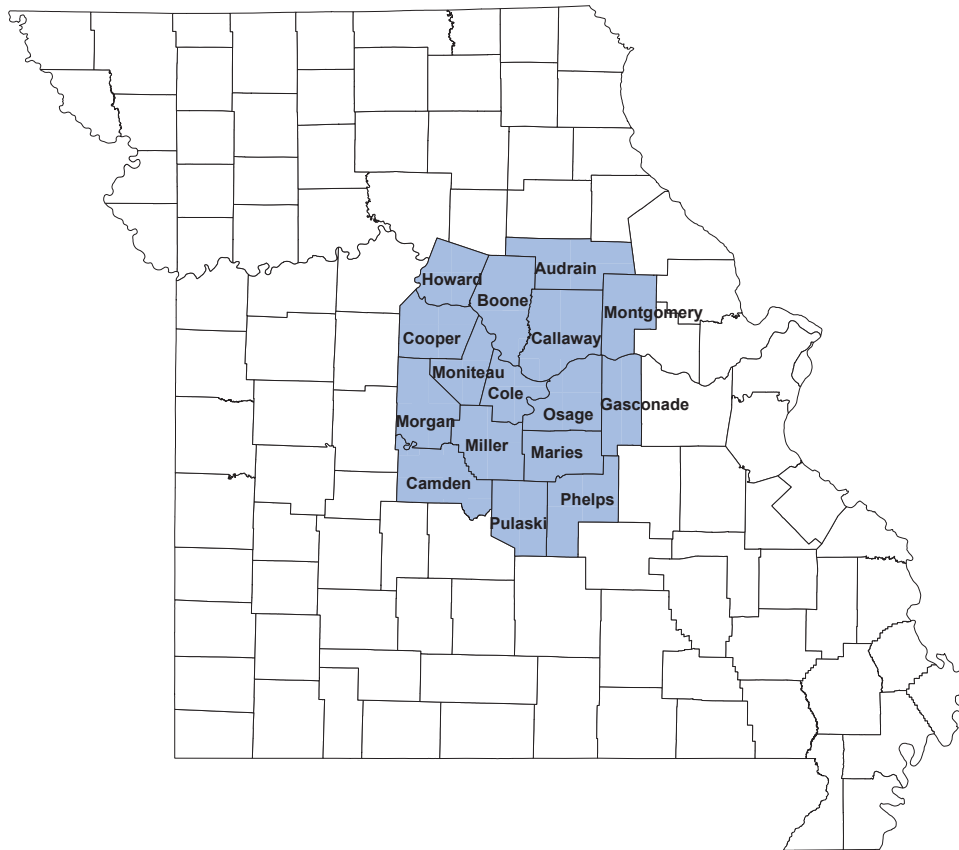
### **VETERANS:**

Veteran: 30.0%  
None/Unknown: 70.0%

# REGION 5

**COUNTIES:**

Howard, Audrain, Boone, Callaway, Montgomery, Cooper, Moniteau, Cole, Osage, Gasconade, Morgan, Miller, Maries, Camden, Pulaski and Phelps



**TOTAL HOMELESS: 416**

**TOTAL SHELTERED HOMELESS: 387**

**TOTAL UNSHELTERED HOMELESS: 29**

# REGION 5

## SHELTERED INFORMATION

### **AGE**

Under 17: 29.5%  
18-45: 38.2%  
46-60: 29.5%  
61+: 2.8%

### **GENDER**

Female: 40.6%  
Male: 59.4%

### **RACE**

White: 64.9%  
Black: 30.0%  
Two or More Races: 4.5%  
American Indian/Native American: 0.3%  
Asian: 0.3%

### **DISABILITIES BY CATEGORY:**

HIV/AIDS: 0.7%  
Mental Illness: 17.6%  
Substance Abuse: 26.4%  
Physical: 12.5%

**DOMESTIC VIOLENCE:** 19.4%

**CHRONICALLY HOMELESS:** 35.2%

**UNACCOMPANIED YOUTH:** 7.0%

**VETERANS:** 17.9%

## UNSHELTERED INFORMATION

### **AGE**

18-45: 17.0%  
46-60: 31.0%  
Unknown: 52%

### **GENDER**

Female: 7.0%  
Male: 76.0%  
Unknown: 17.0%

### **RACE**

White: 55.0%  
Black: 28.0%  
Unknown: 17%

### **DISABILITY**

Disability: 52.0%  
None/Unknown: 48.0%

### **DOMESTIC VIOLENCE**

Domestic Violence: 4.0%  
Unknown: 96.0%

### **CHRONICALLY HOMELESS**

Chronically Homeless: 41.0%  
Unknown/Not Chronically Homeless: 59.0%

**UNACCOMPANIED YOUTH:** 0.0%

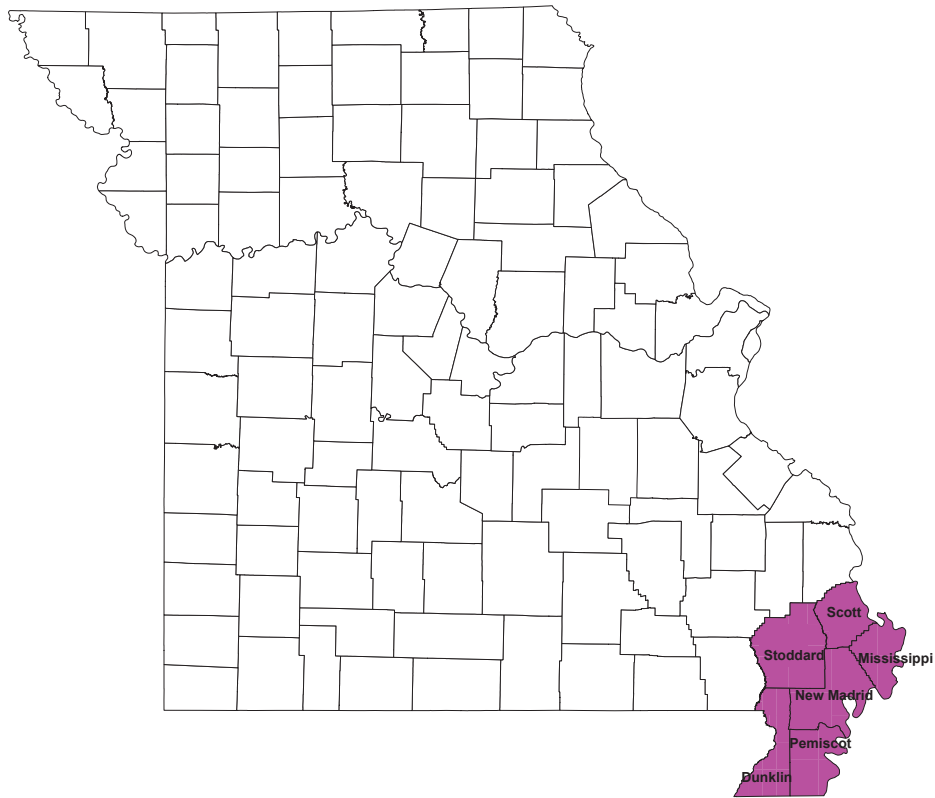
### **VETERANS**

Veteran: 7.0%  
None/Unknown: 93.0%

# REGION 6

**COUNTIES:**

Scott, Stoddard, Mississippi, New Madrid, Dunklin and Pemiscot



**TOTAL HOMELESS: 151**

**TOTAL SHELTERED HOMELESS: 92**

**TOTAL UNSHELTERED HOMELESS: 59**



# REGION 6

## SHELTERED INFORMATION

### **AGE**

Under 17: 32.6%  
18-45: 51.1%  
46-60: 15.2%  
61+: 1.1%

### **GENDER**

Female: 47.8%  
Male: 48.9%  
Unknown: 3.3%

### **RACE**

White: 53.3%  
Black: 13.0%  
Two or More Races: 1.1%  
Unknown: 21.7%  
Refused: 10.9%

### **DISABILITIES BY CATEGORY:**

Mental Illness: 11.8%  
Substance Abuse: 82.4%  
Physical: 17.6%

**DOMESTIC VIOLENCE: 76.5%**

### **CHRONICALLY HOMELESS**

Chronically Homeless: 47.1%

**UNACCOMPANIED YOUTH: 0.0%**

**VETERANS: 17.6%**

## UNSHELTERED INFORMATION

### **AGE**

Under 17: 12.0%  
18-45: 51.0%  
46-60: 17.0%  
61+: 2%  
Unknown: 18.0%

### **GENDER**

Female: 56.0%  
Male: 41.0%  
Unknown: 3.0%

### **RACE**

White: 41.0%  
Black: 56.0%  
Unknown: 3.0%

### **DISABILITY**

Disability: 67.0%  
None/Unknown: 33.0%

### **DOMESTIC VIOLENCE**

Domestic Violence: 9.0%  
Unknown/No Domestic Violence: 91.0%

### **CHRONICALLY HOMELESS**

Chronically Homeless: 7.0%  
None/Unknown: 93.0%

**UNACCOMPANIED YOUTH: 0.0%**

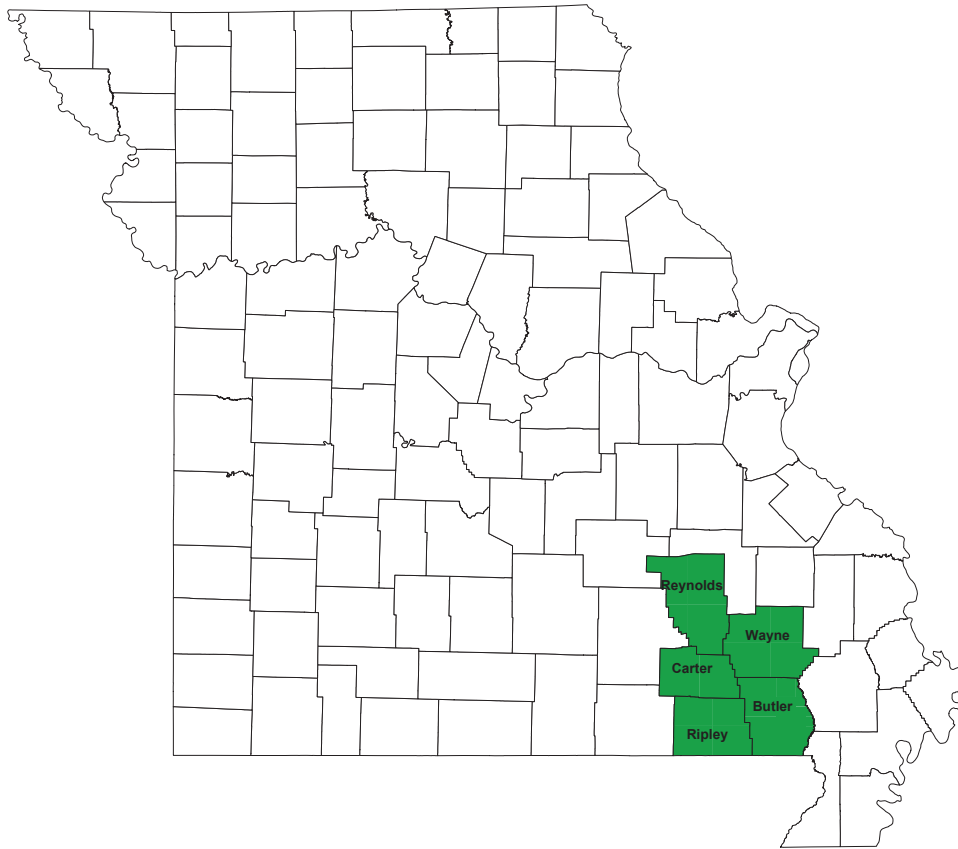
### **VETERANS**

Veteran: 2.0%  
None/Unknown: 98.0%

# REGION 7

**COUNTIES:**

Reynolds, Wayne, Carter, Ripley and Butler



**TOTAL HOMELESS: 144**

**TOTAL SHELTERED HOMELESS: 117**

**TOTAL UNSHELTERED HOMELESS: 27**

# REGION 7

## SHELTERED INFORMATION

### **AGE**

Under 17: 13.7%  
18-45: 35.9%  
46-60: 42.7%  
61+: 7.7%

### **GENDER**

Female: 28.2%  
Male: 71.8%

### **RACE**

White: 76.1%  
Black: 23.9%

### **DISABILITIES BY CATEGORY:**

Mental Illness: 26.7%  
Substance Abuse: 55.4%  
Physical: 9.9%

**DOMESTIC VIOLENCE:** 16.8%

**CHRONICALLY HOMELESS:** 39.6%

**UNACCOMPANIED YOUTH:** 0.0%

**VETERANS:** 53.5%

## UNSHelterED INFORMATION

### **AGE**

Under 17: 11.0%  
18-45: 37.0%  
46-60: 15.0%  
61+: 7.0%  
Unknown: 30.0%

### **GENDER**

Female: 26.0%  
Male: 56.0%  
Unknown: 18.0%

### **RACE**

White: 85.0%  
Black: 4.0%  
Unknown: 11.0%

### **DISABILITY**

Disability: 53.0%  
None/Unknown: 47.0%

### **DOMESTIC VIOLENCE**

Domestic Violence: 6.0%  
None/Unknown: 94.0%

### **CHRONICALLY HOMELESS**

Chronically Homeless: 12.0%  
None/Unknown: 88.0%

**UNACCOMPANIED YOUTH:** 0.0%

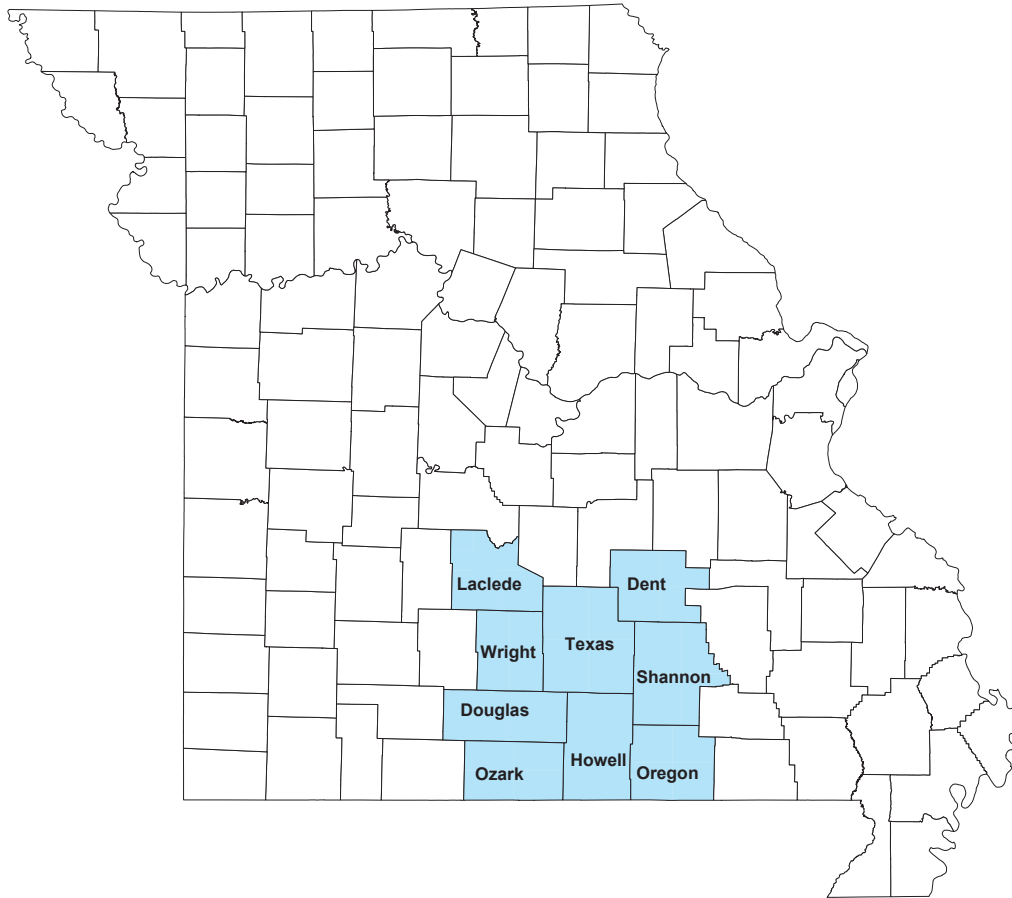
### **VETERANS**

Veteran: 12.0%  
None/Unknown: 88.0%

# REGION 8

**COUNTIES:**

Laclede, Dent, Wright, Texas, Shannon, Douglas, Ozark, Howell and Oregon



**TOTAL HOMELESS: 132**

**TOTAL SHELTERED HOMELESS: 69**

**TOTAL UNSHELTERED HOMELESS: 63**

# REGION 8

## SHELTERED INFORMATION

### **AGE**

Under 17: 34.8%  
18-45: 47.8%  
46-60: 17.4%

### **GENDER**

Female: 66.7%  
Male: 33.3%

### **RACE**

White: 95.7%  
Black: 1.4%  
Two or More Races: 2.9%

### **DISABILITIES BY CATEGORY:**

Mental Illness: 4.4%  
Substance Abuse: 20.0%  
Physical: 15.6%

**DOMESTIC VIOLENCE:** 44.4%

**CHRONICALLY HOMELESS:** 35.6%

**UNACCOMPANIED YOUTH:** 0.0%

**VETERANS:** 6.7%

## UNSHELTERED INFORMATION

### **AGE**

Under 17: 16.0%  
18-45: 49.0%  
46-60: 11.0%  
Unknown: 24.0%

### **GENDER**

Female: 35.0%  
Male: 57.0%  
Unknown: 8.0%

### **RACE**

Other: 3.0%  
White: 91.0%  
Two or More Races: 2.0%  
American Indian/Native American: 2.0%  
Unknown: 2.0%

### **DISABILITY**

Disability: 63.0%  
None/Unknown: 37.0%

### **DOMESTIC VIOLENCE**

Domestic Violence: 8.0%  
Unknown/No Domestic Violence: 92.0%

### **CHRONICALLY HOMELESS**

Chronically Homeless: 29.0%  
None/Unknown: 71.0%

**UNACCOMPANIED YOUTH:** 0.0%

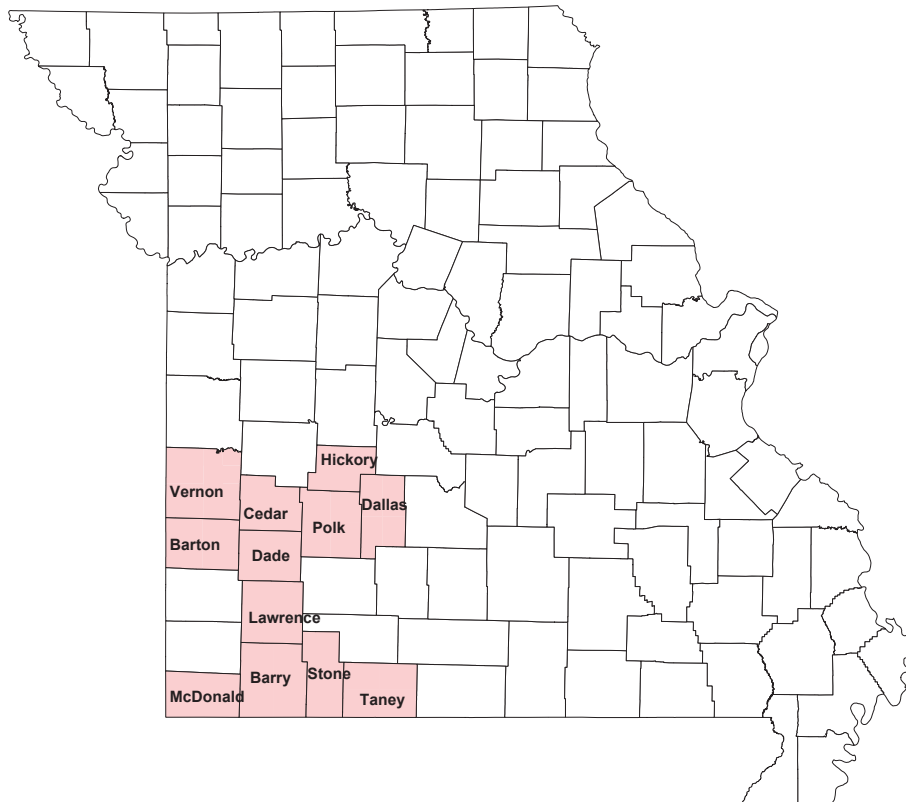
### **VETERANS**

Veteran: 13.0%  
None/Unknown: 87.0%

# REGION 9

**COUNTIES:**

Vernon, Hickory, Barton, Cedar, Dade, Polk, Dallas, Lawrence, McDonald, Barry, Stone and Taney



**TOTAL HOMELESS: 367**

**TOTAL SHELTERED HOMELESS: 309**

**TOTAL UNSHELTERED HOMELESS: 58**

# REGION 9

## SHELTERED INFORMATION

### **AGE**

Under 17: 18.1%  
18-45: 62.8%  
46-60: 17.5%  
61+: 1.6%

### **GENDER**

Female: 45.6%  
Male: 54.0%  
Transgendered: 0.4%

### **RACE**

White: 91.6%  
Black: 2.6%  
Two or More Races: 2.6%  
American Indian/Native American: 1.9%  
Asian: 0.3%  
Native Hawaiian/Pacific Islander: 1.0%

### **DISABILITIES BY CATEGORY:**

Mental Illness: 4.3%  
Substance Abuse: 73.9%  
Physical: 5.5%

**DOMESTIC VIOLENCE:** 21.3%

**CHRONICALLY HOMELESS:** 59.7%

**UNACCOMPANIED YOUTH:** 0.0%

**VETERANS:** 5.5%

## UNSHELTERED INFORMATION

### **AGE**

Under 17: 12.0%  
18-45: 34.0%  
46-60: 26.0%  
61+: 2.0%  
Unknown: 26.0%

### **GENDER**

Female: 24.0%  
Male: 60.0%  
Unknown: 16.0%

### **RACE**

White: 76.0%  
Black: 3.0%  
Unknown: 21.0 %

### **DISABILITY**

Disability: 48.0%  
None/Unknown: 29.0%

### **DOMESTIC VIOLENCE**

Domestic Violence: 4.0%  
None/Unknown: 96.0%

### **CHRONICALLY HOMELESS**

Chronically Homeless: 44.0%  
None/Unknown: 56.0%

**UNACCOMPANIED YOUTH:** 0.0%

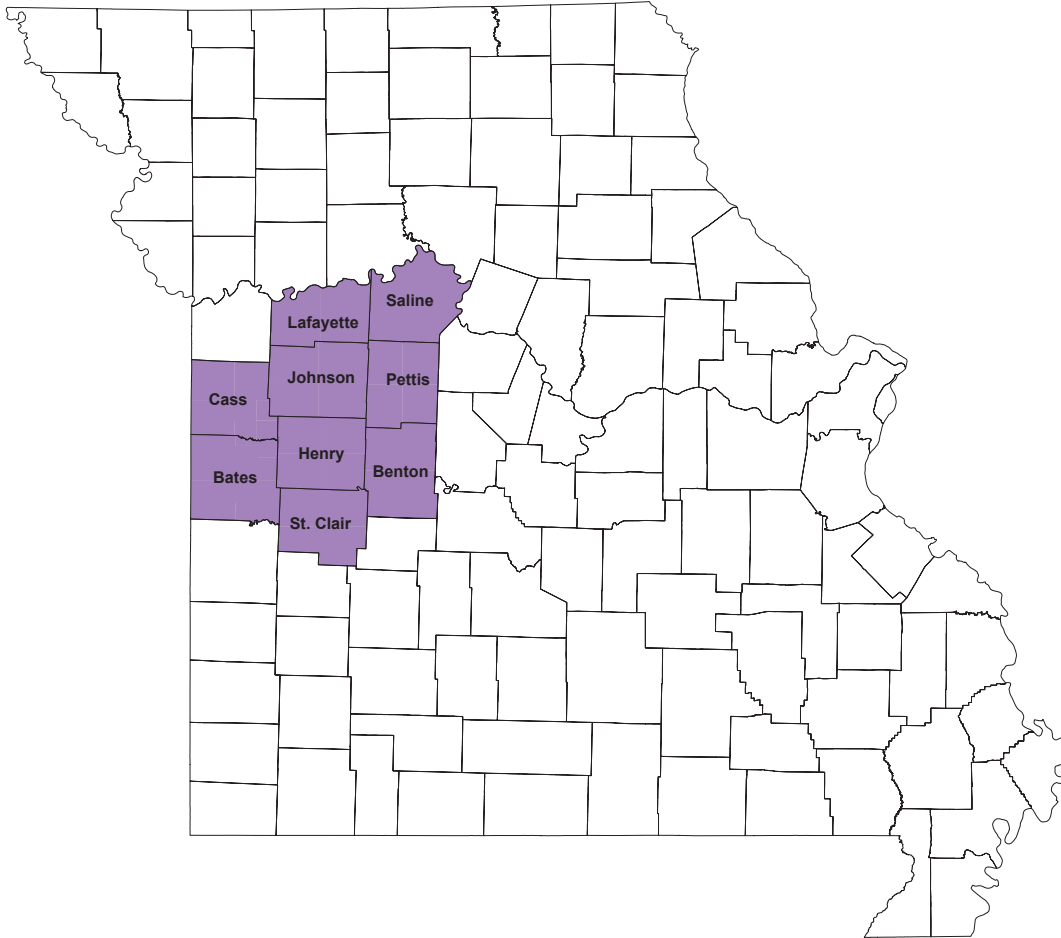
### **VETERANS**

Veteran: 9.0%  
None/Unknown: 91.0%

# REGION 10

**COUNTIES:**

Lafayette, Saline, Cass, Johnson, Pettis, Bates, Henry, Benton and St. Clair



**TOTAL HOMELESS: 206**

**TOTAL SHELTERED HOMELESS: 93**

**TOTAL UNSHELTERED HOMELESS: 113**



# REGION 10

## SHELTERED INFORMATION

### **AGE**

Under 17: 45.1%  
18-45: 39.8%  
46-60: 12.9%  
61+: 2.2%

### **GENDER**

Female: 61.3%  
Male: 38.7%

### **RACE**

White: 72.0%  
Black: 19.3%  
Two or More Races: 6.5%  
Asian: 1.1%  
Native Hawaiian/Pacific Islander: 1.1%

### **DISABILITIES BY CATEGORY:**

Mental Illness: 15.7%  
Substance Abuse: 11.8%  
Physical: 7.8%

**DOMESTIC VIOLENCE:** 60.8%

**CHRONICALLY HOMELESS:** 19.6%

**UNACCOMPANIED YOUTH:** 2.4%

**VETERANS:** 2.0%

## UNSHELTERED INFORMATION

### **AGE**

Under 17: 18.0%  
18-45: 37.0%  
46-60: 15.0%  
61+: 4.0%  
Unknown: 26.0%

### **GENDER**

Female: 38.0%  
Male: 62.0%

### **RACE**

White: 85.0%  
Black: 10.0%  
Two or More Races: 1.0%  
American Indian/Native American: 1.0%  
Unknown: 3.0%

### **DISABILITY**

Disability: 70.0%  
None/Unknown: 30.0%

### **DOMESTIC VIOLENCE**

Domestic Violence: 8.0%  
Unknown: 92%

### **CHRONICALLY HOMELESS**

Chronically Homeless: 22.0%  
None/Unknown: 78.0%

**UNACCOMPANIED YOUTH:** 0.0%

### **VETERANS**

Veteran: 17.0%  
None/Unknown: 83.0%



# BALANCE OF STATE UNSHELTERED TOTALS

## Homeless Individuals By County

