

# MISSOURI BALANCE OF STATE CONTINUUM OF CARE

## 2012 WINTER POINT-IN-TIME SHELTERED AND UNSHelterED HOMELESS COUNT



Prepared By



# TABLE OF CONTENTS

DATA INFORMATION

1

BALANCE OF STATE CONTINUUM OF CARE MAP  
AND TOTAL FIGURES

2-3

REGION ONE

4-5

REGION TWO

6-7

REGION THREE

8-9

REGION FOUR

10-11

REGION FIVE

12-13

REGION SIX

14-15

REGION SEVEN

16-17

REGION EIGHT

18-19

REGION NINE

20-21

REGION TEN

22-23

BALANCE OF STATE SHELTERED INFORMATION  
BY COUNTY

24

BALANCE OF STATE UNSHELTERED INFORMATION  
BY COUNTY

25

BALANCE OF STATE TOTAL HOMELESS INFORMATION  
BY COUNTY

26

BALANCE OF STATE DOUBLED UP TOTALS  
BY COUNTY

27

JANUARY 2012

# DATA INFORMATION

The data in this report is gathered from 101 counties in the Missouri Balance of State (BoS) Continuum of Care (CoC). Social service agencies and community volunteers in each county complete a survey for each unsheltered homeless individual and family located in the CoC. Unsheltered homeless is defined by the U.S. Department of Housing and Urban Development (HUD) as “An individual or family who lacks a fixed, regular, and adequate nighttime residence, meaning: Sleeping in a place not designed for or ordinarily used as a regular sleeping accommodation, including a car, park, abandoned building, bus or train station, airport camping ground or other place not meant for human habitation”.

In addition, sheltered data is gathered from social service agencies and organizations providing shelter (emergency shelter, safe haven, transitional housing and hotel/motel vouchers paid for by charitable organizations) to households within the BoS CoC. Together, the sheltered and unsheltered data make up the total number of homeless individuals and families in the BoS CoC.

When tabulating data for unsheltered homeless persons, age, gender and race percentages were calculated using the total of all unsheltered persons surveyed. The Veteran percentages were calculated using the total of all unsheltered adults surveyed. The disability, victims of domestic violence, chronically homeless and unaccompanied youth percentages were calculated using household information.

When tabulating data for sheltered homeless persons, age, gender and race percentages were calculated using the total of all sheltered persons. The disability, victims of domestic violence, chronically homeless and Veteran percentages were calculated using the total of all sheltered adults. The percentage of households with youth only (unaccompanied youth) was calculated using the total number of households sheltered.

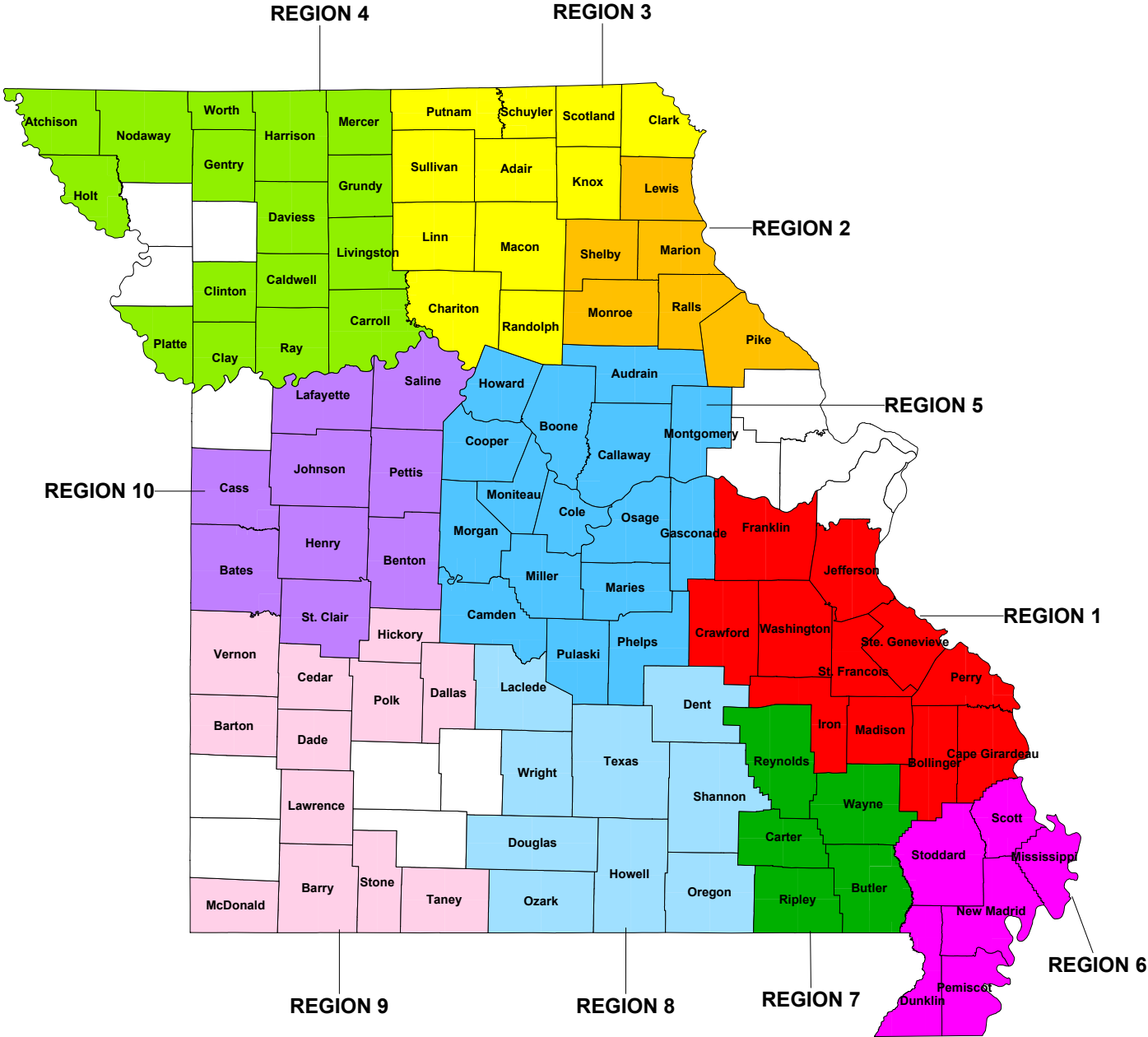
The “unknown/no...” category was used to represent information unknown at time of entry into a shelter program or answers left blank or marked “no” on the survey administered to unsheltered homeless individuals and families .

Individuals surveyed may be represented in more than one disability category. Individuals may have more than one disability documented; therefore, the totals in the disability sections of the unsheltered or sheltered responses may not equal 100%.

For more information on the Point-in-Time Count, please visit the Governor’s Committee to End Homelessness (GCEH) website at [www.mo-ich.org](http://www.mo-ich.org).

This report was revised in July 2013 to correct an error in the original report. In total 15 individuals from Cedar County were removed from the sheltered numbers.

# BALANCE OF STATE CONTINUUM OF CARE REGIONS



# BALANCE OF STATE

## SHELTERED INFORMATION

### TOTAL SHELTERED HOMELESS:

1,454

#### AGE

17 and under: 28.0%

18-45: 50.6%

45-60: 19.7%

61+: 1.7%

Unknown: 0%

#### GENDER

Female: 47.9%

Male: 52.1%

Transgendered: 0%

#### RACE

Other: 0.7%

White: 77.0%

Black or African American: 18.0%

Two or more races: 3.5%

American Indian or Alaskan Native: 0.5%

Asian: 0.3%

Native Hawaiian or Other Pacific Islander: 0%

Unknown: 0%

#### DISABILITIES BY CATEGORY

HIV/AIDS: 0.1%

Mental Illness: 9.8%

Substance Abuse: 41.8%

Physical: 7.1%

#### DOMESTIC VIOLENCE

Domestic Violence: 23.4%

Unknown: 76.6%

#### CHRONIC ADULTS

Chronic: 13.4%

None/Unknown: 86.6%

#### UNACCOMPANIED YOUTH

Unaccompanied Youth: 2.9%

None/Unknown: 97.1%

#### VETERANS

Veteran: 15.5%

None/Unknown: 84.5%

## UNSHelterED INFORMATION

### TOTAL UNSHELTERED HOMELESS:

645

#### AGE

17 and under: 21%

18-45: 32%

45-60: 13%

61+: 3%

Unknown: 31%

#### GENDER

Female: 35%

Male: 50%

Unknown: 15%

#### RACE

Other: 1%

White: 78%

Black or African American: 11%

Two or more races: 2%

American Indian or Alaskan Native: 1%

Asian: 1%

Native Hawaiian or Other Pacific Islander: 1%

Unknown: 5%

#### DISABILITIES BY CATEGORY

HIV/AIDS: 1%

Mental Illness: 19%

Substance Abuse: 22%

Physical: 12%

None/Unknown: 55%

#### DOMESTIC VIOLENCE

Domestic Violence: 9%

Unknown: 91%

#### CHRONICALLY HOMELESS

Chronic: 16%

None/Unknown: 84%

#### UNACCOMPANIED YOUTH

Unaccompanied Youth: 0.03%

None/Unknown: 0.97%

#### VETERANS

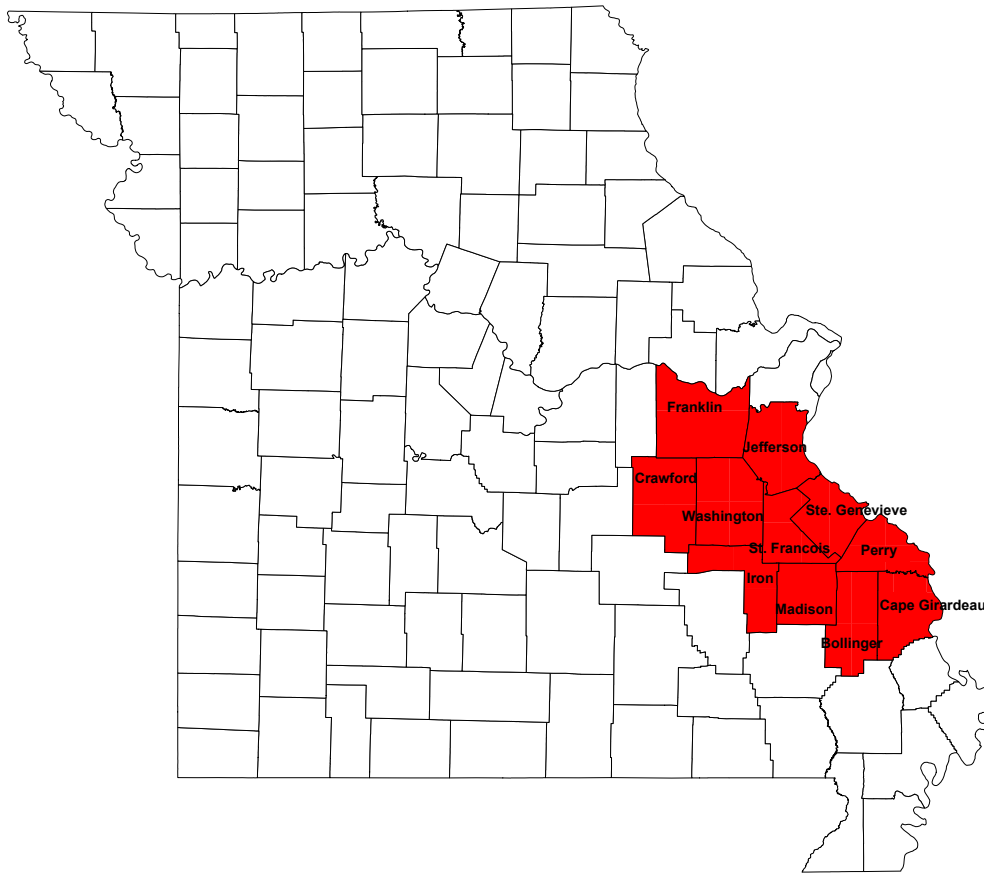
Veteran: 8%

None/Unknown: 92%

# REGION 1

**COUNTIES:**

Franklin, Jefferson, Crawford, Washington, St. Francois, Ste. Genevieve, Perry, Iron, Madison, Bollinger and Cape Girardeau



**TOTAL HOMELESS: 211**

**TOTAL SHELTERED HOMELESS: 202**

**TOTAL UNSHELTERED HOMELESS: 9**

# REGION 1

## SHELTERED INFORMATION

### **AGE**

17 and under: 25.7%  
18-45: 54.5%  
46-60: 18.3%  
61+: 1.5%  
Unknown: 0%

### **GENDER**

Female: 54.5%  
Male: 45.5%  
Transgenerated: 0%

### **RACE**

Other: 0%  
White: 63.4%  
Black or African American: 32.1%  
Two or more races: 2.5%  
American Indian or Alaskan Native: 1.5%  
Asian: 0.5%  
Native Hawaiian or Other Pacific Islander: 0%  
Unknown: 0%

### **DISABILITIES BY CATEGORY**

HIV/AIDS: 0.7%  
Mental Illness: 4.7%  
Substance Abuse: 38.0%  
Physical: 4.7%

### **DOMESTIC VIOLENCE**

Domestic Violence: 15.3%  
Unknown: 84.7%

### **CHRONICALLY HOMELESS**

Chronic: 9.9%  
None/Unknown: 90.1%

### **UNACCOMPANIED YOUTH**

Unaccompanied Youth: 0%  
None/Unknown: 100%

### **VETERANS**

Veteran: 10%  
None/Unknown: 90%

## UNSHelterED INFORMATION

### **AGE**

17 and under: 33%  
18-45: 11%  
46-60: 45%  
61+: 0%  
Unknown: 11%

### **GENDER**

Female: 33%  
Male: 56%  
Unknown: 11%

### **RACE**

Other: 0%  
White: 89%  
Black or African American: 0%  
Two or more races: 11%  
American Indian or Alaskan Native: 0%  
Asian: 0%  
Native Hawaiian or Other Pacific Islander: 0%  
Unknown: 0%

### **DISABILITIES BY CATEGORY**

HIV/AIDS: 0%  
Mental Illness: 67%  
Substance Abuse: 17%  
Physical: 17%  
None/Unknown: 33%

### **DOMESTIC VIOLENCE**

Domestic Violence: 0%  
Unknown: 100%

### **CHRONICALLY HOMELESS**

Chronic: 50%  
None/Unknown: 50%

### **UNACCOMPANIED YOUTH**

Unaccompanied Youth: 0%  
None/Unknown: 100%

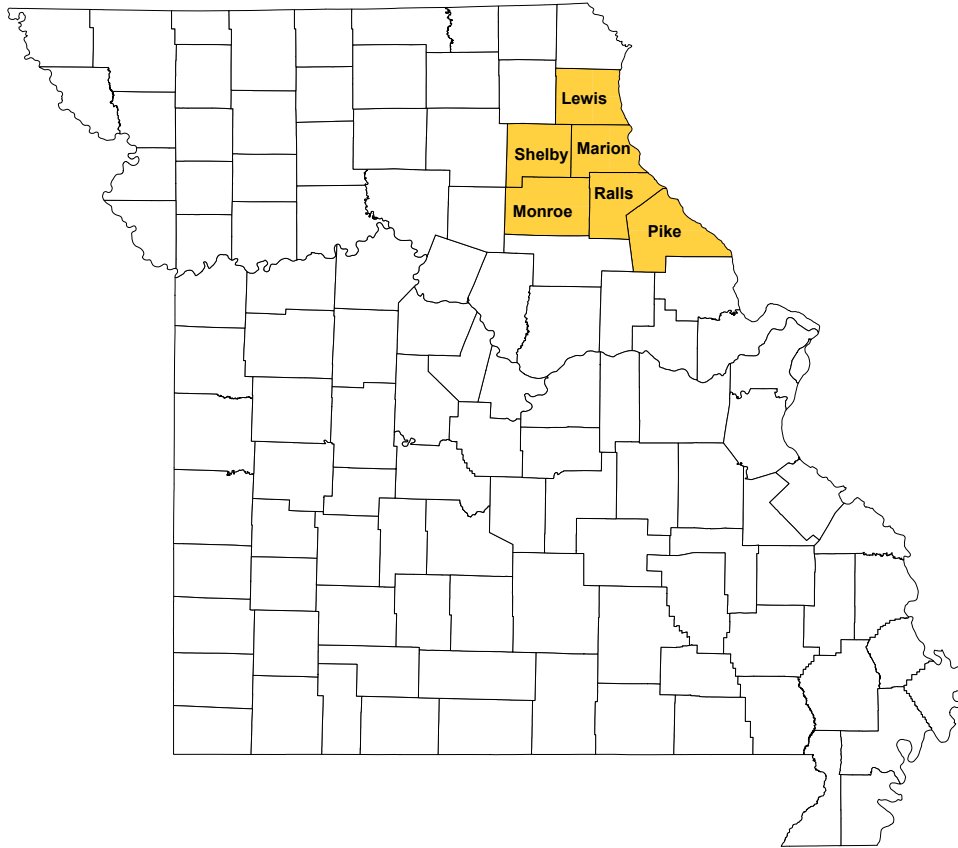
### **VETERANS**

Veteran: 17%  
None/Unknown: 83%

# REGION 2

**COUNTIES:**

Lewis, Shelby, Marion, Monroe, Ralls and Pike



**TOTAL HOMELESS: 14**

**TOTAL SHELTERED HOMELESS: 3**

**TOTAL UNSHELTERED HOMELESS: 11**



# REGION 2

## SHELTERED INFORMATION

### **AGE**

17 and under: 0%  
18-45: 100%  
46-60: 0%  
61+: 0%  
Unknown: 0%

### **GENDER**

Female: 66.7%  
Male: 33.3%  
Transgenerated: 0%

### **RACE**

Other: 0%  
White: 33.3%  
Black or African American: 66.7%  
Two or more races: 0%  
American Indian or Alaskan Native: 0%  
Asian: 0%  
Native Hawaiian or Other Pacific Islander: 0%  
Unknown: 0%

### **DISABILITIES BY CATEGORY**

HIV/AIDS: 0%  
Mental Illness: 33.3%  
Substance Abuse: 33.3%  
Physical: 0%

### **DOMESTIC VIOLENCE**

Domestic Violence: 66.7%  
Unknown: 33.3%

### **CHRONICALLY HOMELESS**

Chronic: 0%  
None/Unknown: 100%

### **UNACCOMPANIED YOUTH**

Unaccompanied Youth: 0%  
None/Unknown: 100%

### **VETERANS**

Veteran: 0%  
None/Unknown: 100%

## UNSHelterED INFORMATION

### **AGE**

17 and under: 9%  
18-45: 18%  
46-60: 45%  
61+: 0%  
Unknown: 28%

### **GENDER**

Female: 45%  
Male: 55%  
Unknown: 0%

### **RACE**

Other: 0%  
White: 100%  
Black or African American: 0%  
Two or more races: 0%  
American Indian or Alaskan Native: 0%  
Asian: 0%  
Native Hawaiian or Other Pacific Islander: 0%  
Unknown: 0%

### **DISABILITIES BY CATEGORY**

HIV/AIDS: 11%  
Mental Illness: 11%  
Substance Abuse: 22%  
Physical: 11%  
None/Unknown: 56%

### **DOMESTIC VIOLENCE**

Domestic Violence: 11%  
Unknown: 89%

### **CHRONICALLY HOMELESS**

Chronic: 22%  
None/Unknown: 78%

### **UNACCOMPANIED YOUTH**

Unaccompanied Youth: 0%  
None/Unknown: 100%

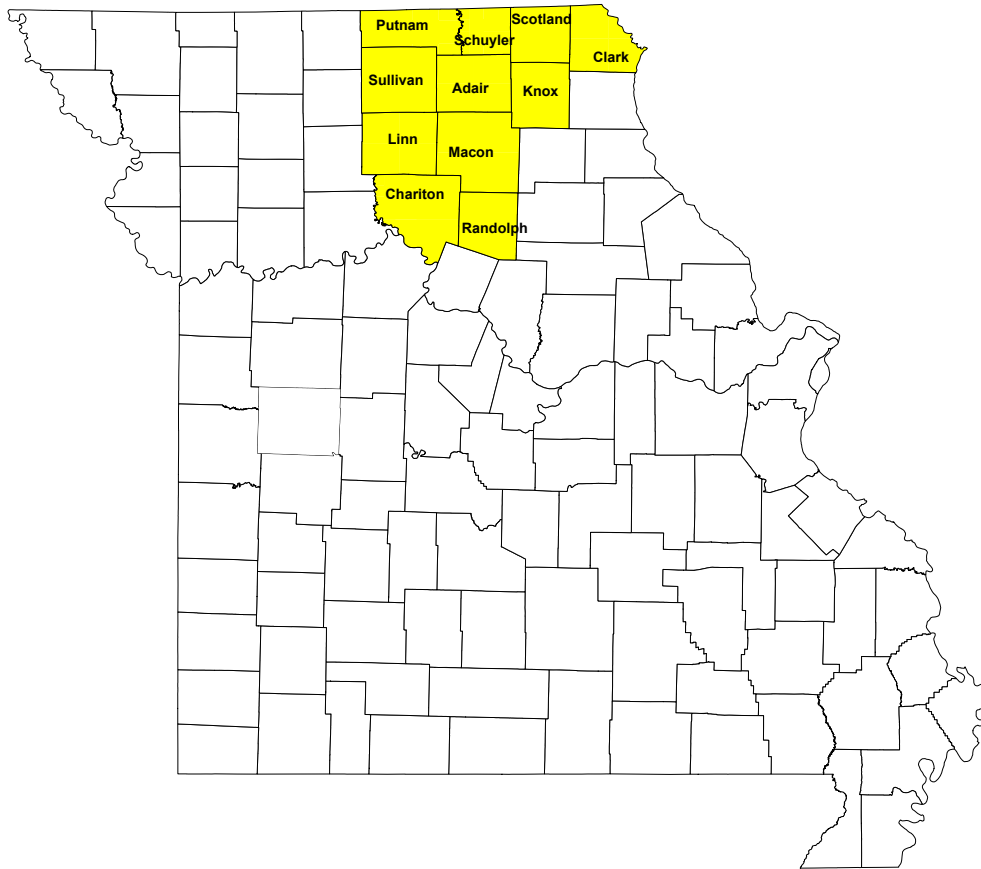
### **VETERANS**

Veteran: 11%  
None/Unknown: 89%

# REGION 3

**COUNTIES:**

Putnam, Schuyler, Scotland, Clark, Sullivan, Adair, Knox, Linn, Macon, Chariton and Randolph



**TOTAL HOMELESS: 37**

**TOTAL SHELTERED HOMELESS: 32**

**TOTAL UNSHELTERED HOMELESS: 5**

# REGION 3

## SHELTERED INFORMATION

### **AGE**

17 and under: 46.8%  
18-45: 43.8%  
46-60: 6.3%  
61+: 3.1%  
Unknown: 0%

### **GENDER**

Female: 53.1%  
Male: 46.9%  
Transgenerated: 0%

### **RACE**

Other: 0%  
White: 87.5%  
Black or African American: 3.1%  
Two or more races: 9.4%  
American Indian or Alaskan Native: 0%  
Asian: 0%  
Native Hawaiian or Other Pacific Islander: 0%  
Unknown: 0%

### **DISABILITIES BY CATEGORY**

HIV/AIDS: 0%  
Mental Illness: 5.9%  
Substance Abuse: 0%  
Physical: 23.5%

### **DOMESTIC VIOLENCE**

Domestic Violence: 47.1%  
Unknown: 52.9%

### **CHRONICALLY HOMELESS**

Chronic: 0%  
None/Unknown: 100%

### **UNACCOMPANIED YOUTH**

Unaccompanied Youth: 0%  
None/Unknown: 100%

### **VETERANS**

Veteran: 5.9%  
None/Unknown: 94.1%

## UNSHelterED INFORMATION

### **AGE**

17 and under: 0%  
18-45: 80%  
46-60: 20%  
61+: 0%  
Unknown: 0%

### **GENDER**

Female: 40%  
Male: 60%  
Unknown: 0%

### **RACE**

Other: 0%  
White: 60%  
Black or African American: 20%  
Two or more races: 0%  
American Indian or Alaskan Native: 0%  
Asian: 0%  
Native Hawaiian or Other Pacific Islander: 0%  
Unknown: 20%

### **DISABILITIES BY CATEGORY**

HIV/AIDS: 0%  
Mental Illness: 40%  
Substance Abuse: 20%  
Physical: 0%  
None/Unknown: 40%

### **DOMESTIC VIOLENCE**

Domestic Violence: 0%  
Unknown: 100%

### **CHRONICALLY HOMELESS**

Chronic: 0%  
None/Unknown: 100%

### **UNACCOMPANIED YOUTH**

Unaccompanied Youth: 0%  
None/Unknown: 100%

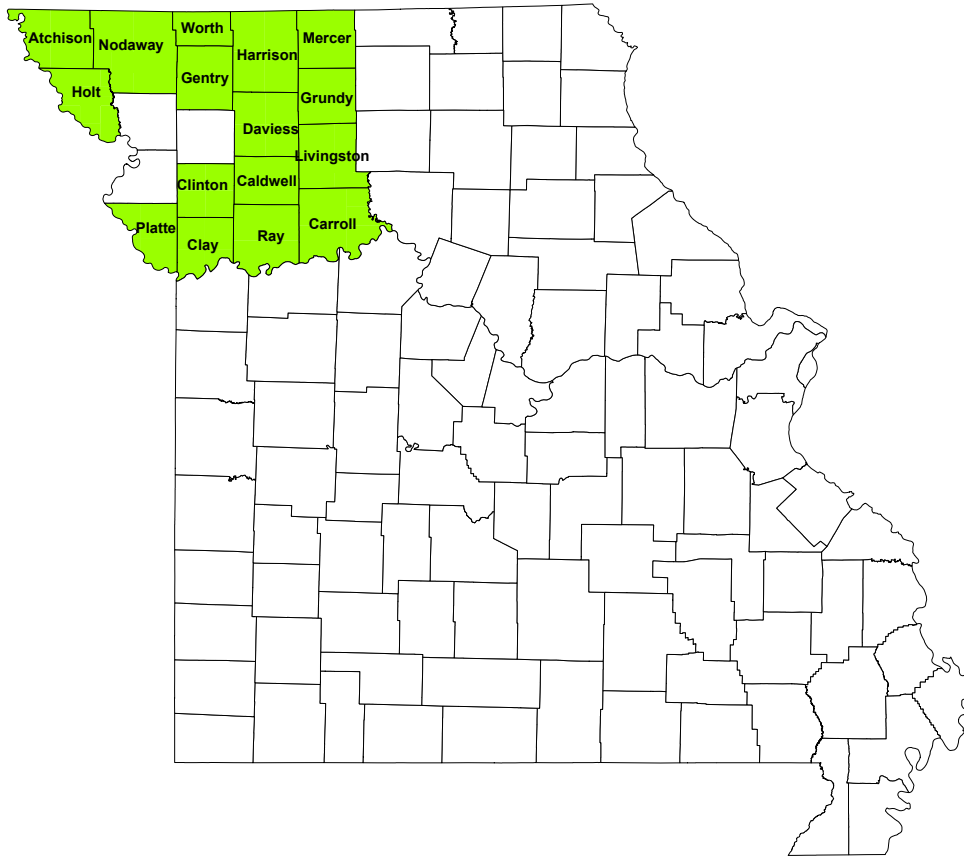
### **VETERANS**

Veteran: 20%  
None/Unknown: 80%

# REGION 4

**COUNTIES:**

Atchison, Nodaway, Worth, Harrison, Mercer, Holt, Gentry, Daviess, Grundy, Clinton, Caldwell, Livingston, Platte, Clay, Ray and Carroll



**TOTAL HOMELESS: 171**

**TOTAL SHELTERED HOMELESS: 118**

**TOTAL UNSHELTERED HOMELESS: 53**

# REGION 4

## SHELTERED INFORMATION

### **AGE**

17 and under: 51.7%  
18-45: 40.7%  
46-60: 7.6%  
61+: 0%  
Unknown: 0%

### **GENDER**

Female: 67%  
Male: 33%  
Transgenerated: 0%

### **RACE**

Other: 0%  
White: 55%  
Black or African American: 33.1%  
Two or more races: 11.9%  
American Indian or Alaskan Native: 0%  
Asian: 0%  
Native Hawaiian or Other Pacific Islander: 0%  
Unknown: 0%

### **DISABILITIES BY CATEGORY**

HIV/AIDS: 0%  
Mental Illness: 7%  
Substance Abuse: 5.3%  
Physical: 0%

### **DOMESTIC VIOLENCE**

Domestic Violence: 49.1%  
Unknown: 50.9%

### **CHRONICALLY HOMELESS**

Chronic: 0%  
None/Unknown: 100%

### **UNACCOMPANIED YOUTH**

Unaccompanied Youth: 11.5%  
None/Unknown: 88.5%

### **VETERANS**

Veteran: 1.8%  
None/Unknown: 98.2%

## UNSHelterED INFORMATION

### **AGE**

17 and under: 17%  
18-45: 44%  
46-60: 30%  
61+: 9%  
Unknown: 0%

### **GENDER**

Female: 30%  
Male: 70%  
Unknown: 0%

### **RACE**

Other: 2%  
White: 89%  
Black or African American: 2%  
Two or more races: 3%  
American Indian or Alaskan Native: 0%  
Asian: 2%  
Native Hawaiian or Other Pacific Islander: 2%  
Unknown: 0%

### **DISABILITIES BY CATEGORY**

HIV/AIDS: 0%  
Mental Illness: 18%  
Substance Abuse: 21%  
Physical: 18%  
None/Unknown: 47%

### **DOMESTIC VIOLENCE**

Domestic Violence: 0%  
Unknown: 100%

### **CHRONICALLY HOMELESS**

Chronic: 21%  
None/Unknown: 79%

### **UNACCOMPANIED YOUTH**

Unaccompanied Youth: 0%  
None/Unknown: 100%

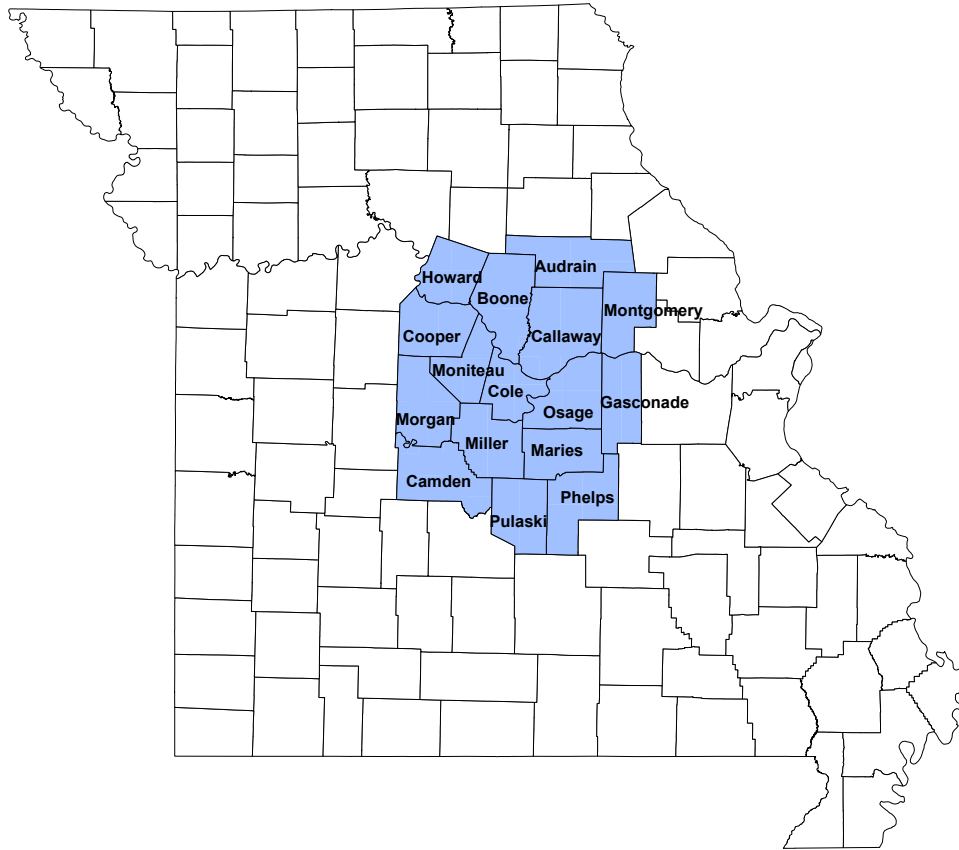
### **VETERANS**

Veteran: 12%  
None/Unknown: 88%

# REGION 5

**COUNTIES:**

Howard, Audrain, Boone, Callaway, Montgomery, Cooper, Moniteau, Cole, Osage, Gasconade, Morgan, Miller, Maries, Camden, Pulaski and Phelps



**TOTAL HOMELESS: 443**

**TOTAL SHELTERED HOMELESS: 380**

**TOTAL UNSHELTERED HOMELESS: 63**

# REGION 5

## SHELTERED INFORMATION

### **AGE**

17 and under: 21.8%  
18-45: 44.2%  
46-60: 30.8%  
61+: 3.2%  
Unknown: 0%

### **GENDER**

Female: 40%  
Male: 60%  
Transgenerated: 0%

### **RACE**

Other: 0%  
White: 74%  
Black or African American: 20.3%  
Two or more races: 2.9%  
American Indian or Alaskan Native: 1.1%  
Asian: 0.8%  
Native Hawaiian or Other Pacific Islander: 0%  
Unknown: 0%

### **DISABILITIES BY CATEGORY**

HIV/AIDS: 0%  
Mental Illness: 14.1%  
Substance Abuse: 28.0%  
Physical: 12.5%

### **DOMESTIC VIOLENCE**

Domestic Violence: 16.5%  
Unknown: 83.5%

### **CHRONICALLY HOMELESS**

Chronic: 13.4%  
None/Unknown: 86.6%

### **UNACCOMPANIED YOUTH**

Unaccompanied Youth: 3.6%  
None/Unknown: 96.4%

### **VETERANS**

Veteran: 29.6%  
None/Unknown: 70.4%

## UNSHelterED INFORMATION

### **AGE**

17 and under: 2%  
18-45: 8%  
46-60: 27%  
61+: 5%  
Unknown: 58%

### **GENDER**

Female: 16%  
Male: 83%  
Unknown: 1%

### **RACE**

Other: 0%  
White: 68%  
Black or African American: 30%  
Two or more races: 2%  
American Indian or Alaskan Native: 0%  
Asian: 0%  
Native Hawaiian or Other Pacific Islander: 0%  
Unknown: 0%

### **DISABILITIES BY CATEGORY**

HIV/AIDS: 0%  
Mental Illness: 18%  
Substance Abuse: 15%  
Physical: 27%  
None/Unknown: 50%

### **DOMESTIC VIOLENCE**

Domestic Violence: 2%  
Unknown: 98%

### **CHRONICALLY HOMELESS**

Chronic: 32%  
None/Unknown: 68%

### **UNACCOMPANIED YOUTH**

Unaccompanied Youth: 0%  
None/Unknown: 100%

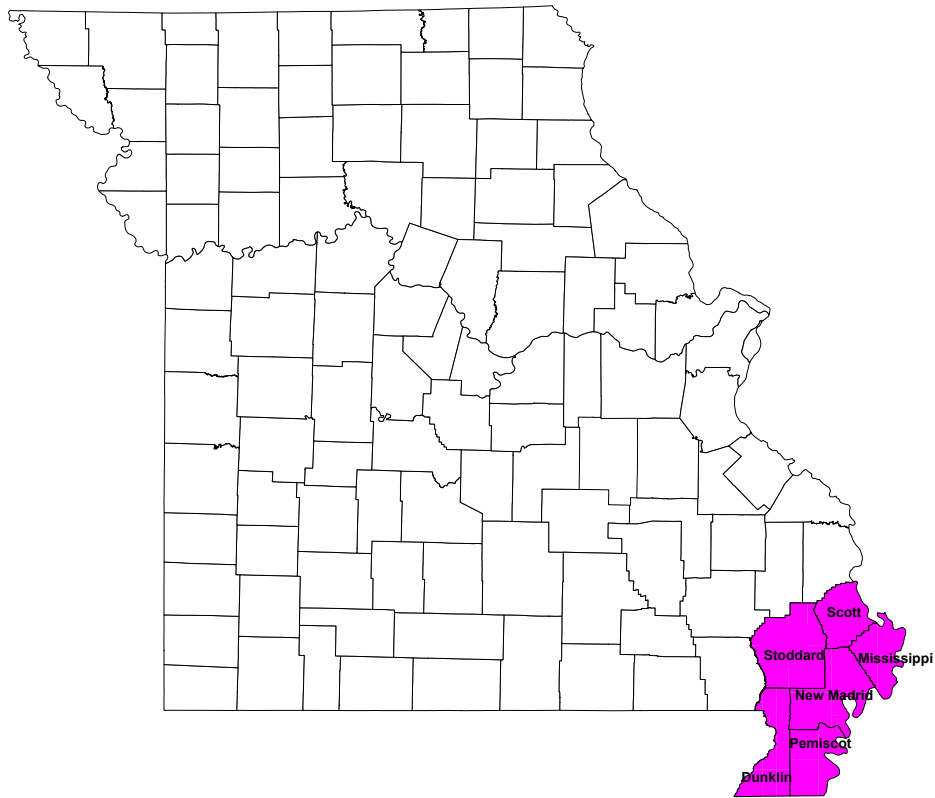
### **VETERANS**

Veteran: 11%  
None/Unknown: 89%

# REGION 6

**COUNTIES:**

Scott, Stoddard, Mississippi, New Madrid, Dunklin and Pemiscot



**TOTAL HOMELESS: 159**

**TOTAL SHELTERED HOMELESS: 114**

**TOTAL UNSHELTERED HOMELESS: 45**



# REGION 6

## SHELTERED INFORMATION

### **AGE**

17 and under: 41.1%  
18-45: 40.4%  
46-60: 16.7%  
61+: 1.8%  
Unknown: 0%

### **GENDER**

Female: 48.3%  
Male: 51.7%  
Transgenerated: 0%

### **RACE**

Other: 0%  
White: 58.8%  
Black or African American: 37.7%  
Two or more races: 3.5%  
American Indian or Alaskan Native: 0%  
Asian: 0%  
Native Hawaiian or Other Pacific Islander: 0%  
Unknown: 0%

### **DISABILITIES BY CATEGORY**

HIV/AIDS: 0%  
Mental Illness: 19.4%  
Substance Abuse: 47.8%  
Physical: 3.5%

### **DOMESTIC VIOLENCE**

Domestic Violence: 20.9%  
Unknown: 79.1%

### **CHRONICALLY HOMELESS**

Chronic: 8.8%  
None/Unknown: 91.2%

### **UNACCOMPANIED YOUTH**

Unaccompanied Youth: 0%  
None/Unknown: 100%

### **VETERANS**

Veteran: 3.5%  
None/Unknown: 96.5%

## UNSHelterED INFORMATION

### **AGE**

17 and under: 38%  
18-45: 36%  
46-60: 11%  
61+: 0%  
Unknown: 15%

### **GENDER**

Female: 73%  
Male: 27%  
Unknown: 0%

### **RACE**

Other: 0%  
White: 40%  
Black or African American: 60%  
Two or more races: 0%  
American Indian or Alaskan Native: 0%  
Asian: 0%  
Native Hawaiian or Other Pacific Islander: 0%  
Unknown: 0%

### **DISABILITIES BY CATEGORY**

HIV/AIDS: 0%  
Mental Illness: 42%  
Substance Abuse: 5%  
Physical: 11%  
None/Unknown: 53%

### **DOMESTIC VIOLENCE**

Domestic Violence: 16%  
Unknown: 84%

### **CHRONICALLY HOMELESS**

Chronic: 11%  
None/Unknown: 89%

### **UNACCOMPANIED YOUTH**

Unaccompanied Youth: 0%  
None/Unknown: 100%

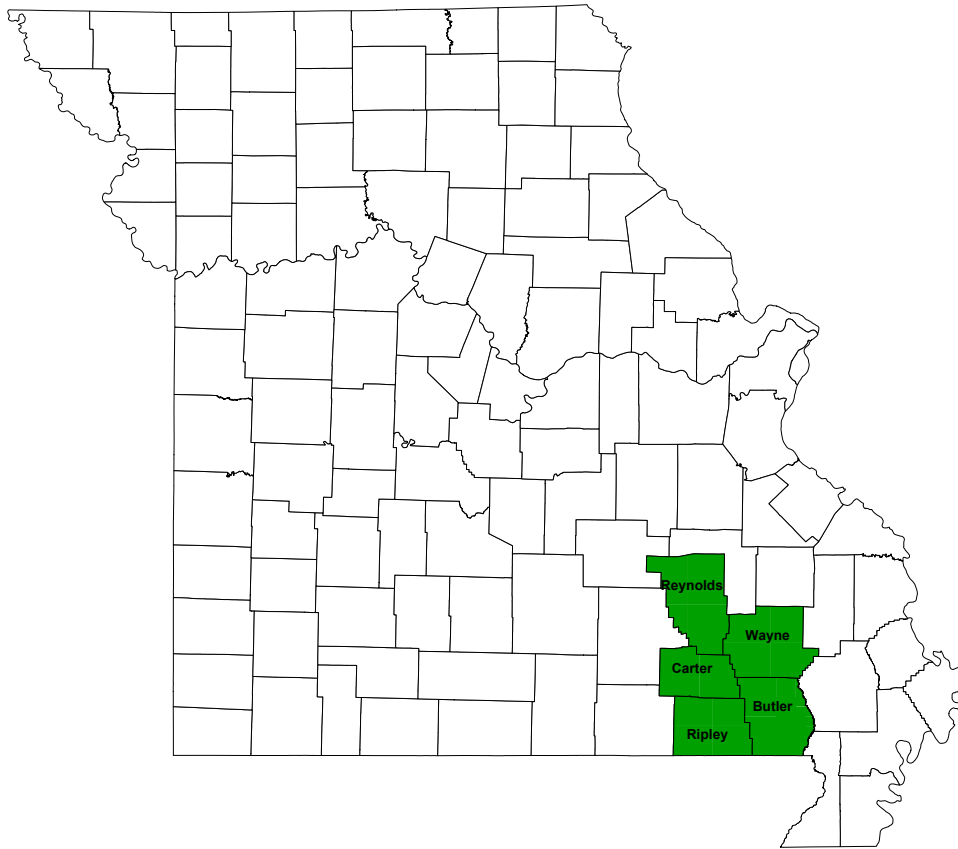
### **VETERANS**

Veteran: 0%  
None/Unknown: 100%

# REGION 7

**COUNTIES:**

Reynolds, Wayne, Carter, Ripley and Butler



**TOTAL HOMELESS: 75**

**TOTAL SHELTERED HOMELESS: 73**

**TOTAL UNSHELTERED HOMELESS: 2**

# REGION 7

## SHELTERED INFORMATION

### **AGE**

17 and under: 15%  
18-45: 37%  
46-60: 48%  
61+: 0%  
Unknown: 0%

### **GENDER**

Female: 34.3%  
Male: 65.7%  
Transgenerated: 0%

### **RACE**

Other: 0%  
White: 82.2%  
Black or African American: 17.8%  
Two or more races: 0%  
American Indian or Alaskan Native: 0%  
Asian: 0%  
Native Hawaiian or Other Pacific Islander: 0%  
Unknown: 0%

### **DISABILITIES BY CATEGORY**

HIV/AIDS: 0%  
Mental Illness: 9.7%  
Substance Abuse: 45.2%  
Physical: 12.9%

### **DOMESTIC VIOLENCE**

Domestic Violence: 19.4%  
Unknown: 80.6%

### **CHRONICALLY HOMELESS**

Chronic: 59.7%  
None/Unknown: 40.3%

### **UNACCOMPANIED YOUTH**

Unaccompanied Youth: 0%  
None/Unknown: 100%

### **VETERANS**

Veteran: 48.4%  
None/Unknown: 51.6%

## UNSHelterED INFORMATION

### **AGE**

17 and under: 0%  
18-45: 0%  
46-60: 50%  
61+: 50%  
Unknown: 0%

### **GENDER**

Female: 50%  
Male: 50%  
Unknown: 0%

### **RACE**

Other: 0%  
White: 100%  
Black or African American: 0%  
Two or more races: 0%  
American Indian or Alaskan Native: 0%  
Asian: 0%  
Native Hawaiian or Other Pacific Islander: 0%  
Unknown: 0%

### **DISABILITIES BY CATEGORY**

HIV/AIDS: 0%  
Mental Illness: 50%  
Substance Abuse: 0%  
Physical: 50%  
None/Unknown: 50%

### **DOMESTIC VIOLENCE**

Domestic Violence: 0%  
Unknown: 100%

### **CHRONICALLY HOMELESS**

Chronic: 50%  
None/Unknown: 50%

### **UNACCOMPANIED YOUTH**

Unaccompanied Youth: 0%  
None/Unknown: 100%

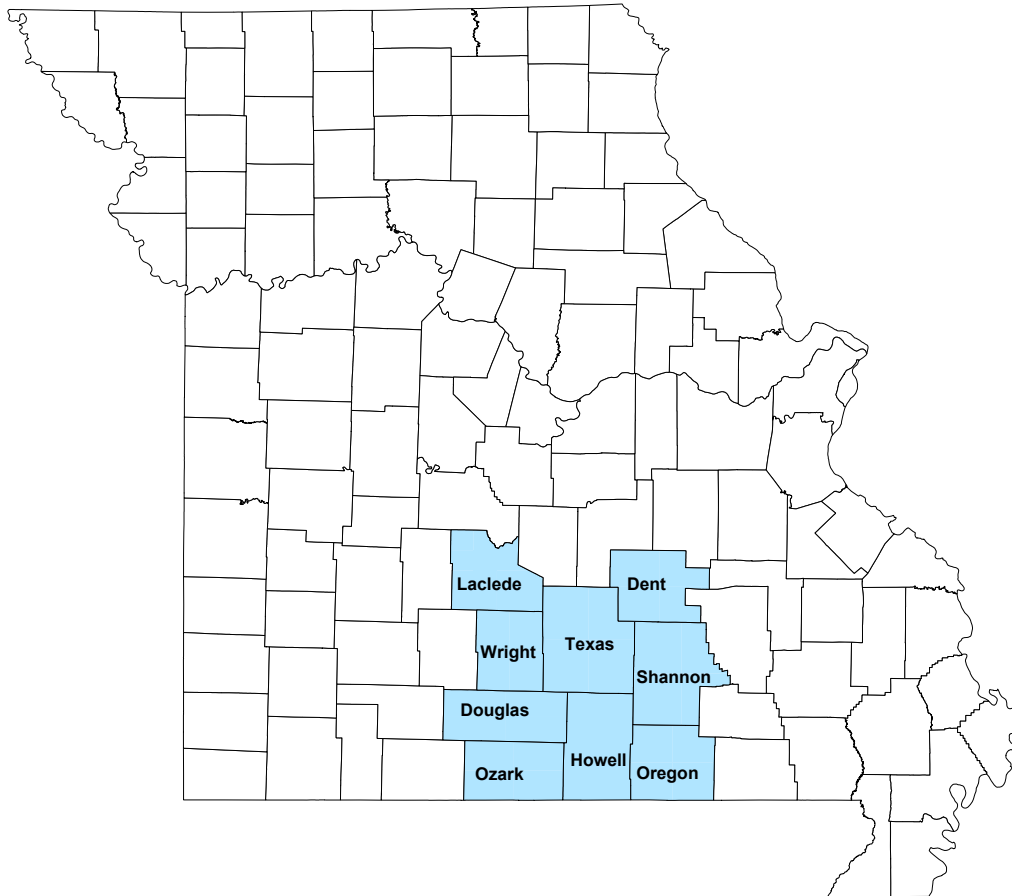
### **VETERANS**

Veteran: 50%  
None/Unknown: 50%

# REGION 8

**COUNTIES:**

Laclede, Dent, Wright, Texas, Shannon, Douglas, Ozark, Howell and Oregon



**TOTAL HOMELESS: 220**

**TOTAL SHELTERED HOMELESS: 80**

**TOTAL UNSHELTERED HOMELESS: 140**

# REGION 8

## SHELTERED INFORMATION

### **AGE**

17 and under: 38.7%  
18-45: 48.8%  
46-60: 12.5%  
61+: 0%  
Unknown: 0%

### **GENDER**

Female: 58.8%  
Male: 41.2%  
Transgenerated: 0%

### **RACE**

Other: 0%  
White: 96.2%  
Black or African American: 0%  
Two or more races: 3.8%  
American Indian or Alaskan Native: 0%  
Asian: 0%  
Native Hawaiian or Other Pacific Islander: 0%  
Unknown: 0%

### **DISABILITIES BY CATEGORY**

HIV/AIDS: 0%  
Mental Illness: 20.4%  
Substance Abuse: 30.6%  
Physical: 12.2%

### **DOMESTIC VIOLENCE**

Domestic Violence: 53.1%  
Unknown: 46.9%

### **CHRONICALLY HOMELESS**

Chronic: 8.8%  
None/Unknown: 91.2%

### **UNACCOMPANIED YOUTH**

Unaccompanied Youth: 0%  
None/Unknown: 100%

### **VETERANS**

Veteran: 8.2%  
None/Unknown: 91.8%

## UNSHELTERED INFORMATION

### **AGE**

17 and under: 10%  
18-45: 23%  
46-60: 1%  
61+: 0%  
Unknown: 66%

### **GENDER**

Female: 15%  
Male: 21%  
Unknown: 64%

### **RACE**

Other: 0%  
White: 91%  
Black or African American: 0%  
Two or more races: 4%  
American Indian or Alaskan Native: 1%  
Asian: 0%  
Native Hawaiian or Other Pacific Islander: 0%  
Unknown: 4%

### **DISABILITIES BY CATEGORY**

HIV/AIDS: 0%  
Mental Illness: 9%  
Substance Abuse: 9%  
Physical: 2%  
None/Unknown: 84%

### **DOMESTIC VIOLENCE**

Domestic Violence: 18%  
Unknown: 82%

### **CHRONICALLY HOMELESS**

Chronic: 5%  
None/Unknown: 95%

### **UNACCOMPANIED YOUTH**

Unaccompanied Youth: 0%  
None/Unknown: 100%

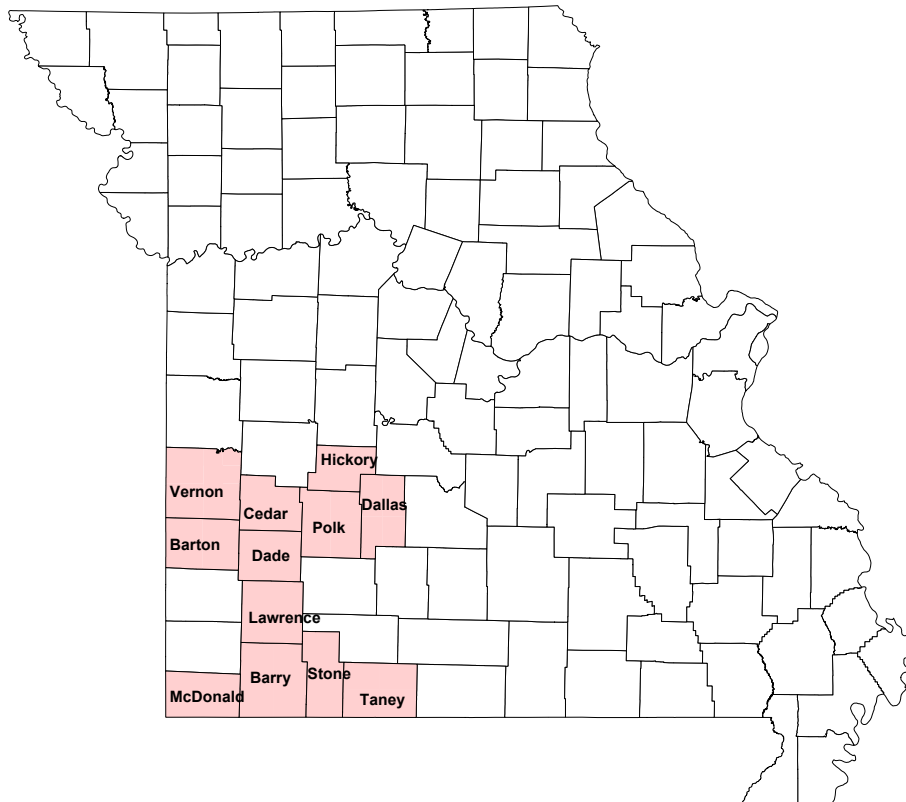
### **VETERANS**

Veteran: 5%  
None/Unknown: 95%

# REGION 9

**COUNTIES:**

Vernon, Hickory, Barton, Cedar, Dade, Polk, Dallas, Lawrence, McDonald, Barry, Stone and Taney



**TOTAL HOMELESS: 395**

**TOTAL SHELTERED HOMELESS: 319**

**TOTAL UNSHELTERED HOMELESS: 76**

# REGION 9

## SHELTERED INFORMATION

### **AGE**

17 and under: 19.8%  
18-45: 67.1%  
46-60: 12.5%  
61+: 0.6%  
Unknown: 0.0%

### **GENDER**

Female: 44.2%  
Male: 55.8%  
Transgendered: 0.0%

### **RACE**

Other: 0.0%  
White: 97.5%  
Black or African American: 1.6%  
Two or more races: 0.9%  
American Indian or Alaskan Native: 0.0%  
Asian: 0.0%  
Native Hawaiian or Other Pacific Islander: 0.0%  
Unknown: 0%

### **DISABILITIES BY CATEGORY**

HIV/AIDS: 0.0%  
Mental Illness: 1.2%  
Substance Abuse: 73.1%  
Physical: 1.6%

### **DOMESTIC VIOLENCE**

Domestic Violence: 18.8%  
Unknown: 81.2%

### **CHRONIC ADULTS**

Chronic Adults : 0.8%  
None/Unknown: 99.2%

### **UNACCOMPANIED YOUTH**

Unaccompanied Youth: 0.0%  
None/Unknown: 100.0%

### **VETERANS**

Veteran: 5.1%  
None/Unknown: 94.9 %

## UNSHelterED INFORMATION

### **AGE**

17 and under: 8%  
18-45: 18%  
46-60: 11%  
61+: 1%  
Unknown: 62%

### **GENDER**

Female: 33%  
Male: 62%  
Unknown: 5%

### **RACE**

Other: 0%  
White: 79%  
Black or African American: 0%  
Two or more races: 0%  
American Indian or Alaskan Native: 0%  
Asian: 0%  
Native Hawaiian or Other Pacific Islander: 1%  
Unknown: 20%

### **DISABILITIES BY CATEGORY**

HIV/AIDS: 0%  
Mental Illness: 11%  
Substance Abuse: 7%  
Physical: 7%  
None/Unknown: 76%

### **DOMESTIC VIOLENCE**

Domestic Violence: 11%  
Unknown: 89%

### **CHRONICALLY HOMELESS**

Chronic: 11%  
None/Unknown: 89%

### **UNACCOMPANIED YOUTH**

Unaccompanied Youth: 0%  
None/Unknown: 100%

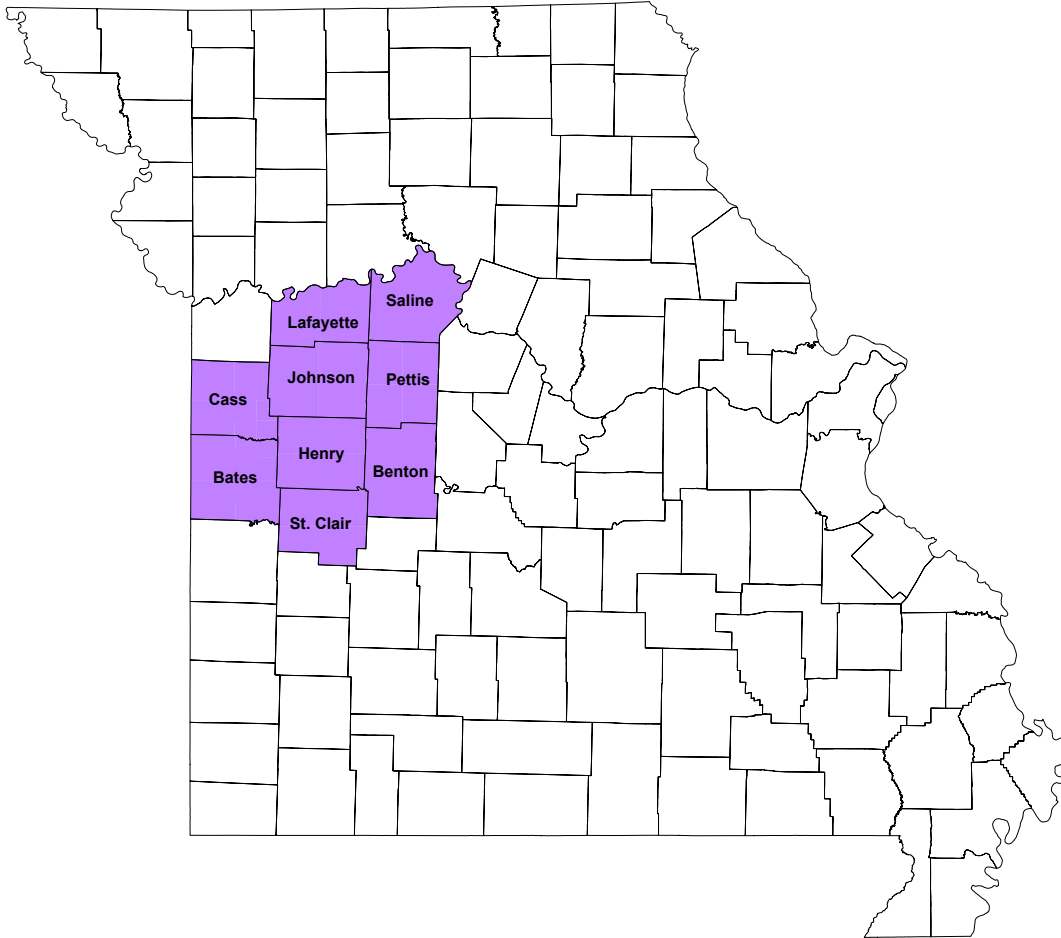
### **VETERANS**

Veteran: 9%  
None/Unknown: 91%

# REGION 10

**COUNTIES:**

Lafayette, Saline, Cass, Johnson, Pettis, Bates, Henry, Benton and St. Clair



**TOTAL HOMELESS: 374**

**TOTAL SHELTERED HOMELESS: 133**

**TOTAL UNSHELTERED HOMELESS: 241**



# REGION 10

## SHELTERED INFORMATION

### **AGE**

17 and under: 34.6%  
18-45: 49.6%  
46-60: 12.8%  
61+: 3%  
Unknown: 0%

### **GENDER**

Female: 51.9%  
Male: 48.1%  
Transgenerated: 0%

### **RACE**

Other: 2.1%  
White: 76.7%  
Black or African American: 12.9%  
Two or more races: 8.3%  
American Indian or Alaskan Native: 0%  
Asian: 0%  
Native Hawaiian or Other Pacific Islander: 0%  
Unknown: 0%

### **DISABILITIES BY CATEGORY**

HIV/AIDS: 0%  
Mental Illness: 17.2%  
Substance Abuse: 35.6%  
Physical: 4.6%

### **DOMESTIC VIOLENCE**

Domestic Violence: 40.2%  
Unknown: 59.8%

### **CHRONICALLY HOMELESS**

Chronic: 14.9%  
None/Unknown: 85.1%

### **UNACCOMPANIED YOUTH**

Unaccompanied Youth: 4.4%  
None/Unknown: 95.6%

### **VETERANS**

Veteran: 6.9%  
None/Unknown: 93.1%

## UNSHELTERED INFORMATION

### **AGE**

17 and under: 35%  
18-45: 46%  
46-60: 12%  
61+: 3%  
Unknown: 4%

### **GENDER**

Female: 45%  
Male: 54%  
Unknown: 1%

### **RACE**

Other: 2%  
White: 77%  
Black or African American: 11%  
Two or more races: 4%  
American Indian or Alaskan Native: 0%  
Asian: 0%  
Native Hawaiian or Other Pacific Islander: 1%  
Unknown: 5%

### **DISABILITIES BY CATEGORY**

HIV/AIDS: 0%  
Mental Illness: 20%  
Substance Abuse: 41%  
Physical: 9%  
None/Unknown: 45%

### **DOMESTIC VIOLENCE**

Domestic Violence: 12%  
Unknown: 88%

### **CHRONICALLY HOMELESS**

Chronic: 11%  
None/Unknown: 89%

### **UNACCOMPANIED YOUTH**

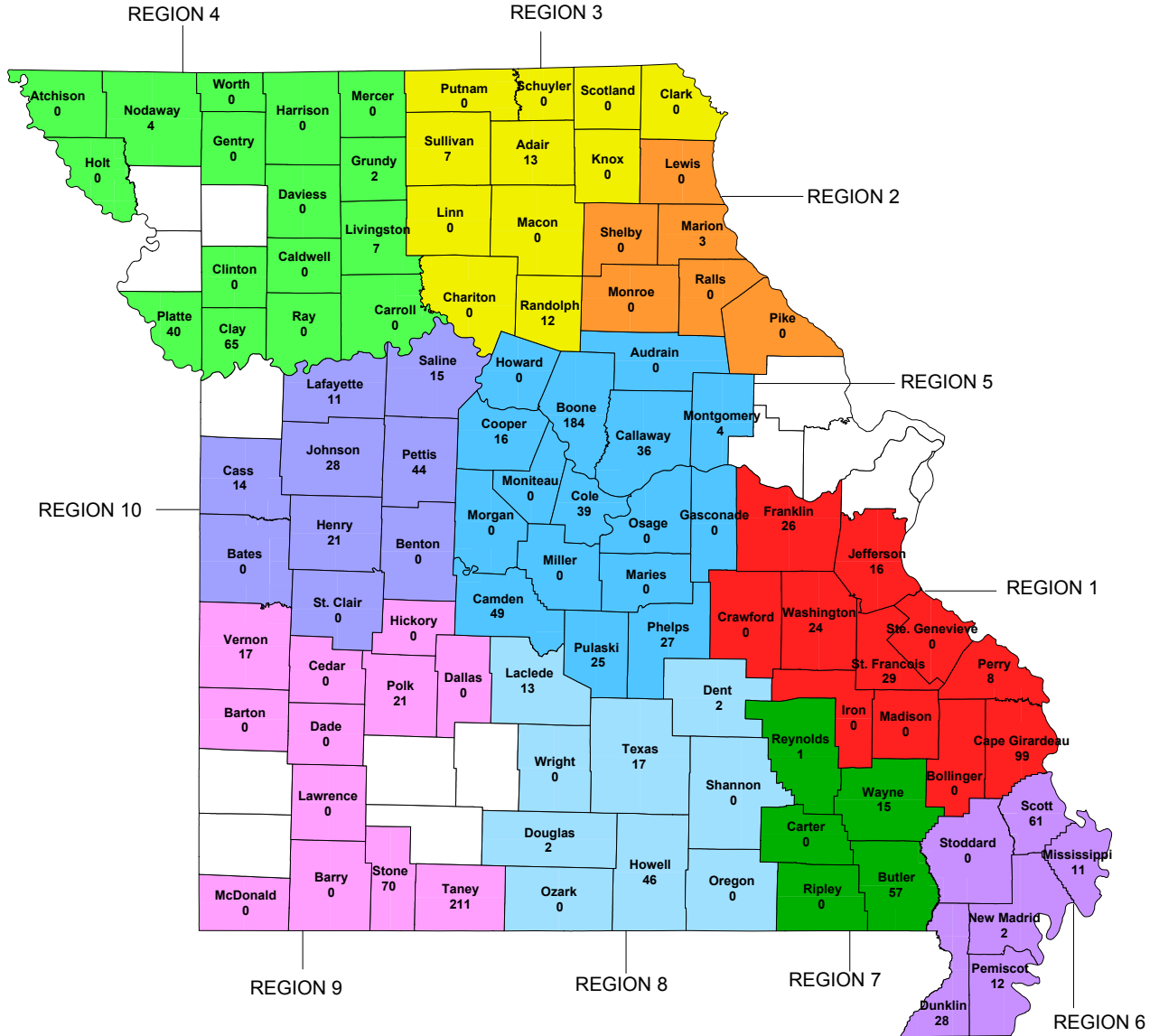
Unaccompanied Youth: 1%  
None/Unknown: 99%

### **VETERANS**

Veteran: 7%  
None/Unknown: 93%

# BALANCE OF STATE SHELTERED TOTALS

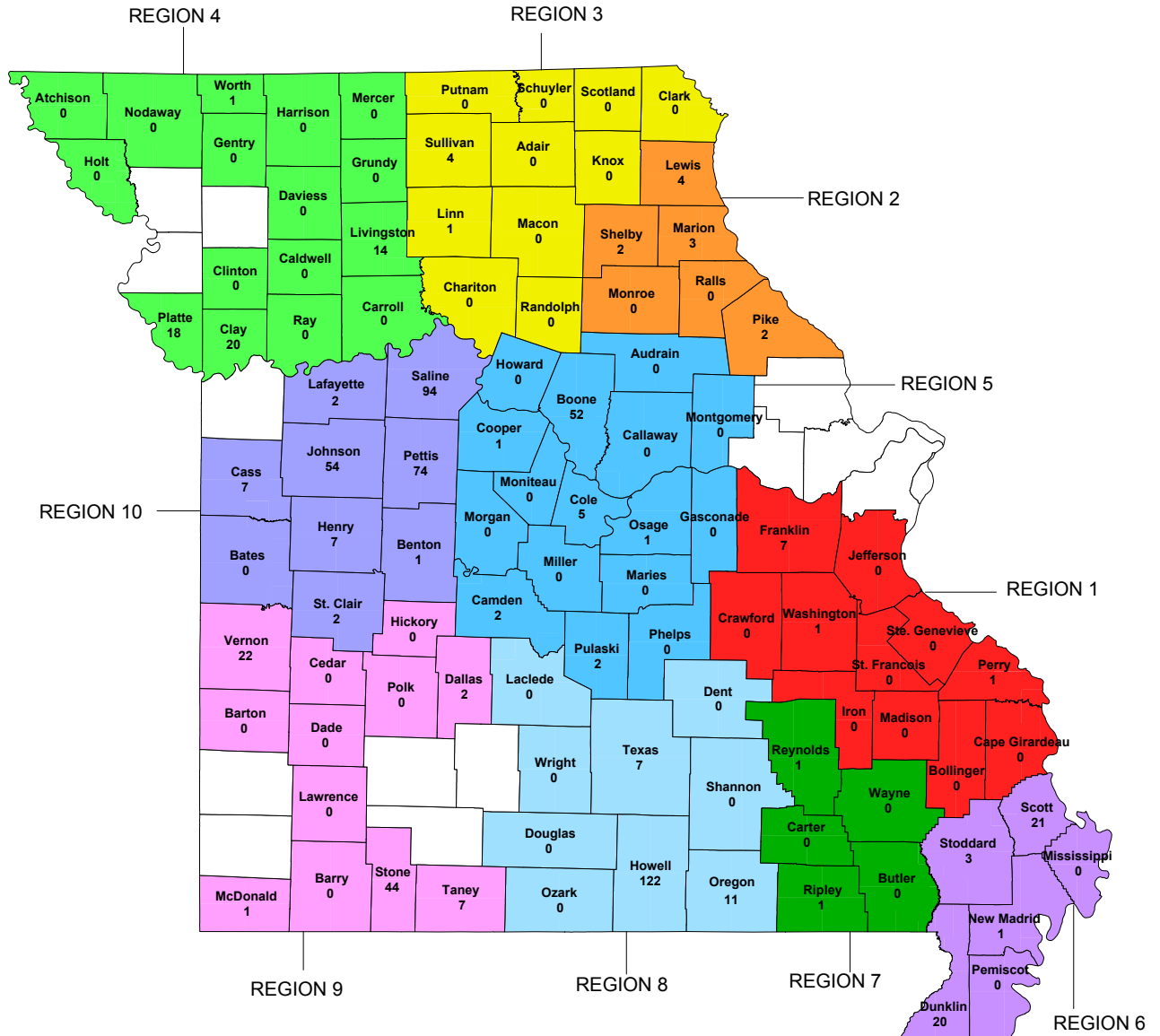
## Homeless Individuals By County



**TOTAL SHELTERED HOMELESS: 1,454**

# BALANCE OF STATE UNSHELTERED TOTALS

## Homeless Individuals By County

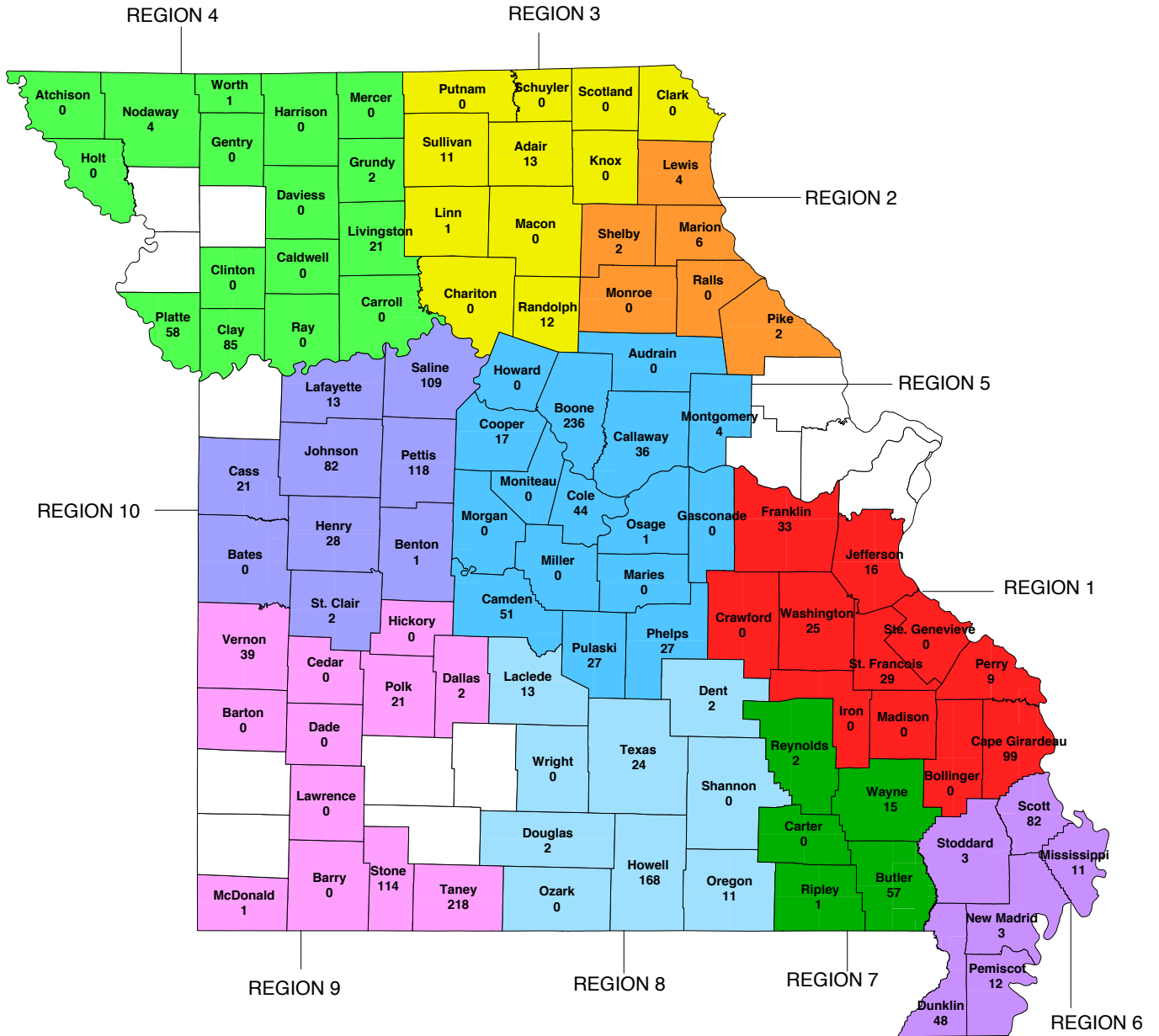


**TOTAL UNSHELTERED HOMELESS: 645**

# BALANCE OF STATE

# TOTALS

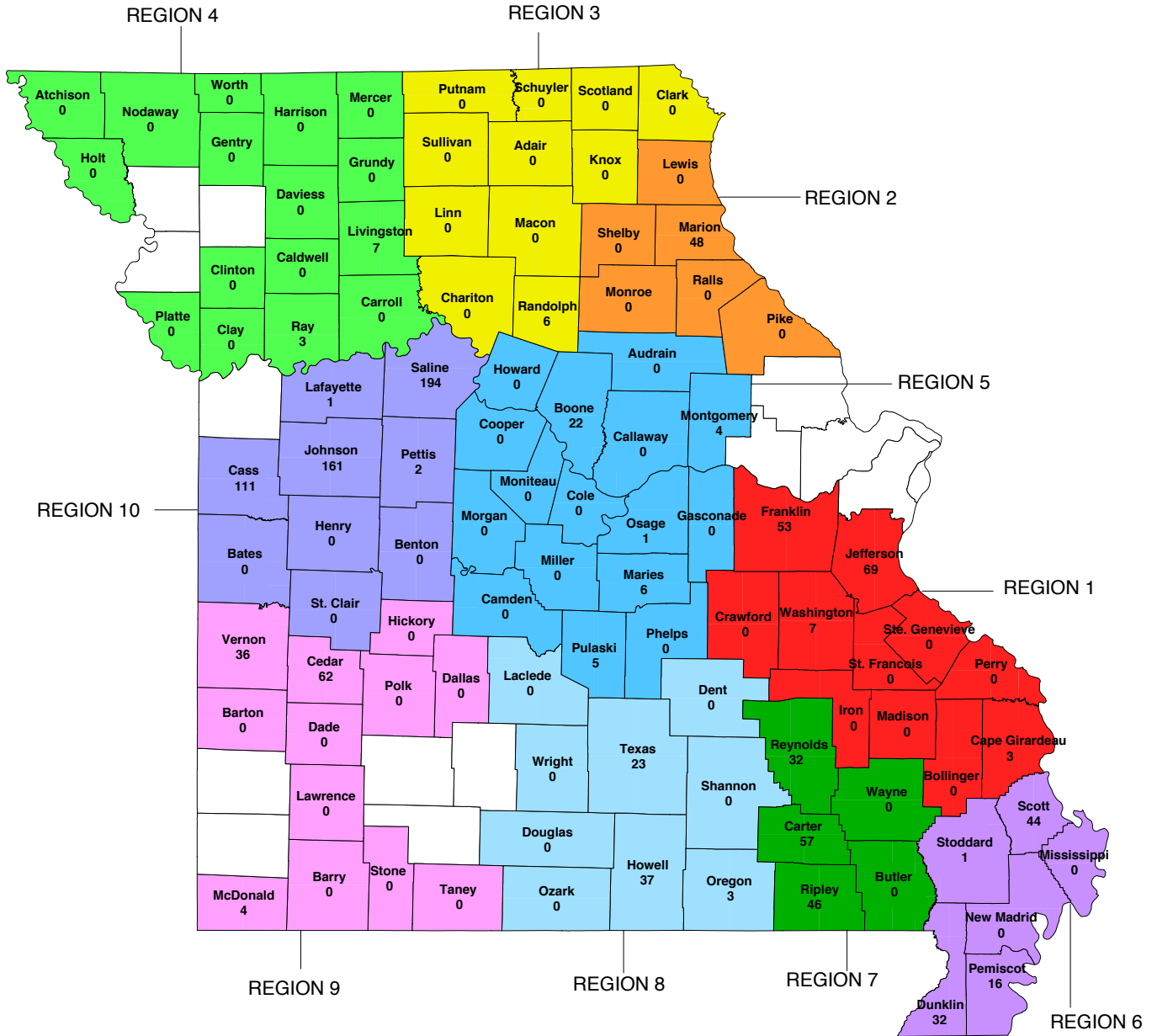
## Homeless Individuals By County



**TOTAL SHELTERED AND UNSHELTERED HOMELESS: 2,099**

# BALANCE OF STATE DOUBLED-UP TOTALS

## Homeless Individuals By County



**TOTAL DOUBLED-UP: 1,096**